



GT-CET

Trofeo de Velocidad
Circuito de Navarra
8th / 9th June 2024

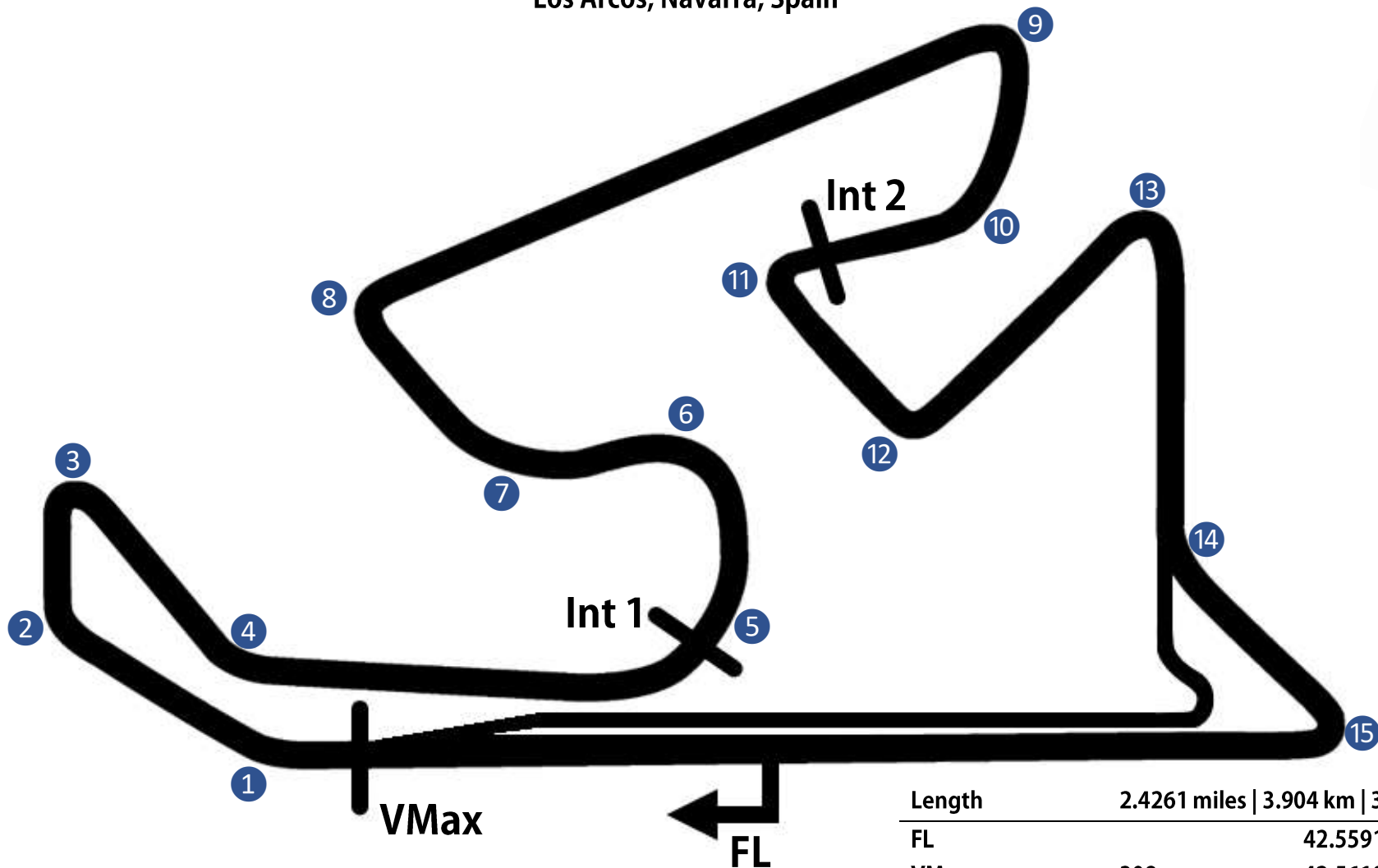


Timing & Results Provided by Timing Solutions Ltd

www.tsl-timing.com

Circuito de Navarra

Los Arcos, Navarra, Spain



Length	2.4261 miles 3.904 km 3904.5 m		
FL		42.55919 N	2.16804 W
VMax	308m	42.56184 N	2.16933 W
Int 1	1255m	42.56009 N	2.16776 W
Int 2	2580.5m	42.56019 N	2.16337 W
Pit Entry	3461.5m	42.55702 N	2.16558 W
Pit Exit	25m after FL	42.55947 N	2.16799 W
Pit Entry - Pit Exit	341m, 20.4s @ 60kph, 15.3s @ 80kph		

GT-CET CAMPEONATO DE ESPAÑA

FP1 - CLASSIFICATION

POS	NO	CL	PIC	TEAM / DRIVERS	CAR	TIME	ON	LAPS	GAP	DIFF	KPH
1	122	GT Cup	1	GT CORSE Alejandro Barambio PEREA / Borja Garcia MENENDEZ	PORSCHE 992 GT3 CUP	1:39.887	8	19			140.72
2	135	GT Cup	2	RACAR MOTORSPORT Leandro MARTINS / Dieter SVEPES	PORSCHE 992 GT3 CUP	1:41.153	9	23	1.266	1.266	138.95
3	113	GT Cup	3	BAPORO MOTORSPORT Joan Vinyes DABAD / Jaume Font CASAS	PORSCHE 992 GT3 CUP	1:42.108	20	20	2.221	0.955	137.66
4	140	GT Cup	4	VELOSO MOTORSPORT Pedro MARREIROS / José MARREIROS	PORSCHE 992 GT3 CUP	1:42.226	19	23	2.339	0.118	137.50
5	121	GPX	1	PHILIPPE BONNEL Philippe BONNEL (JF) / Solenn AMROUCHE	VORTEX 2.0	1:42.651	8	26	2.764	0.425	136.93
6	118	GPX	2	ESCUDERIA FARAON Alvaro Fontes BLANCO / Pedro M. Silvero CASTILLA	FERRARI 488 CH EVO	1:43.294	6	23	3.407	0.643	136.07
7	120	GPX	3	ESCUDERIA LA CORUÑA Jon Aizpuru SAENZ (JF)	KTM GT2	1:43.562	9	10	3.675	0.268	135.72
8	199	GT Cup	5	VELOSO MOTORSPORT José BARROS	PORSCHE 991.2 GT3 CUP	1:43.600	6	20	3.713	0.038	135.67
9	100	GT Cup	6	ESCUDERIA FARAON Pablo V. Bras SILVERO / Fernando Gonzalez GONZALEZ	PORSCHE 992 GT3 CUP	1:44.086	17	19	4.199	0.486	135.04
10	114	GT Cup	7	SKUALO COMPETICIÓN Hendrik Van ZOEST (JF)	PORSCHE 991-1 GT3 CUP	1:45.109	10	10	5.222	1.023	133.72
11	124	GT4	1	GT CORSE Manuel Bertolin SANCHIS	BMW M4 GT4	1:46.055	21	22	6.168	0.946	132.53
12	181	GT4	2	ESCUDERIA BAIX EMPORDÁ Jan Schidlöf MAREK (JF) / Francesc Guitierrez AGÜI	MCLAREN ARTURA GT4	1:46.103	23	23	6.216	0.048	132.47
13	101	GPX	4	PHILIPPE GRUAU Philippe GRUAU (JF) / Joanna Gruau BULDÓN	VORTEX 1.0	1:46.539	17	24	6.652	0.436	131.93
14	701	GPX	5	ESCUDERIA BAIX EMPORDÁ Marc Gruau BULDÓN / Alexander Gruau BULDÓN	VORTEX 1.0	1:46.900	16	24	7.013	0.361	131.48
15	125	GT4	3	MOTOR CLUB SABADELL Jordi Fuset SALA / Lorenzo Mendieta SOLA (JF)	PORSCHE 718 GT4 RS Clubsport	1:47.946	8	23	8.059	1.046	130.21
16	133	GT4	4	ESCUDERIA LA CORUÑA Ángel Santos AVALLE / Mikkel Kristensen ILLAN	LIGIER JS2R	1:48.591	8	24	8.704	0.645	129.44
17	126	GT4	5	PCR SPORT CLUB ESPORTIU Josep Parera MARTINELL / Vicente Dasi Martínez De VALLEJO (JF)	MERCEDES AMG GT4	1:48.603	21	21	8.716	0.012	129.42
18	36	D1	1	UCAV RACING Carlos Alvarez SINDIN (JF) / José Santos PÉREZ	SEAT LEON SUPERCOPA MK2	1:50.385	9	18	10.498	1.782	127.33
19	13	Clase 1	1	BAPORO MOTORSPORT Joan Vinyes RODRIGUEZ (JR)	CUPRA TCR DSG	1:50.654	12	14	10.767	0.269	127.02
20	6	D1	2	RX PRO RACING Manuel Cañizares TORTOSA (JR) / Marcos Menkes CAMPELO (JR)	PEUGEOT 308 RACING CUP	1:50.693	12	13	10.806	0.039	126.98
21	191	GT Cup	8	VELOSO MOTORSPORT Jean-Roch PIAT (JF)	PORSCHE 991.1 GT3 CUP	1:52.813	5	7	12.926	2.120	124.59
22	66	D3	1	MOTOR CLUB SABADELL Laurent PUJTMAL / Damian Freda GARCIA	RENAULT CLIO CUP IV	1:55.967	21	22	16.080	3.154	121.20
23	15	D1	3	LURAUTO K.K. Asier Gorostiza TELLERIA (JF) / Luis Chillida BELZUNCE (JF)	BMW M2 CS RACING	1:56.468	18	20	16.581	0.501	120.68
24	40	D3	2	MOTOR CLUB SABADELL José Palomar MAROTO	RENAULT CLIO CUP IV	1:57.457	15	17	17.570	0.989	119.67
25	9	D3	3	BALBOR MOTORSPORT C.A. Jose Luis Albors ALEXANDRE / German Lopez BALBOA	RENAULT CLIO CUP IV	1:58.247	6	21	18.360	0.790	118.87
26	45	D3	4	MOTOR CLUB SABADELL Oscar Vergara ULZURRUN / David Garcia OTIN	RENAULT CLIO CUP IV	1:59.005	18	20	19.118	0.758	118.11
27	18	D3	5	C.D.PLEMAR SPORT Jose Luis Lopez VALDIVIELSO (JF) / Alvaro Rodriguez SASTRE	RENAULT CLIO CUP IV	2:00.343	11	13	20.456	1.338	116.80

Weather / Track : Bright / Dry

These results are provisional until the conclusion of any judicial and technical matters.

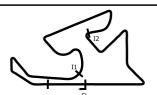
Date: 08/06/2024 Start: 09:30 Finish: 10:20

Circuito de Navarra: 3.904 km

Race Director:

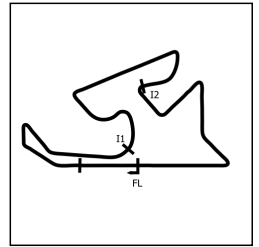
Stewards:

Chief of Timing:



GT-CET CAMPEONATO DE ESPAÑA

FP1 - SECTOR ANALYSIS



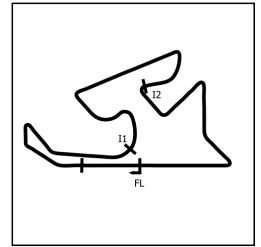
SECTOR 1 = FL to I1, SECTOR 2 = I1 to I2 SECTOR 3 = I2 to I3, SECTOR 4 = I3 to FL, DIFF = Difference To Personal Best Lap, P = Crossed Finish Line in Pit Lane, D = Time Disallowed

P1 122 GT Cup GT CORSE				PORSCHE 992 GT3 CUP				
IDEAL LAP TIME : 1:39.792		BEST LAP TIME : 1:39.887		DIFFERENCE : 0.095				
D1: Alejandro Barambio PERE		D2: Borja Garcia MENENDEZ						
LAP	SECTOR 1	SECTOR 2	SECTOR 3	SPEED TRAP	LAP TIME	KPH	DIFF	TIME OF DAY
1 - D1	OUTLAP	43.087	42.544	86.4	2:06.298	111.29	26.411	09:36:54.282
2 - D1	29.096	39.229	40.284	209.5	1:48.609	129.42	8.722	09:38:42.891
3 - D1	28.685	39.255	IN PIT	220.0	4:51.259 P	48.26	3:11.372	09:43:34.150
4 - D1	OUTLAP	40.965	39.418	158.4	1:56.143	121.02	16.256	09:45:30.293
5 - D1	26.856	36.369	38.235	232.9	1:41.460 (2)	138.53	1.573	09:47:11.753
6 - D1	26.646	57.731	38.851	234.3	2:03.228	114.06	23.341	09:49:14.981
7 - D1	26.800	38.554	53.841	235.7	1:59.195	117.92	19.308	09:51:14.176
8 - D1	26.507	35.380	38.000	234.3	1:39.887 (1)	140.72		09:52:54.063
9 - D1	26.412	36.558	IN PIT	234.3	3:43.465 P	62.90	2:03.578	09:56:37.528
10 - D1	OUTLAP	40.335	39.441	153.4	1:53.688	123.63	13.801	09:58:31.216
11 - D1	28.368	36.492	38.636	212.9	1:43.496	135.81	3.609	10:00:14.712
12 - D1	28.085	38.201	38.898	231.5	1:45.184	133.63	5.297	10:01:59.896
13 - D1	28.248	36.694	38.611	234.3	1:43.553	135.73	3.666	10:03:43.449
14 - D1	30.268	45.529	41.079	215.2	1:56.876	120.26	16.989	10:05:40.325
15 - D1	28.295	36.736	39.013	230.2	1:44.044	135.09	4.157	10:07:24.369
16 - D1	27.075	36.672	39.552	235.7	1:43.299	136.07	3.412	10:09:07.668
17 - D1	29.101	36.670	38.718	235.7	1:44.489	134.52	4.602	10:10:52.157
18 - D1	27.250	36.061	38.297	232.9	1:41.608 (3)	138.33	1.721	10:12:33.765
19 - D1	27.238	36.810	39.434	234.3	1:43.482	135.83	3.595	10:14:17.247

P2 135 GT Cup RACAR MOTORSPORT				PORSCHE 992 GT3 CUP				
IDEAL LAP TIME : 1:40.462		BEST LAP TIME : 1:41.153		DIFFERENCE : 0.691				
D1: Leandro MARTINS		D2: Dieter SVEPES						
LAP	SECTOR 1	SECTOR 2	SECTOR 3	SPEED TRAP	LAP TIME	KPH	DIFF	TIME OF DAY
1 - D1	OUTLAP	42.150	IN PIT	108.1	2:34.484 P	90.98	53.331	09:36:35.181
2 - D1	OUTLAP	37.953	IN PIT	121.8	2:10.627 P	107.60	29.474	09:38:45.808
3 - D1	OUTLAP	37.627	IN PIT	174.4	3:37.443 P	64.64	1:56.290	09:42:23.251
4 - D1	OUTLAP	38.026	38.679	180.8	1:47.536	130.71	6.383	09:44:10.787
5 - D1	27.475	36.001	38.951	232.9	1:42.427	137.23	1.274	09:45:53.214
6 - D1	27.587	38.191	39.271	234.3	1:45.049	133.80	3.896	09:47:38.263
7 - D1	27.841	35.677	37.988	198.0	1:41.506 (2)	138.47	0.353	09:49:19.769
8 - D1	26.867	35.607	42.546	234.3	1:45.020	133.84	3.867	09:51:04.789
9 - D1	27.420	35.731	38.002	235.7	1:41.153 (1)	138.95		09:52:45.942
10 - D1	27.150	36.134	IN PIT	237.1	4:46.629 P	49.03	3:05.476	09:57:32.571
11 - D1	OUTLAP	42.237	42.806	116.8	2:01.423	115.76	20.270	09:59:33.994
12 - D1	30.304	37.387	39.519	208.4	1:47.210	131.10	6.057	10:01:21.204
13 - D1	28.276	36.767	39.494	231.5	1:44.537	134.46	3.384	10:03:05.741
14 - D1	27.933	36.861	38.956	234.3	1:43.750	135.48	2.597	10:04:49.491
15 - D1	28.081	37.566	38.483	231.5	1:44.130	134.98	2.977	10:06:33.621
16 - D1	27.591	36.900	39.115	234.3	1:43.606	135.66	2.453	10:08:17.227
17 - D1	27.895	36.533	38.334	232.9	1:42.762	136.78	1.609	10:09:59.989
18 - D1	27.797	36.180	38.414	234.3	1:42.391	137.27	1.238	10:11:42.380
19 - D1	28.072	36.660	39.052	235.7	1:43.784	135.43	2.631	10:13:26.164
20 - D1	32.664	37.178	42.491	232.9	1:52.333	125.12	11.180	10:15:18.497
21 - D1	27.686	36.487	42.158	234.3	1:46.331	132.19	5.178	10:17:04.828
22 - D1	28.622	38.543	38.404	227.5	1:45.569	133.14	4.416	10:18:50.397
23 - D1	27.307	36.360	38.645	232.9	1:42.312 (3)	137.38	1.159	10:20:32.709

GT-CET CAMPEONATO DE ESPAÑA

FP1 - SECTOR ANALYSIS



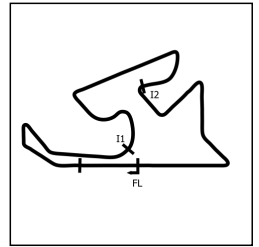
SECTOR 1 = FL to I1, SECTOR 2 = I1 to I2 SECTOR 3 = I2 to I3, SECTOR 4 = I3 to FL, DIFF = Difference To Personal Best Lap, P = Crossed Finish Line in Pit Lane, D = Time Disallowed

P3 113 GT Cup BAPORO MOTORSPORT				PORSCHE 992 GT3 CUP				
IDEAL LAP TIME : 1:42.046		BEST LAP TIME : 1:42.108		DIFFERENCE : 0.062				
D1: Joan Vinyes DABAD		D2: Jaume Font CASAS						
LAP	SECTOR 1	SECTOR 2	SECTOR 3	SPEED TRAP	LAP TIME	KPH	DIFF	TIME OF DAY
1 - D1	OUTLAP	46.172	44.363	95.8	2:19.835	100.51	37.727	09:32:57.057
2 - D1	31.699	38.800	41.221	160.9	1:51.720	125.81	9.612	09:34:48.777
3 - D1	29.692	38.000	40.457	208.4	1:48.149	129.97	6.041	09:36:36.926
4 - D1	27.838	36.923	39.948	231.5	1:44.709	134.24	2.601	09:38:21.635
5 - D1	29.497	43.027	IN PIT	207.3	3:30.942	P 66.63	1:48.834	09:41:52.577
6 - D1	OUTLAP	37.517	39.334	49.1	1:55.047	122.17	12.939	09:43:47.624
7 - D1	27.868	38.146	39.178	218.7	1:45.192	133.62	3.084	09:45:32.816
8 - D1	27.313	38.701	39.098	232.9	1:45.112	133.72	3.004	09:47:17.928
9 - D1	27.073	36.894	39.051	232.9	1:43.018	(3) 136.44	0.910	09:49:00.946
10 - D1	28.380	37.253	39.651	235.7	1:45.284	133.50	3.176	09:50:46.230
11 - D1	27.538	36.463	39.095	231.5	1:43.096	136.34	0.988	09:52:29.326
12 - D1	31.531	40.138	IN PIT	234.3	9:28.469	P 24.72	7:46.361	10:01:57.795
13 - D1	OUTLAP	37.204	39.235	177.5	1:48.476	129.57	6.368	10:03:46.271
14 - D1	28.003	37.014	39.069	232.9	1:44.086	135.04	1.978	10:05:30.357
15 - D1	28.662	39.376	IN PIT	235.7	7:26.822	P 31.45	5:44.714	10:12:57.179
16 - D1	OUTLAP	40.060	40.497	128.9	1:58.464	118.65	16.356	10:14:55.643
17 - D1	27.975	39.051	39.675	228.9	1:46.701	131.73	4.593	10:16:42.344
18 - D1	27.333	36.317	38.984	230.2	1:42.634	(2) 136.95	0.526	10:18:24.978
19 - D1	27.416	36.857	42.034	231.5	1:46.307	132.22	4.199	10:20:11.285
20 - D1	27.135	36.283	38.690	234.3	1:42.108	(1) 137.66		10:21:53.393

P4 140 GT Cup VELOSO MOTORSPORT				PORSCHE 992 GT3 CUP				
IDEAL LAP TIME : 1:41.706		BEST LAP TIME : 1:42.226		DIFFERENCE : 0.520				
D1: Pedro MARREIROS		D2: José MARREIROS						
LAP	SECTOR 1	SECTOR 2	SECTOR 3	SPEED TRAP	LAP TIME	KPH	DIFF	TIME OF DAY
1 - D1	OUTLAP	48.994	47.822	109.6	2:24.038	97.58	41.812	09:33:34.508
2 - D1	37.218	44.791	44.182	140.4	2:06.191	111.38	23.965	09:35:40.699
3 - D1	34.275	43.548	42.333	173.6	2:00.156	116.98	17.930	09:37:40.855
4 - D1	33.279	40.067	41.478	174.4	1:54.824	122.41	12.598	09:39:35.679
5 - D1	29.584	40.749	IN PIT	208.4	4:07.057	P 56.89	2:24.831	09:43:42.736
6 - D1	OUTLAP	41.625	42.551	134.6	2:04.019	113.33	21.793	09:45:46.755
7 - D1	29.533	39.201	40.179	200.0	1:48.913	129.05	6.687	09:47:35.668
8 - D1	28.191	37.143	40.357	228.9	1:45.691	132.99	3.465	09:49:21.359
9 - D1	27.992	36.619	40.268	231.5	1:44.879	134.02	2.653	09:51:06.238
10 - D1	28.518	36.979	38.866	231.5	1:44.363	134.68	2.137	09:52:50.601
11 - D1	27.805	36.614	38.780	231.5	1:43.199	136.20	0.973	09:54:33.800
12 - D1	28.207	37.576	40.913	232.9	1:46.696	131.74	4.470	09:56:20.496
13 - D1	29.521	36.853	40.780	194.1	1:47.154	131.17	4.928	09:58:07.650
14 - D1	28.230	36.944	39.001	231.5	1:44.175	134.92	1.949	09:59:51.825
15 - D1	28.435	36.785	IN PIT	230.2	3:12.285	P 73.10	1:30.059	10:03:04.110
16 - D1	OUTLAP	36.537	40.024	171.4	1:49.312	128.58	7.086	10:04:53.422
17 - D1	28.174	36.198	38.734	230.2	1:43.106	136.32	0.880	10:06:36.528
18 - D1	27.648	36.192	38.697	231.5	1:42.537	(3) 137.08	0.311	10:08:19.065
19 - D1	27.629	36.082	38.515	230.2	1:42.226	(1) 137.50		10:10:01.291
20 - D1	27.613	36.359	38.421	231.5	1:42.393	(2) 137.27	0.167	10:11:43.684
21 - D1	30.530	36.692	38.380	231.5	1:45.602	133.10	3.376	10:13:29.286
22 - D1	28.255	35.930	38.728	231.5	1:42.913	136.58	0.687	10:15:12.199
23 - D1	36.036	51.130	41.456	172.9	2:08.622	109.28	26.396	10:17:20.821

GT-CET CAMPEONATO DE ESPAÑA

FP1 - SECTOR ANALYSIS



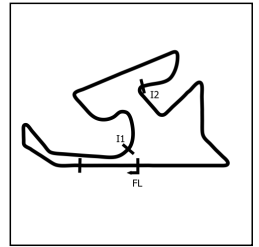
SECTOR 1 = FL to I1, SECTOR 2 = I1 to I2 SECTOR 3 = I2 to I3, SECTOR 4 = I3 to FL, DIFF = Difference To Personal Best Lap, P = Crossed Finish Line in Pit Lane, D = Time Disallowed

P5 121 GPX PHILIPPE BONNEL		VORTEX 2.0						
IDEAL LAP TIME : 1:42.198		BEST LAP TIME : 1:42.651		DIFFERENCE : 0.453				
D1: Philippe BONNEL		D2: Solenn AMROUCHE						
LAP	SECTOR 1	SECTOR 2	SECTOR 3	SPEED TRAP	LAP TIME	KPH	DIFF	TIME OF DAY
1 - D1	OUTLAP	44.155	43.445	115.7	2:11.749	106.68	29.098	09:32:57.893
2 - D1	32.285	39.164	40.823	149.4	1:52.272	125.19	9.621	09:34:50.165
3 - D1	30.172	39.033	39.779	221.2	1:48.984	128.97	6.333	09:36:39.149
4 - D1	29.416	38.805	39.617	231.5	1:47.838	130.34	5.187	09:38:26.987
5 - D1	30.466	38.383	39.201	197.0	1:48.050	130.08	5.399	09:40:15.037
6 - D1	28.264	36.944	38.829	230.2	1:44.037	135.10	1.386	09:41:59.074
7 - D1	28.157	37.143	38.910	231.5	1:44.210	134.88	1.559	09:43:43.284
8 - D1	27.589	36.606	38.456	228.9	1:42.651 (1)	136.93		09:45:25.935
9 - D1	27.383	1:05.196	39.401	230.2	2:11.980	106.50	29.329	09:47:37.915
10 - D1	27.941	37.951	IN PIT	231.5	4:43.057	P 49.65	3:00.406	09:52:20.972
11 - D1	OUTLAP	40.652	46.615	137.9	2:05.704	111.81	23.053	09:54:26.676
12 - D1	30.305	39.300	40.088	203.0	1:49.693	128.14	7.042	09:56:16.369
13 - D1	28.702	37.493	40.124	228.9	1:46.319	132.20	3.668	09:58:02.688
14 - D1	28.375	36.796	39.349	223.7	1:44.520	134.48	1.869	09:59:47.208
15 - D1	28.086	36.716	39.323	230.2	1:44.125	134.99	1.474	10:01:31.333
16 - D1	28.828	37.495	40.030	230.2	1:46.353	132.16	3.702	10:03:17.686
17 - D1	28.025	36.753	39.061	231.5	1:43.839	135.36	1.188	10:05:01.525
18 - D1	27.951	37.932	38.998	230.2	1:44.881	134.02	2.230	10:06:46.406
19 - D1	27.479	37.086	38.942	232.9	1:43.507	135.79	0.856	10:08:29.913
20 - D1	27.805	36.774	38.709	231.5	1:43.288	(2) 136.08	0.637	10:10:13.201
21 - D1	27.533	36.660	39.252	231.5	1:43.445	135.88	0.794	10:11:56.646
22 - D1	28.268	36.359	39.363	230.2	1:43.990	135.16	1.339	10:13:40.636
23 - D1	29.918	37.657	38.998	231.5	1:46.573	131.89	3.922	10:15:27.209
24 - D1	27.755	36.657	38.974	231.5	1:43.386	(3) 135.95	0.735	10:17:10.595
25 - D1	28.455	37.067	39.648	232.9	1:45.170	133.65	2.519	10:18:55.765
26 - D1	28.032	36.644	39.154	226.2	1:43.830	135.37	1.179	10:20:39.595

P6 118 GPX ESCUDERIA FARAON		FERRARI 488 CH EVO						
IDEAL LAP TIME : 1:43.294		BEST LAP TIME : 1:43.294		DIFFERENCE : 0.000				
D1: Alvaro Fontes BLANCO		D2: Pedro M. Silvero CASTILL						
LAP	SECTOR 1	SECTOR 2	SECTOR 3	SPEED TRAP	LAP TIME	KPH	DIFF	TIME OF DAY
1 - D1	OUTLAP	45.757	43.740	90.8	2:18.777	101.28	35.483	09:36:20.919
2 - D1	29.769	39.069	40.534	231.5	1:49.372	128.51	6.078	09:38:10.291
3 - D1	28.445	37.822	40.109	232.9	1:46.376	132.13	3.082	09:39:56.667
4 - D1	28.066	37.484	40.472	238.5	1:46.022	(3) 132.57	2.728	09:41:42.689
5 - D1	27.922	37.200	38.988	241.4	1:44.110	(2) 135.01	0.816	09:43:26.799
6 - D1	27.621	36.982	38.691	241.4	1:43.294 (1)	136.07		09:45:10.093
7 - D1	28.043	41.547	IN PIT	235.7	4:57.204	P 47.29	3:13.910	09:50:07.297
8 - D1	OUTLAP	47.058	45.188	110.9	2:15.695	103.58	32.401	09:52:22.992
9 - D1	32.441	44.052	43.473	188.5	1:59.966	117.16	16.672	09:54:22.958
10 - D1	32.743	42.066	42.240	184.1	1:57.049	120.08	13.755	09:56:20.007
11 - D1	32.245	40.880	42.080	187.6	1:55.205	122.01	11.911	09:58:15.212
12 - D1	32.349	40.718	41.676	182.4	1:54.743	122.50	11.449	10:00:09.955
13 - D1	30.998	41.719	41.233	186.7	1:53.950	123.35	10.656	10:02:03.905
14 - D1	31.300	39.950	41.584	190.3	1:52.834	124.57	9.540	10:03:56.739
15 - D1	30.801	40.087	41.722	202.0	1:52.610	124.82	9.316	10:05:49.349
16 - D1	34.019	39.695	40.856	192.2	1:54.570	122.68	11.276	10:07:43.919
17 - D1	30.439	39.348	41.589	208.4	1:51.376	126.20	8.082	10:09:35.295
18 - D1	31.096	40.047	40.665	183.3	1:51.808	125.71	8.514	10:11:27.103
19 - D1	30.855	40.257	40.925	203.0	1:52.037	125.46	8.743	10:13:19.140
20 - D1	30.835	40.355	41.198	215.2	1:52.388	125.06	9.094	10:15:11.528
21 - D1	29.855	39.601	41.163	212.9	1:50.619	127.06	7.325	10:17:02.147
22 - D1	29.957	41.680	42.194	208.4	1:53.831	123.48	10.537	10:18:55.978
23 - D1	31.024	40.659	41.347	192.2	1:53.030	124.35	9.736	10:20:49.008

GT-CET CAMPEONATO DE ESPAÑA

FP1 - SECTOR ANALYSIS



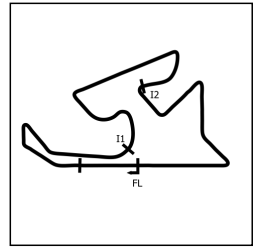
SECTOR 1 = FL to I1, SECTOR 2 = I1 to I2 SECTOR 3 = I2 to I3, SECTOR 4 = I3 to FL, DIFF = Difference To Personal Best Lap, P = Crossed Finish Line in Pit Lane, D = Time Disallowed

P7 120 GPX		ESCUDERIA LA CORUÑA			KTM GT2			
IDEAL LAP TIME : 1:43.502		BEST LAP TIME : 1:43.562			DIFFERENCE : 0.060			
D1: Jon Aizpurua SAENZ								
LAP	SECTOR 1	SECTOR 2	SECTOR 3	SPEED TRAP	LAP TIME	KPH	DIFF	TIME OF DAY
1 - D1	OUTLAP	43.263	41.632	135.6	2:05.101	112.35	21.539	10:05:27.342
2 - D1	30.304	38.909	41.218	218.7	1:50.431	127.28	6.869	10:07:17.773
3 - D1	29.669	47.902	42.491	196.0	2:00.062	117.07	16.500	10:09:17.835
4 - D1	29.740	38.285	40.056	220.0	1:48.081	130.05	4.519	10:11:05.916
5 - D1	31.378	40.356	40.042	218.7	1:51.776	125.75	8.214	10:12:57.692
6 - D1	33.888	39.560	40.979	228.9	1:54.427	122.83	10.865	10:14:52.119
7 - D1	29.145	38.234	39.503	211.7	1:46.882 (3)	131.51	3.320	10:16:39.001
8 - D1	27.951	37.312	39.796	231.5	1:45.059 (2)	133.79	1.497	10:18:24.060
9 - D1	28.011	36.887	38.664	227.5	1:43.562 (1)	135.72		10:20:07.622
10 - D1	29.192	39.216	40.394	228.9	1:48.802	129.19	5.240	10:21:56.424

P8 199 GT Cup		VELOSO MOTORSPORT			PORSCHE 991.2 GT3 CUP			
IDEAL LAP TIME : 1:42.575		BEST LAP TIME : 1:43.600			DIFFERENCE : 1.025			
D1: José BARROS								
LAP	SECTOR 1	SECTOR 2	SECTOR 3	SPEED TRAP	LAP TIME	KPH	DIFF	TIME OF DAY
1 - D1	OUTLAP	47.857	47.386	113.4	2:22.660	98.52	39.060	09:33:36.983
2 - D1	35.624	41.216	43.201	155.9	2:00.041	117.09	16.441	09:35:37.024
3 - D1	30.477	38.308	39.301	185.9	1:48.086	130.04	4.486	09:37:25.110
4 - D1	28.631	36.804	38.761	230.2	1:44.196	134.90	0.596	09:39:09.306
5 - D1	28.389	37.042	38.683	231.5	1:44.114	135.00	0.514	09:40:53.420
6 - D1	27.772	36.981	38.847	228.9	1:43.600 (1)	135.67		09:42:37.020
7 - D1	28.019	38.563	IN PIT	225.0	4:51.528 P	48.21	3:07.928	09:47:28.548
8 - D1	OUTLAP	36.737	38.527	162.2	1:48.220	129.88	4.620	09:49:16.768
9 - D1	28.279	36.276	39.469	234.3	1:44.024 (3)	135.12	0.424	09:51:00.792
10 - D1	28.688	36.800	38.734	212.9	1:44.222	134.86	0.622	09:52:45.014
11 - D1	27.864	37.786	38.655	234.3	1:44.305	134.76	0.705	09:54:29.319
12 - D1	28.026	44.872	39.851	231.5	1:52.749	124.66	9.149	09:56:22.068
13 - D1	28.274	37.108	41.499	231.5	1:46.881	131.51	3.281	09:58:08.949
14 - D1	29.079	37.432	38.840	215.2	1:45.351	133.42	1.751	09:59:54.300
15 - D1	28.079	36.586	38.964	237.1	1:43.629 (2)	135.63	0.029	10:01:37.929
16 - D1	28.069	38.078	IN PIT	237.1	3:52.381 P	60.48	2:08.781	10:05:30.310
17 - D1	OUTLAP	37.085	38.708	160.9	1:51.337	126.24	7.737	10:07:21.647
18 - D1	28.026	37.689	39.852	237.1	1:45.567	133.14	1.967	10:09:07.214
19 - D1	28.570	38.543	39.459	237.1	1:46.572	131.89	2.972	10:10:53.786
20 - D1	28.294	37.398	41.345	237.1	1:47.037	131.32	3.437	10:12:40.823

GT-CET CAMPEONATO DE ESPAÑA

FP1 - SECTOR ANALYSIS



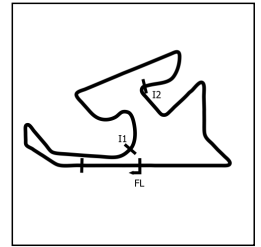
SECTOR 1 = FL to I1, SECTOR 2 = I1 to I2 SECTOR 3 = I2 to I3, SECTOR 4 = I3 to FL, DIFF = Difference To Personal Best Lap, P = Crossed Finish Line in Pit Lane, D = Time Disallowed

P9 100 GT Cup ESCUDERIA FARAON				PORSCHE 992 GT3 CUP				
IDEAL LAP TIME : 1:44.054		BEST LAP TIME : 1:44.086		DIFFERENCE : 0.032				
D1: Pablo V. Bras SILVERO		D2: Fernando Gonzalez GONZJ						
LAP	SECTOR 1	SECTOR 2	SECTOR 3	SPEED TRAP	LAP TIME	KPH	DIFF	TIME OF DAY
1 - D1	OUTLAP	43.343	41.754	113.7	2:05.944	111.60	21.858	09:34:27.442
2 - D1	30.438	38.934	40.800	185.9	1:50.172	127.58	6.086	09:36:17.614
3 - D1	29.596	39.474	40.659	217.5	1:49.729	128.09	5.643	09:38:07.343
4 - D1	28.886	37.862	39.931	227.5	1:46.679	131.76	2.593	09:39:54.022
5 - D1	29.818	37.860	42.248	231.5	1:49.926	127.86	5.840	09:41:43.948
6 - D1	28.510	37.441	39.591	230.2	1:45.542	133.18	1.456	09:43:29.490
7 - D1	28.270	37.320	39.207	232.9	1:44.797 (3)	134.12	0.711	09:45:14.287
8 - D1	28.591	39.592	IN PIT	231.5	5:31.434 P	42.41	3:47.348	09:50:45.721
9 - D1	OUTLAP	37.793	39.554	149.4	1:52.331	125.13	8.245	09:52:38.052
10 - D1	28.039	37.338	40.887	231.5	1:46.264	132.27	2.178	09:54:24.316
11 - D1	29.094	38.247	39.847	223.7	1:47.188	131.13	3.102	09:56:11.504
12 - D1	28.160	37.378	39.104	231.5	1:44.642 (2)	134.32	0.556	09:57:56.146
13 - D1	28.150	38.477	IN PIT	232.9	3:48.925 P	61.40	2:04.839	10:01:45.071
14 - D1	OUTLAP	41.455	41.275	162.2	1:57.800	119.32	13.714	10:03:42.871
15 - D1	28.029	37.498	39.476	232.9	1:45.003	133.86	0.917	10:05:27.874
16 - D1	30.063	38.650	39.511	225.0	1:48.224	129.88	4.138	10:07:16.098
17 - D1	27.738	37.212	39.136	232.9	1:44.086 (1)	135.04		10:09:00.184
18 - D1	27.840	37.604	42.615	234.3	1:48.059	130.07	3.973	10:10:48.243
19 - D1	28.334	37.262	52.461	234.3	1:58.057	119.06	13.971	10:12:46.300

P10 114 GT Cup SKUALO COMPETICIÓN				PORSCHE 991-1 GT3 CUP				
IDEAL LAP TIME : 1:45.109		BEST LAP TIME : 1:45.109		DIFFERENCE : 0.000				
D1: Hendrik Van ZOEST								
LAP	SECTOR 1	SECTOR 2	SECTOR 3	SPEED TRAP	LAP TIME	KPH	DIFF	TIME OF DAY
1 - D1	OUTLAP	51.148	43.524	93.6	2:25.344	96.70	40.235	09:34:05.511
2 - D1	31.108	40.009	40.952	207.3	1:52.069	125.42	6.960	09:35:57.580
3 - D1	29.692	38.906	40.584	226.2	1:49.182	128.74	4.073	09:37:46.762
4 - D1	29.210	39.357	41.759	226.2	1:50.326	127.40	5.217	09:39:37.088
5 - D1	29.131	38.375	39.857	227.5	1:47.363	130.92	2.254	09:41:24.451
6 - D1	28.882	37.703	40.449	228.9	1:47.034 (3)	131.32	1.925	09:43:11.485
7 - D1	28.941	39.310	IN PIT	227.5	17:45.408 P	13.19	16:00.299	10:00:56.893
8 - D1	OUTLAP	38.081	40.791	151.7	1:55.240	121.97	10.131	10:02:52.133
9 - D1	28.729	37.761	40.183	226.2	1:46.673 (2)	131.76	1.564	10:04:38.806
10 - D1	28.189	37.078	39.842	226.2	1:45.109 (1)	133.72		10:06:23.915

GT-CET CAMPEONATO DE ESPAÑA

FP1 - SECTOR ANALYSIS



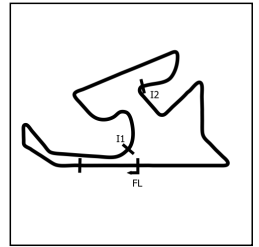
SECTOR 1 = FL to I1, SECTOR 2 = I1 to I2 SECTOR 3 = I2 to I3, SECTOR 4 = I3 to FL, DIFF = Difference To Personal Best Lap, P = Crossed Finish Line in Pit Lane, D = Time Disallowed

P11 124 GT4		GT CORSE		BMW M4 GT4				
IDEAL LAP TIME : 1:45.678		BEST LAP TIME : 1:46.055		DIFFERENCE : 0.377				
D1: Manuel Bertolin SANCHIS								
LAP	SECTOR 1	SECTOR 2	SECTOR 3	SPEED TRAP	LAP TIME	KPH	DIFF	TIME OF DAY
1 - D1	OUTLAP	50.533	46.756	120.3	2:25.462	96.63	39.407	09:33:24.869
2 - D1	32.193	40.524	42.288	188.5	1:55.005	122.22	8.950	09:35:19.874
3 - D1	29.778	38.452	41.142	214.0	1:49.372	128.51	3.317	09:37:09.246
4 - D1	29.163	37.913	40.615	214.0	1:47.691	130.52	1.636	09:38:56.937
5 - D1	29.025	37.544	40.357	214.0	1:46.926	131.45	0.871	09:40:43.863
6 - D1	29.250	39.061	41.100	214.0	1:49.411	128.47	3.356	09:42:33.274
7 - D1	28.880	40.402	IN PIT	215.2	4:40.981	P 50.02	2:54.926	09:47:14.255
8 - D1	OUTLAP	38.822	41.495	131.1	1:55.048	122.17	8.993	09:49:09.303
9 - D1	28.948	38.247	41.145	214.0	1:48.340	129.74	2.285	09:50:57.643
10 - D1	32.637	40.772	44.415	214.0	1:57.824	119.29	11.769	09:52:55.467
11 - D1	28.880	37.932	40.501	216.3	1:47.313	130.98	1.258	09:54:42.780
12 - D1	28.637	37.906	40.325	216.3	1:46.868	131.52	0.813	09:56:29.648
13 - D1	28.584	37.678	40.482	216.3	1:46.744	131.68	0.689	09:58:16.392
14 - D1	30.950	41.756	IN PIT	216.3	5:53.578	P 39.75	4:07.523	10:04:09.970
15 - D1	OUTLAP	39.304	41.818	128.1	2:02.174	115.05	16.119	10:06:12.144
16 - D1	28.732	37.699	40.295	215.2	1:46.726	131.70	0.671	10:07:58.870
17 - D1	28.621	39.323	41.500	216.3	1:49.444	128.43	3.389	10:09:48.314
18 - D1	28.410	37.240	40.565	216.3	1:46.215	(2) 132.33	0.160	10:11:34.529
19 - D1	28.530	51.124	44.852	216.3	2:04.506	112.89	18.451	10:13:39.035
20 - D1	35.563	40.789	42.065	206.2	1:58.417	118.70	12.362	10:15:37.452
21 - D1	28.554	37.324	40.177	215.2	1:46.055	(1) 132.53		10:17:23.507
22 - D1	28.261	37.624	40.475	216.3	1:46.360	(3) 132.15	0.305	10:19:09.867

P12 181 GT4		ESCUDERIA BAIX EMPORDÀ		MCLAREN ARTURA GT4				
IDEAL LAP TIME : 1:45.917		BEST LAP TIME : 1:46.103		DIFFERENCE : 0.186				
D1: Jan Schidlof MAREK		D2: Francesc Guitierrez AGÚI						
LAP	SECTOR 1	SECTOR 2	SECTOR 3	SPEED TRAP	LAP TIME	KPH	DIFF	TIME OF DAY
1 - D1	OUTLAP	46.198	47.821	83.3	2:20.035	100.37	33.932	09:34:28.539
2 - D1	33.628	41.445	43.151	161.6	1:58.224	118.89	12.121	09:36:26.763
3 - D1	31.499	40.987	44.442	198.0	1:56.928	120.21	10.825	09:38:23.691
4 - D1	35.701	40.974	43.019	178.3	1:59.694	117.43	13.591	09:40:23.385
5 - D1	32.537	40.289	41.806	175.2	1:54.632	122.62	8.529	09:42:18.017
6 - D1	30.048	39.125	IN PIT	209.5	3:33.441	P 65.85	1:47.338	09:45:51.458
7 - D1	OUTLAP	40.069	41.806	79.0	2:01.686	115.51	15.583	09:47:53.144
8 - D1	29.632	38.807	42.706	211.7	1:51.145	126.46	5.042	09:49:44.289
9 - D1	29.868	38.910	41.063	210.6	1:49.841	127.96	3.738	09:51:34.130
10 - D1	29.563	38.779	40.809	214.0	1:49.151	128.77	3.048	09:53:23.281
11 - D1	29.229	38.753	40.806	214.0	1:48.788	129.20	2.685	09:55:12.069
12 - D1	29.756	39.047	40.731	215.2	1:49.534	128.32	3.431	09:57:01.603
13 - D1	29.368	38.427	40.776	216.3	1:48.571	129.46	2.468	09:58:50.174
14 - D1	29.035	38.263	41.264	215.2	1:48.562	129.47	2.459	10:00:38.736
15 - D1	29.571	38.321	40.747	214.0	1:48.639	129.38	2.536	10:02:27.375
16 - D1	29.239	38.439	41.002	216.3	1:48.680	129.33	2.577	10:04:16.055
17 - D1	32.239	39.273	IN PIT	165.6	3:36.607	P 64.89	1:50.504	10:07:52.662
18 - D1	OUTLAP	39.227	40.963	153.4	1:53.831	123.48	7.728	10:09:46.493
19 - D1	28.890	38.098	40.533	212.9	1:47.521	130.72	1.418	10:11:34.014
20 - D1	28.479	38.145	40.161	214.0	1:46.785	(3) 131.63	0.682	10:13:20.799
21 - D1	29.535	39.523	40.130	216.3	1:49.188	128.73	3.085	10:15:09.987
22 - D1	28.448	37.738	40.256	215.2	1:46.442	(2) 132.05	0.339	10:16:56.429
23 - D1	28.634	37.372	40.097	216.3	1:46.103	(1) 132.47		10:18:42.532

GT-CET CAMPEONATO DE ESPAÑA

FP1 - SECTOR ANALYSIS



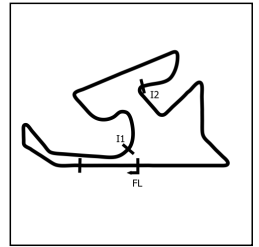
SECTOR 1 = FL to I1, SECTOR 2 = I1 to I2 SECTOR 3 = I2 to I3, SECTOR 4 = I3 to FL, DIFF = Difference To Personal Best Lap, P = Crossed Finish Line in Pit Lane, D = Time Disallowed

P13 101 GPX PHILIPPE GRUAU		VORTEX 1.0						
IDEAL LAP TIME : 1:45.859		BEST LAP TIME : 1:46.539		DIFFERENCE : 0.680				
D1: Philippe GRUAU		D2: Joanna Gruau BULDÓN						
LAP	SECTOR 1	SECTOR 2	SECTOR 3	SPEED TRAP	LAP TIME	KPH	DIFF	TIME OF DAY
1 - D1	OUTLAP	45.835	45.366	111.2	2:16.995	102.60	30.456	09:33:19.887
2 - D1	31.956	39.994	40.991	202.0	1:52.941	124.45	6.402	09:35:12.828
3 - D1	28.703	38.185	40.086	223.7	1:46.974	(2) 131.39	0.435	09:36:59.802
4 - D1	28.985	38.328	40.192	223.7	1:47.505	130.74	0.966	09:38:47.307
5 - D1	29.006	40.506	IN PIT	222.4	4:38.762	P 50.42	2:52.223	09:43:26.069
6 - D1	OUTLAP	43.343	43.999	114.4	2:13.761	105.08	27.222	09:45:39.830
7 - D1	33.090	41.202	43.528	169.9	1:57.820	119.30	11.281	09:47:37.650
8 - D1	33.280	40.590	43.389	157.1	1:57.259	119.87	10.720	09:49:34.909
9 - D1	31.683	39.207	41.522	179.1	1:52.412	125.04	5.873	09:51:27.321
10 - D1	31.878	39.596	40.331	194.1	1:51.805	125.72	5.266	09:53:19.126
11 - D1	30.180	39.502	40.732	218.7	1:50.414	127.30	3.875	09:55:09.540
12 - D1	31.394	38.218	40.000	185.9	1:49.612	128.23	3.073	09:56:59.152
13 - D1	29.839	37.698	39.713	215.2	1:47.250	(3) 131.06	0.711	09:58:46.402
14 - D1	29.786	38.661	41.088	215.2	1:49.535	128.32	2.996	10:00:35.937
15 - D1	29.731	38.225	39.911	214.0	1:47.867	130.31	1.328	10:02:23.804
16 - D1	29.759	37.563	41.032	216.3	1:48.354	129.72	1.815	10:04:12.158
17 - D1	29.124	37.586	39.829	215.2	1:46.539	(1) 131.93		10:05:58.697
18 - D1	29.481	39.404	40.819	216.3	1:49.704	128.12	3.165	10:07:48.401
19 - D1	31.250	46.712	45.276	198.0	2:03.238	114.05	16.699	10:09:51.639
20 - D1	29.368	40.739	40.564	211.7	1:50.671	127.00	4.132	10:11:42.310
21 - D1	31.539	39.040	40.558	193.1	1:51.137	126.47	4.598	10:13:33.447
22 - D1	30.276	37.731	39.913	211.7	1:47.920	130.24	1.381	10:15:21.367
23 - D1	29.293	39.267	39.593	223.7	1:48.153	129.96	1.614	10:17:09.520
24 - D1	29.060	38.303	56.287	220.0	2:03.650	113.67	17.111	10:19:13.170

P14 701 GPX ESCUDERIA BAIX EMPORDÀ		VORTEX 1.0						
IDEAL LAP TIME : 1:46.604		BEST LAP TIME : 1:46.900		DIFFERENCE : 0.296				
D1: Marc Gruau BULDÓN		D2: Alexander Gruau BULDÓN						
LAP	SECTOR 1	SECTOR 2	SECTOR 3	SPEED TRAP	LAP TIME	KPH	DIFF	TIME OF DAY
1 - D1	OUTLAP	49.056	48.104	110.9	2:26.629	95.86	39.729	09:33:33.677
2 - D1	37.076	44.940	44.311	148.8	2:06.327	111.26	19.427	09:35:40.004
3 - D1	34.757	42.514	43.050	170.6	2:00.321	116.82	13.421	09:37:40.325
4 - D1	32.614	40.690	41.879	181.6	1:55.183	122.03	8.283	09:39:35.508
5 - D1	31.955	40.029	41.444	190.3	1:53.428	123.92	6.528	09:41:28.936
6 - D1	30.316	40.377	40.867	202.0	1:51.560	125.99	4.660	09:43:20.496
7 - D1	29.706	39.140	40.694	209.5	1:49.540	128.32	2.640	09:45:10.036
8 - D1	30.414	40.152	42.844	192.2	1:53.410	123.94	6.510	09:47:03.446
9 - D1	29.810	41.106	40.872	212.9	1:51.788	125.73	4.888	09:48:55.234
10 - D1	29.859	39.815	41.841	208.4	1:51.515	126.04	4.615	09:50:46.749
11 - D1	29.992	38.920	IN PIT	208.4	3:25.535	P 68.38	1:38.635	09:54:12.284
12 - D1	OUTLAP	41.530	42.790	150.0	2:02.596	114.65	15.696	09:56:14.880
13 - D1	31.263	39.228	44.030	214.0	1:54.521	122.73	7.621	09:58:09.401
14 - D1	29.874	38.440	41.236	216.3	1:49.550	128.30	2.650	09:59:58.951
15 - D1	29.669	38.821	40.681	215.2	1:49.171	128.75	2.271	10:01:48.122
16 - D1	29.197	37.548	40.155	222.4	1:46.900	(1) 131.48		10:03:35.022
17 - D1	29.037	38.873	41.169	225.0	1:49.079	(3) 128.86	2.179	10:05:24.101
18 - D1	58.180	38.561	40.280	222.4	2:17.021	102.58	30.121	10:07:41.122
19 - D1	32.246	40.460	IN PIT	197.0	3:44.648	P 62.56	1:57.748	10:11:25.770
20 - D1	OUTLAP	39.038	40.547	169.2	1:54.231	123.05	7.331	10:13:20.001
21 - D1	30.798	40.645	40.628	223.7	1:52.071	125.42	5.171	10:15:12.072
22 - D1	34.186	50.191	40.913	187.6	2:05.290	112.18	18.390	10:17:17.362
23 - D1	29.010	37.891	43.630	222.4	1:50.531	127.16	3.631	10:19:07.893
24 - D1	28.901	39.718	40.337	223.7	1:48.956	(2) 129.00	2.056	10:20:56.849

GT-CET CAMPEONATO DE ESPAÑA

FP1 - SECTOR ANALYSIS



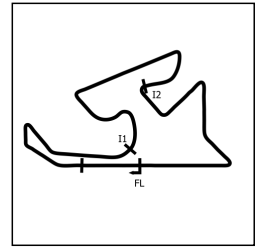
SECTOR 1 = FL to I1, SECTOR 2 = I1 to I2 SECTOR 3 = I2 to I3, SECTOR 4 = I3 to FL, DIFF = Difference To Personal Best Lap, P = Crossed Finish Line in Pit Lane, D = Time Disallowed

P15 125 GT4		MOTOR CLUB SABADELL			PORSCHE 718 GT4 RS Clubsport			
IDEAL LAP TIME : 1:47.761		BEST LAP TIME : 1:47.946			DIFFERENCE : 0.185			
D1: Jordi Fuset SALA		D2: Lorenzo Mendieta SOLA						
LAP	SECTOR 1	SECTOR 2	SECTOR 3	SPEED TRAP	LAP TIME	KPH	DIFF	TIME OF DAY
1 - D1	OUTLAP	49.735	50.989	114.1	2:26.426	95.99	38.480	09:34:51.575
2 - D1	35.712	43.453	45.748	161.6	2:04.913	112.52	16.967	09:36:56.488
3 - D1	35.072	42.607	45.185	167.7	2:02.864	114.40	14.918	09:38:59.352
4 - D1	30.482	39.642	41.721	203.0	1:51.845	125.67	3.899	09:40:51.197
5 - D1	29.037	39.101	41.318	215.2	1:49.456	128.41	1.510	09:42:40.653
6 - D1	29.292	38.663	40.811	217.5	1:48.766 (3)	129.23	0.820	09:44:29.419
7 - D1	29.256	38.138	41.251	215.2	1:48.645 (2)	129.37	0.699	09:46:18.064
8 - D1	29.027	38.323	40.596	216.3	1:47.946 (1)	130.21		09:48:06.010
9 - D1	30.085	39.466	44.800	216.3	1:54.351	122.92	6.405	09:50:00.361
10 - D1	36.100	48.681	IN PIT	159.0	5:29.551 P	42.65	3:41.605	09:55:29.912
11 - D1	OUTLAP	43.372	43.132	137.9	2:06.705	110.93	18.759	09:57:36.617
12 - D1	31.526	42.471	42.995	206.2	1:56.992	120.14	9.046	09:59:33.609
13 - D1	31.248	41.805	42.933	209.5	1:55.986	121.18	8.040	10:01:29.595
14 - D1	31.214	42.072	42.540	215.2	1:55.826	121.35	7.880	10:03:25.421
15 - D1	30.580	40.298	42.796	212.9	1:53.674	123.65	5.728	10:05:19.095
16 - D1	30.783	40.626	41.950	214.0	1:53.359	123.99	5.413	10:07:12.454
17 - D1	30.964	42.613	44.276	211.7	1:57.853	119.26	9.907	10:09:10.307
18 - D1	31.766	40.357	42.292	209.5	1:54.415	122.85	6.469	10:11:04.722
19 - D1	30.359	40.081	42.324	206.2	1:52.764	124.65	4.818	10:12:57.486
20 - D1	32.166	40.127	41.785	175.2	1:54.078	123.21	6.132	10:14:51.564
21 - D1	30.901	39.782	42.266	212.9	1:52.949	124.44	5.003	10:16:44.513
22 - D1	30.000	39.357	41.431	216.3	1:50.788	126.87	2.842	10:18:35.301
23 - D1	30.857	39.795	41.690	214.0	1:52.342	125.11	4.396	10:20:27.643

P16 133 GT4		ESCUADERIA LA CORUÑA			LIGIER JS2R			
IDEAL LAP TIME : 1:48.162		BEST LAP TIME : 1:48.591			DIFFERENCE : 0.429			
D1: Ángel Santos AVALLE		D2: Mikkel Kristensen ILLAN						
LAP	SECTOR 1	SECTOR 2	SECTOR 3	SPEED TRAP	LAP TIME	KPH	DIFF	TIME OF DAY
1 - D1	OUTLAP	47.872	IN PIT	68.8	3:39.040 P	64.17	1:50.449	09:37:06.383
2 - D1	OUTLAP	41.224	42.208	126.1	2:00.240	116.90	11.649	09:39:06.623
3 - D1	30.709	40.647	41.447	206.2	1:52.803	124.60	4.212	09:40:59.426
4 - D1	29.490	39.424	41.931	206.2	1:50.845	126.80	2.254	09:42:50.271
5 - D1	29.521	39.707	41.860	206.2	1:51.088	126.53	2.497	09:44:41.359
6 - D1	29.255	39.035	41.166	206.2	1:49.456	128.41	0.865	09:46:30.815
7 - D1	29.410	38.749	40.687	206.2	1:48.846	129.13	0.255	09:48:19.661
8 - D1	29.337	38.329	40.925	207.3	1:48.591 (1)	129.44		09:50:08.252
9 - D1	29.419	39.211	41.057	207.3	1:49.687	128.14	1.096	09:51:57.939
10 - D1	29.418	38.641	40.892	207.3	1:48.951	129.01	0.360	09:53:46.890
11 - D1	29.249	38.690	40.752	208.4	1:48.691	129.32	0.100	09:55:35.581
12 - D1	29.910	39.213	IN PIT	204.1	3:34.217 P	65.61	1:45.626	09:59:09.798
13 - D1	OUTLAP	44.546	44.411	93.6	2:15.437	103.78	26.846	10:01:25.235
14 - D1	30.846	41.048	42.424	207.3	1:54.318	122.95	5.727	10:03:19.553
15 - D1	30.279	39.832	41.430	208.4	1:51.541	126.01	2.950	10:05:11.094
16 - D1	30.034	39.245	41.867	206.2	1:51.146	126.46	2.555	10:07:02.240
17 - D1	29.757	38.458	41.747	206.2	1:49.962	127.82	1.371	10:08:52.202
18 - D1	29.743	38.291	40.622	207.3	1:48.656 (2)	129.36	0.065	10:10:40.858
19 - D1	29.719	38.481	40.659	207.3	1:48.859	129.12	0.268	10:12:29.717
20 - D1	29.464	39.779	41.258	208.4	1:50.501	127.20	1.910	10:14:20.218
21 - D1	29.668	38.307	40.734	206.2	1:48.709	129.30	0.118	10:16:08.927
22 - D1	29.544	38.480	40.645	207.3	1:48.669 (3)	129.34	0.078	10:17:57.596
23 - D1	29.429	38.416	42.142	207.3	1:49.987	127.79	1.396	10:19:47.583
24 - D1	30.377	38.541	40.815	202.0	1:49.733	128.09	1.142	10:21:37.316

GT-CET CAMPEONATO DE ESPAÑA

FP1 - SECTOR ANALYSIS



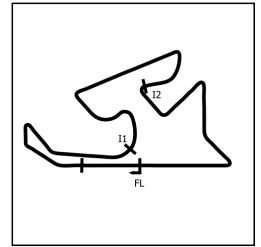
SECTOR 1 = FL to I1, SECTOR 2 = I1 to I2 SECTOR 3 = I2 to I3, SECTOR 4 = I3 to FL, DIFF = Difference To Personal Best Lap, P = Crossed Finish Line in Pit Lane, D = Time Disallowed

P17 126 GT4		PCR SPORT CLUB ESPORTIU			MERCEDES AMG GT4				
IDEAL LAP TIME : 1:47.856		BEST LAP TIME : 1:48.603			DIFFERENCE : 0.747				
D1: Josep Parera MARTINELL		D2: Vicente Dasi Martinez De V							
LAP	SECTOR 1	SECTOR 2	SECTOR 3	SPEED TRAP	LAP TIME	KPH	DIFF	TIME OF DAY	
1 - D1	OUTLAP	51.804	IN PIT	127.3	3:41.318	P	63.51	1:52.715	09:35:26.787
2 - D1	OUTLAP	56.026	46.932	124.1	2:27.563		95.25	38.960	09:37:54.350
3 - D1	33.723	42.767	48.075	174.4	2:04.565		112.84	15.962	09:39:58.915
4 - D1	32.515	41.182	43.342	192.2	1:57.039		120.09	8.436	09:41:55.954
5 - D1	35.200	41.224	42.902	191.3	1:59.326		117.79	10.723	09:43:55.280
6 - D1	31.265	40.145	42.724	206.2	1:54.134		123.15	5.531	09:45:49.414
7 - D1	32.582	42.396	IN PIT	198.9	5:05.290	P	46.04	3:16.687	09:50:54.704
8 - D1	OUTLAP	43.849	42.480	145.0	2:06.805		110.84	18.202	09:53:01.509
9 - D1	30.244	38.460	41.211	215.2	1:49.915		127.88	1.312	09:54:51.424
10 - D1	29.592	38.308	40.751	215.2	1:48.651	(2)	129.37	0.048	09:56:40.075
11 - D1	29.916	37.810	41.243	216.3	1:48.969	(3)	128.99	0.366	09:58:29.044
12 - D1	36.410	44.243	IN PIT	176.7	5:16.821	P	44.36	3:28.218	10:03:45.865
13 - D1	OUTLAP	41.524	45.004	148.3	2:05.819		111.71	17.216	10:05:51.684
14 - D1	32.494	40.878	41.932	206.2	1:55.304		121.90	6.701	10:07:46.988
15 - D1	30.915	38.942	41.524	208.4	1:51.381		126.19	2.778	10:09:38.369
16 - D1	30.577	38.886	IN PIT	204.1	3:14.725	P	72.18	1:26.122	10:12:53.094
17 - D1	OUTLAP	39.367	41.949	84.2	1:59.106		118.01	10.503	10:14:52.200
18 - D1	31.053	40.136	41.685	210.6	1:52.874		124.53	4.271	10:16:45.074
19 - D1	30.051	39.155	41.170	212.9	1:50.376		127.34	1.773	10:18:35.450
20 - D1	30.155	38.824	40.800	212.9	1:49.779		128.04	1.176	10:20:25.229
21 - D1	29.736	38.413	40.454	214.0	1:48.603	(1)	129.42		10:22:13.832

P18 36 D1		UCAV RACING			SEAT LEON SUPERCOPA MK2				
IDEAL LAP TIME : 1:50.270		BEST LAP TIME : 1:50.385			DIFFERENCE : 0.115				
D1: Carlos Alvarez SINDIN		D2: José Santos PÉREZ							
LAP	SECTOR 1	SECTOR 2	SECTOR 3	SPEED TRAP	LAP TIME	KPH	DIFF	TIME OF DAY	
1 - D1	OUTLAP	50.551	48.736	114.7	2:30.745	93.24	40.360	09:33:31.852	
2 - D1	41.145	46.896	44.756	136.0	2:12.797	105.84	22.412	09:35:44.649	
3 - D1	34.851	43.798	IN PIT	154.0	4:34.131	P	51.27	2:43.746	09:40:18.780
4 - D1	OUTLAP	41.674	44.738	86.4	2:07.018	110.66	16.633	09:42:25.798	
5 - D1	32.657	44.640	46.676	168.5	2:03.973	113.38	13.588	09:44:29.771	
6 - D1	32.462	43.050	IN PIT	186.7	6:37.635	P	35.34	4:47.250	09:51:07.406
7 - D1	OUTLAP	39.815	42.611	124.5	2:03.121	114.16	12.736	09:53:10.527	
8 - D1	30.415	38.889	41.789	196.0	1:51.093	(3)	126.52	0.708	09:55:01.620
9 - D1	30.221	38.568	41.596	195.0	1:50.385	(1)	127.33		09:56:52.005
10 - D1	30.106	38.644	41.721	196.0	1:50.471	(2)	127.23	0.086	09:58:42.476
11 - D1	30.510	41.000	IN PIT	193.1	5:59.887	P	39.05	4:09.502	10:04:42.363
12 - D1	OUTLAP	48.238	49.614	114.7	2:19.813	100.53	29.428	10:07:02.176	
13 - D1	34.227	50.644	IN PIT	170.6	5:30.735	P	42.49	3:40.350	10:12:32.911
14 - D1	OUTLAP	40.523	43.153	139.9	2:01.314	115.86	10.929	10:14:34.225	
15 - D1	31.903	40.052	43.015	193.1	1:54.970	122.25	4.585	10:16:29.195	
16 - D1	31.781	41.571	42.464	191.3	1:55.816	121.36	5.431	10:18:25.011	
17 - D1	31.964	40.475	44.103	189.4	1:56.542	120.61	6.157	10:20:21.553	
18 - D1	31.668	41.068	43.119	188.5	1:55.855	121.32	5.470	10:22:17.408	

GT-CET CAMPEONATO DE ESPAÑA

FP1 - SECTOR ANALYSIS



SECTOR 1 = FL to I1, SECTOR 2 = I1 to I2, SECTOR 3 = I2 to I3, SECTOR 4 = I3 to FL, DIFF = Difference To Personal Best Lap, P = Crossed Finish Line in Pit Lane, D = Time Disallowed

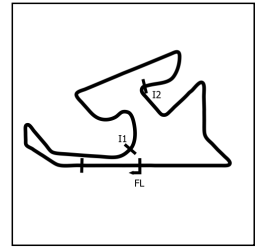
P19 13 Clase 1 BAPORO MOTORSPORT				CUPRA TCR DSG				
IDEAL LAP TIME :		BEST LAP TIME : 1:50.654		DIFFERENCE :				
D1: Joan Vinyes RODRIGUEZ								
LAP	SECTOR 1	SECTOR 2	SECTOR 3	SPEED TRAP	LAP TIME	KPH	DIFF	TIME OF DAY
1 - D1					2:01.711	115.48	11.057	09:34:46.056
2 - D1					1:59.363	117.76	8.709	09:36:45.419
3 - D1					13:38.874	17.16	11:48.220	09:50:24.293
4 - D1					1:59.715	117.41	9.061	09:52:24.008
5 - D1					1:55.309	121.90	4.655	09:54:19.317
6 - D1					3:50.650	60.94	1:59.996	09:58:09.967
7 - D1					3:46.169	62.14	1:55.515	10:01:56.136
8 - D1					2:00.383	116.76	9.729	10:03:56.519
9 - D1					2:00.708	116.44	10.054	10:05:57.227
10 - D1					1:50.896 (2)	126.75	0.242	10:07:48.123
11 - D1					1:51.622 (3)	125.92	0.968	10:09:39.745
12 - D1					1:50.654 (1)	127.02		10:11:30.399
13 - D1					1:54.843	122.39	4.189	10:13:25.242
14 - D1					7:10.375	32.66	5:19.721	10:20:35.617

P20 6 D1 RX PRO RACING				PEUGEOT 308 RACING CUP				
IDEAL LAP TIME : 1:50.228		BEST LAP TIME : 1:50.693		DIFFERENCE : 0.465				
D1: Manuel Cañizares TORTOS D2: Marcos Menkes CAMPELO								
LAP	SECTOR 1	SECTOR 2	SECTOR 3	SPEED TRAP	LAP TIME	KPH	DIFF	TIME OF DAY
1 - D1	OUTLAP	47.519	45.957	89.7	2:22.710	98.49	32.017	09:41:16.157
2 - D1	32.348	41.595	44.719	195.0	1:58.662	118.45	7.969	09:43:14.819
3 - D1	30.866	39.693	42.155	202.0	1:52.714	124.70	2.021	09:45:07.533
4 - D1	30.024	39.815	44.230	201.0	1:54.069	123.22	3.376	09:47:01.602
5 - D1	30.218	39.758	42.349	200.0	1:52.325	125.13	1.632	09:48:53.927
6 - D1	30.141	39.890	IN PIT	202.0	2:52.988 P	81.25	1:02.295	09:51:46.915
7 - D1	OUTLAP	39.591	41.877	151.1	1:56.267	120.89	5.574	09:53:43.182
8 - D1	29.884	39.510	41.728	203.0	1:51.122 (3)	126.49	0.429	09:55:34.304
9 - D1	30.616	39.270	41.864	195.0	1:51.750	125.78	1.057	09:57:26.054
10 - D1	30.372	38.804	41.540	204.1	1:50.716 (2)	126.95	0.023	09:59:16.770
11 - D1	31.005	38.912	41.953	204.1	1:51.870	125.64	1.177	10:01:08.640
12 - D1	29.937	38.895	41.861	204.1	1:50.693 (1)	126.98		10:02:59.333
13 - D1	31.223	39.003	1:28.368	205.1	2:38.594	88.63	47.901	10:05:37.927

P21 191 GT Cup VELOSO MOTORSPORT				PORSCHE 991.1 GT3 CUP				
IDEAL LAP TIME : 1:52.580		BEST LAP TIME : 1:52.813		DIFFERENCE : 0.233				
D1: Jean-Roch PIAT								
LAP	SECTOR 1	SECTOR 2	SECTOR 3	SPEED TRAP	LAP TIME	KPH	DIFF	TIME OF DAY
1 - D1	OUTLAP	48.468	47.836	102.0	2:23.349	98.05	30.536	09:33:35.720
2 - D1	37.685	44.219	44.219	145.0	2:06.123	111.44	13.310	09:35:41.843
3 - D1	33.709	43.687	43.841	180.0	2:01.237 (3)	115.93	8.424	09:37:43.080
4 - D1	31.939	41.189	42.466	197.0	1:55.594 (2)	121.59	2.781	09:39:38.674
5 - D1	30.800	40.467	41.546	205.1	1:52.813 (1)	124.59		09:41:31.487
6 - D1	30.682	40.352	IN PIT	216.3	5:20.210 P	43.89	3:27.397	09:46:51.697
7 - D1	OUTLAP	44.307	42.541	128.9	2:05.924	111.62	13.111	09:48:57.621

GT-CET CAMPEONATO DE ESPAÑA

FP1 - SECTOR ANALYSIS



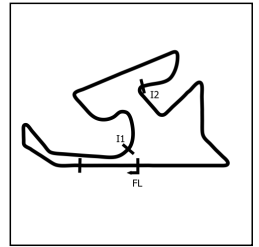
SECTOR 1 = FL to I1, SECTOR 2 = I1 to I2 SECTOR 3 = I2 to I3, SECTOR 4 = I3 to FL, DIFF = Difference To Personal Best Lap, P = Crossed Finish Line in Pit Lane, D = Time Disallowed

P22 66 D3		MOTOR CLUB SABADELL			RENAULT CLIO CUP IV			
IDEAL LAP TIME : 1:55.952		BEST LAP TIME : 1:55.967			DIFFERENCE : 0.015			
D1: Laurent PUITGMAL		D2: Damian Freda GARCIA						
LAP	SECTOR 1	SECTOR 2	SECTOR 3	SPEED TRAP	LAP TIME	KPH	DIFF	TIME OF DAY
1 - D1	OUTLAP	51.506	52.834	86.6	2:35.993	90.10	40.026	09:33:26.612
2 - D1	38.166	45.277	48.500	134.6	2:11.943	106.53	15.976	09:35:38.555
3 - D1	35.219	44.255	49.201	159.6	2:08.675	109.23	12.708	09:37:47.230
4 - D1	34.344	43.522	45.709	173.6	2:03.575	113.74	7.608	09:39:50.805
5 - D1	34.136	43.040	45.380	178.3	2:02.556	114.69	6.589	09:41:53.361
6 - D1	33.507	43.939	44.929	181.6	2:02.375	114.86	6.408	09:43:55.736
7 - D1	33.723	42.710	44.983	184.1	2:01.416	115.76	5.449	09:45:57.152
8 - D1	33.466	42.600	44.859	174.4	2:00.925	116.23	4.958	09:47:58.077
9 - D1	33.330	41.966	44.748	180.8	2:00.044	117.09	4.077	09:49:58.121
10 - D1	33.147	41.976	44.635	182.4	1:59.758	117.37	3.791	09:51:57.879
11 - D1	33.201	42.160	44.633	184.1	1:59.994	117.14	4.027	09:53:57.873
12 - D1	36.357	45.343	IN PIT	151.7	6:08.509	P 38.14	4:12.542	10:00:06.382
13 - D1	OUTLAP	44.461	45.495	139.4	2:08.179	109.66	12.212	10:02:14.561
14 - D1	32.666	42.517	45.190	184.1	2:00.373	116.77	4.406	10:04:14.934
15 - D1	32.446	41.230	44.840	184.1	1:58.516	118.60	2.549	10:06:13.450
16 - D1	32.057	41.052	43.867	186.7	1:56.976	120.16	1.009	10:08:10.426
17 - D1	31.933	40.934	43.656	185.9	1:56.523	120.63	0.556	10:10:06.949
18 - D1	32.007	41.195	43.528	185.9	1:56.730	120.41	0.763	10:12:03.679
19 - D1	31.945	40.849	43.620	185.9	1:56.414 (2)	120.74	0.447	10:14:00.093
20 - D1	31.853	41.043	43.545	185.9	1:56.441 (3)	120.71	0.474	10:15:56.534
21 - D1	31.628	40.796	43.543	185.9	1:55.967 (1)	121.20		10:17:52.501
22 - D1	31.706	41.457	45.637	185.9	1:58.800	118.31	2.833	10:19:51.301

P23 15 D1		LURAUTO K.K.			BMW M2 CS RACING			
IDEAL LAP TIME : 1:55.525		BEST LAP TIME : 1:56.468			DIFFERENCE : 0.943			
D1: Asier Gorostiza TELLERIA		D2: Luis Chillida BELZUNCE						
LAP	SECTOR 1	SECTOR 2	SECTOR 3	SPEED TRAP	LAP TIME	KPH	DIFF	TIME OF DAY
1 - D1	OUTLAP	54.792	53.386	122.2	2:40.429	87.61	43.961	09:33:49.976
2 - D1	38.002	49.132	52.477	156.5	2:19.611	100.68	23.143	09:36:09.587
3 - D1	36.098	47.622	51.465	148.8	2:15.185	103.97	18.717	09:38:24.772
4 - D1	37.266	46.388	49.225	157.1	2:12.879	105.78	16.411	09:40:37.651
5 - D1	34.826	49.753	48.658	169.2	2:13.237	105.49	16.769	09:42:50.888
6 - D1	34.562	44.811	47.187	167.0	2:06.560	111.06	10.092	09:44:57.448
7 - D1	33.432	44.602	47.640	187.6	2:05.674	111.84	9.206	09:47:03.122
8 - D1	34.137	43.807	51.183	166.3	2:09.127	108.85	12.659	09:49:12.249
9 - D1	40.748	45.057	46.722	150.0	2:12.527	106.06	16.059	09:51:24.776
10 - D1	34.682	46.209	46.691	176.0	2:07.582	110.17	11.114	09:53:32.358
11 - D1	37.118	50.124	IN PIT	151.7	5:15.213	P 44.59	3:18.745	09:58:47.571
12 - D1	OUTLAP	43.973	44.713	134.2	2:06.368	111.23	9.900	10:00:53.939
13 - D1	31.592	41.059	52.172	202.0	2:04.823	112.60	8.355	10:02:58.762
14 - D1	32.118	41.533	44.723	198.9	1:58.374	118.74	1.906	10:04:57.136
15 - D1	31.488	41.375	44.714	202.0	1:57.577	119.54	1.109	10:06:54.713
16 - D1	31.681	42.669	45.250	202.0	1:59.600	117.52	3.132	10:08:54.313
17 - D1	31.233	41.959	44.031	201.0	1:57.223 (3)	119.90	0.755	10:10:51.536
18 - D1	30.896	41.480	44.092	203.0	1:56.468 (1)	120.68		10:12:48.004
19 - D1	30.435	41.889	44.832	202.0	1:57.156 (2)	119.97	0.688	10:14:45.160
20 - D1	30.510	52.915	51.642	202.0	2:15.067	104.06	18.599	10:17:00.227

GT-CET CAMPEONATO DE ESPAÑA

FP1 - SECTOR ANALYSIS



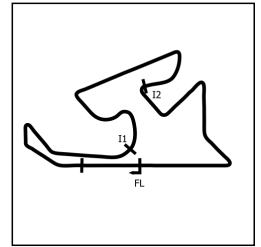
SECTOR 1 = FL to I1, SECTOR 2 = I1 to I2 SECTOR 3 = I2 to I3, SECTOR 4 = I3 to FL, DIFF = Difference To Personal Best Lap, P = Crossed Finish Line in Pit Lane, D = Time Disallowed

P24 40 D3		MOTOR CLUB SABADELL			RENAULT CLIO CUP IV			
IDEAL LAP TIME : 1:57.364		BEST LAP TIME : 1:57.457			DIFFERENCE : 0.093			
D1: Jose Palomar MAROTO								
LAP	SECTOR 1	SECTOR 2	SECTOR 3	SPEED TRAP	LAP TIME	KPH	DIFF	TIME OF DAY
1 - D1	OUTLAP	58.336	55.544	93.3	2:46.327	84.50	48.870	09:33:13.415
2 - D1	42.108	50.911	52.926	138.4	2:25.945	96.31	28.488	09:35:39.360
3 - D1	44.493	52.843	IN PIT	103.6	3:50.100	P 61.08	1:52.643	09:39:29.460
4 - D1	OUTLAP	44.430	47.642	61.3	2:17.896	101.93	20.439	09:41:47.356
5 - D1	33.373	42.578	45.351	180.8	2:01.302	115.87	3.845	09:43:48.658
6 - D1	32.975	41.622	44.439	180.8	1:59.036	118.08	1.579	09:45:47.694
7 - D1	32.804	41.972	44.301	183.3	1:59.077	118.04	1.620	09:47:46.771
8 - D1	32.232	41.393	44.593	181.6	1:58.218	118.90	0.761	09:49:44.989
9 - D1	32.451	42.526	IN PIT	181.6	13:47.337	P 16.98	11:49.880	10:03:32.326
10 - D1	OUTLAP	45.125	45.704	128.5	2:15.102	104.04	17.645	10:05:47.428
11 - D1	37.300	44.037	45.111	180.8	2:06.448	111.16	8.991	10:07:53.876
12 - D1	33.141	42.857	45.898	181.6	2:01.896	115.31	4.439	10:09:55.772
13 - D1	32.515	41.094	44.349	182.4	1:57.958 (3)	119.16	0.501	10:11:53.730
14 - D1	32.872	41.934	44.645	181.6	1:59.451	117.67	1.994	10:13:53.181
15 - D1	32.271	41.148	44.038	182.4	1:57.457 (1)	119.67		10:15:50.638
16 - D1	32.438	41.144	44.039	183.3	1:57.621 (2)	119.50	0.164	10:17:48.259
17 - D1	32.436	41.119	44.413	184.1	1:57.968	119.15	0.511	10:19:46.227

P25 9 D3		BALBOR MOTORSPORT C.A.			RENAULT CLIO CUP IV			
IDEAL LAP TIME : 1:58.056		BEST LAP TIME : 1:58.247			DIFFERENCE : 0.191			
D1: Jose Luis Albors ALEIXAN D2: German Lopez BALBOA								
LAP	SECTOR 1	SECTOR 2	SECTOR 3	SPEED TRAP	LAP TIME	KPH	DIFF	TIME OF DAY
1 - D1	OUTLAP	52.428	55.299	117.1	2:39.311	88.23	41.064	09:33:55.402
2 - D1	38.033	44.779	IN PIT	142.9	2:21.636	P 99.24	23.389	09:36:17.038
3 - D1	OUTLAP	42.065	45.067	138.4	2:05.843	111.69	7.596	09:38:22.881
4 - D1	33.068	41.969	44.765	186.7	1:59.802	117.32	1.555	09:40:22.683
5 - D1	32.404	41.965	44.283	184.1	1:58.652 (3)	118.46	0.405	09:42:21.335
6 - D1	32.157	41.616	44.474	184.1	1:58.247 (1)	118.87		09:44:19.582
7 - D1	32.308	41.779	44.554	184.1	1:58.641 (2)	118.47	0.394	09:46:18.223
8 - D1	32.982	43.224	IN PIT	183.3	6:50.523	P 34.23	4:52.276	09:53:08.746
9 - D1	OUTLAP	42.590	47.892	142.4	2:07.645	110.11	9.398	09:55:16.391
10 - D1	32.377	42.288	44.816	185.0	1:59.481	117.64	1.234	09:57:15.872
11 - D1	32.240	42.316	44.801	185.0	1:59.357	117.76	1.110	09:59:15.229
12 - D1	32.930	42.268	44.574	183.3	1:59.772	117.35	1.525	10:01:15.001
13 - D1	32.277	42.341	IN PIT	184.1	3:50.056	P 61.09	1:51.809	10:05:05.057
14 - D1	OUTLAP	45.256	53.572	77.1	2:24.280	97.42	26.033	10:07:29.337
15 - D1	35.217	43.764	45.937	177.5	2:04.918	112.52	6.671	10:09:34.255
16 - D1	33.502	45.216	47.130	165.6	2:05.848	111.69	7.601	10:11:40.103
17 - D1	34.740	43.214	46.175	176.0	2:04.129	113.23	5.882	10:13:44.232
18 - D1	32.905	43.322	45.794	178.3	2:02.021	115.19	3.774	10:15:46.253
19 - D1	33.181	42.743	45.450	182.4	2:01.374	115.80	3.127	10:17:47.627
20 - D1	33.993	42.901	46.927	180.0	2:03.821	113.52	5.574	10:19:51.448
21 - D1	34.819	43.498	49.313	162.2	2:07.630	110.13	9.383	10:21:59.078

GT-CET CAMPEONATO DE ESPAÑA

FP1 - SECTOR ANALYSIS



SECTOR 1 = FL to I1, SECTOR 2 = I1 to I2 SECTOR 3 = I2 to I3, SECTOR 4 = I3 to FL, DIFF = Difference To Personal Best Lap, P = Crossed Finish Line in Pit Lane, D = Time Disallowed

P26 45 D3		MOTOR CLUB SABADELL			RENAULT CLIO CUP IV				
IDEAL LAP TIME : 1:58.865		BEST LAP TIME : 1:59.005			DIFFERENCE : 0.140				
D1: Oscar Vergara ULZURRUN		D2: David Garcia OTIN							
LAP	SECTOR 1	SECTOR 2	SECTOR 3	SPEED TRAP	LAP TIME	KPH	DIFF	TIME OF DAY	
1 - D1	OUTLAP	58.536	54.175	94.2	2:43.934	85.74	44.929	09:33:13.276	
2 - D1	39.138	47.284	IN PIT	139.4	2:52.358	P 81.55	53.353	09:36:05.634	
3 - D1	OUTLAP	47.717	47.348	108.7	2:16.465	103.00	17.460	09:38:22.099	
4 - D1	36.478	46.696	46.214	169.9	2:09.388	108.63	10.383	09:40:31.487	
5 - D1	34.746	45.317	48.140	177.5	2:08.203	109.64	9.198	09:42:39.690	
6 - D1	34.151	44.492	45.994	169.2	2:04.637	112.77	5.632	09:44:44.327	
7 - D1	34.073	43.700	45.425	181.6	2:03.198	114.09	4.193	09:46:47.525	
8 - D1	33.270	43.884	45.077	180.8	2:02.231	114.99	3.226	09:48:49.756	
9 - D1	33.012	46.106	IN PIT	180.0	9:35.964	P 24.40	7:36.959	09:58:25.720	
10 - D1	OUTLAP	47.756	48.503	102.5	2:24.486	97.28	25.481	10:00:50.206	
11 - D1	34.462	46.106	48.103	177.5	2:08.671	109.24	9.666	10:02:58.877	
12 - D1	34.126	43.526	45.535	172.1	2:03.187	114.10	4.182	10:05:02.064	
13 - D1	33.133	42.720	44.960	183.3	2:00.813	116.34	1.808	10:07:02.877	
14 - D1	33.724	42.730	44.995	183.3	2:01.449	115.73	2.444	10:09:04.326	
15 - D1	32.905	42.109	44.662	183.3	1:59.676	(3) 117.45	0.671	10:11:04.002	
16 - D1	33.138	42.460	45.027	182.4	2:00.625	116.52	1.620	10:13:04.627	
17 - D1	32.670	42.314	44.774	184.1	1:59.758	117.37	0.753	10:15:04.385	
18 - D1	32.343	41.901	44.761	182.4	1:59.005	(1) 118.11		10:17:03.390	
19 - D1	32.691	42.067	45.991	184.1	2:00.749	116.40	1.744	10:19:04.139	
20 - D1	32.302	41.996	44.802	181.6	1:59.100	(2) 118.02	0.095	10:21:03.239	

P27 18 D3		C.D.PLEMAR SPORT			RENAULT CLIO CUP IV				
IDEAL LAP TIME : 1:59.952		BEST LAP TIME : 2:00.343			DIFFERENCE : 0.391				
D1: Jose Luis Lopez VALDIVIE		D2: Alvaro Rodriguez SASTRE							
LAP	SECTOR 1	SECTOR 2	SECTOR 3	SPEED TRAP	LAP TIME	KPH	DIFF	TIME OF DAY	
1 - D1	OUTLAP	48.965	52.775	73.4	2:41.588	86.98	41.245	09:42:50.143	
2 - D1	36.886	50.755	IN PIT	149.4	12:09.223	P 19.27	10:08.880	09:54:59.366	
3 - D1	OUTLAP	48.075	47.952	126.5	2:24.328	97.39	23.985	09:57:23.694	
4 - D1	35.369	44.109	45.935	173.6	2:05.413	112.07	5.070	09:59:29.107	
5 - D1	33.722	43.086	46.437	176.7	2:03.245	114.05	2.902	10:01:32.352	
6 - D1	34.368	43.739	IN PIT	176.7	4:32.166	P 51.64	2:31.823	10:06:04.518	
7 - D1	OUTLAP	43.325	46.690	59.8	2:16.334	103.10	15.991	10:08:20.852	
8 - D1	34.048	42.855	45.294	176.7	2:02.197	115.02	1.854	10:10:23.049	
9 - D1	33.698	42.615	45.322	179.1	2:01.635	(2) 115.56	1.292	10:12:24.684	
10 - D1	33.295	43.518	44.981	179.1	2:01.794	(3) 115.40	1.451	10:14:26.478	
11 - D1	33.215	41.985	45.143	178.3	2:00.343	(1) 116.80		10:16:26.821	
12 - D1	32.986	43.462	46.804	179.1	2:03.252	114.04	2.909	10:18:30.073	
13 - D1	33.003	42.719	46.307	179.1	2:02.029	115.18	1.686	10:20:32.102	

GT-CET CAMPEONATO DE ESPAÑA

FP1 - BEST SECTORS

SECTOR 1			SECTOR 2			SECTOR 3			IDEAL / BEST COMPARISON						
POS	NO	NAME	TIME	NO	NAME	TIME	NO	NAME	TIME	POS	NO	NAME	IDEAL	BEST	DIFF
													PERFECT LAP	1:39.780	
1	122	GT CORSE	26.412	122	GT CORSE	35.380	135	RACAR MOTORSPC	37.988	1	122	GT CORSE	1:39.792	1:39.887	0.095
2	135	RACAR MOTORSPC	26.867	135	RACAR MOTORSPC	35.607	122	GT CORSE	38.000	2	135	RACAR MOTORSPC	1:40.462	1:41.153	0.691
3	113	BAPORO MOTORSI	27.073	140	VELOSO MOTORSF	35.930	140	VELOSO MOTORSF	38.380	3	140	VELOSO MOTORSPC	1:41.706	1:42.226	0.520
4	121	PHILIPPE BONNEL	27.383	199	VELOSO MOTORSF	36.276	121	PHILIPPE BONNEL	38.456	4	113	BAPORO MOTORSPC	1:42.046	1:42.108	0.062
5	140	VELOSO MOTORSF	27.396	113	BAPORO MOTORSI	36.283	199	VELOSO MOTORSF	38.527	5	121	PHILIPPE BONNEL	1:42.198	1:42.651	0.453
6	118	ESCUADERIA FARAC	27.621	121	PHILIPPE BONNEL	36.359	120	ESCUADERIA LA CO	38.664	6	199	VELOSO MOTORSPC	1:42.575	1:43.600	1.025
7	100	ESCUADERIA FARAC	27.738	120	ESCUADERIA LA CO	36.887	113	BAPORO MOTORSI	38.690	7	118	ESCUADERIA FARAOM	1:43.294	1:43.294	0.000
8	199	VELOSO MOTORSF	27.772	118	ESCUADERIA FARAC	36.982	118	ESCUADERIA FARAC	38.691	8	120	ESCUADERIA LA CORI	1:43.502	1:43.562	0.060
9	120	ESCUADERIA LA CO	27.951	114	SKUALO COMPETI	37.078	100	ESCUADERIA FARAC	39.104	9	100	ESCUADERIA FARAOM	1:44.054	1:44.086	0.032
10	114	SKUALO COMPETI	28.189	100	ESCUADERIA FARAC	37.212	101	PHILIPPE GRUAU	39.593	10	114	SKUALO COMPETICI	1:45.109	1:45.109	0.000
11	124	GT CORSE	28.261	124	GT CORSE	37.240	114	SKUALO COMPETI	39.842	11	124	GT CORSE	1:45.678	1:46.055	0.377
12	181	ESCUADERIA BAIX E	28.448	181	ESCUADERIA BAIX E	37.372	181	ESCUADERIA BAIX E	40.097	12	101	PHILIPPE GRUAU	1:45.859	1:46.539	0.680
13	101	PHILIPPE GRUAU	28.703	701	ESCUADERIA BAIX E	37.548	701	ESCUADERIA BAIX E	40.155	13	181	ESCUADERIA BAIX EM	1:45.917	1:46.103	0.186
14	701	ESCUADERIA BAIX E	28.901	101	PHILIPPE GRUAU	37.563	124	GT CORSE	40.177	14	701	ESCUADERIA BAIX EM	1:46.604	1:46.900	0.296
15	125	MOTOR CLUB SAB,	29.027	126	PCR SPORT CLUB	37.810	126	PCR SPORT CLUB	40.454	15	125	MOTOR CLUB SABAI	1:47.761	1:47.946	0.185
16	133	ESCUADERIA LA CO	29.249	125	MOTOR CLUB SAB,	38.138	125	MOTOR CLUB SAB,	40.596	16	126	PCR SPORT CLUB E	1:47.856	1:48.603	0.747
17	126	PCR SPORT CLUB	29.592	133	ESCUADERIA LA CO	38.291	133	ESCUADERIA LA CO	40.622	17	133	ESCUADERIA LA CORI	1:48.162	1:48.591	0.429
18	6	RX PRO RACING	29.884	36	UCAV RACING	38.568	6	RX PRO RACING	41.540	18	6	RX PRO RACING	1:50.228	1:50.693	0.465
19	36	UCAV RACING	30.106	6	RX PRO RACING	38.804	191	VELOSO MOTORSF	41.546	19	36	UCAV RACING	1:50.270	1:50.385	0.115
20	15	LURAUTO K.K.	30.435	191	VELOSO MOTORSF	40.352	36	UCAV RACING	41.596	20	191	VELOSO MOTORSPC	1:52.580	1:52.813	0.233
21	191	VELOSO MOTORSF	30.682	66	MOTOR CLUB SAB,	40.796	66	MOTOR CLUB SAB,	43.528	21	15	LURAUTO K.K.	1:55.525	1:56.468	0.943
22	66	MOTOR CLUB SAB,	31.628	15	LURAUTO K.K.	41.059	15	LURAUTO K.K.	44.031	22	66	MOTOR CLUB SABAI	1:55.952	1:55.967	0.015
23	9	BALBOR MOTORSF	32.157	40	MOTOR CLUB SAB,	41.094	40	MOTOR CLUB SAB,	44.038	23	40	MOTOR CLUB SABAI	1:57.364	1:57.457	0.093
24	40	MOTOR CLUB SAB,	32.232	9	BALBOR MOTORSF	41.616	9	BALBOR MOTORSF	44.283	24	9	BALBOR MOTORSPC	1:58.056	1:58.247	0.191
25	45	MOTOR CLUB SAB,	32.302	45	MOTOR CLUB SAB,	41.901	45	MOTOR CLUB SAB,	44.662	25	45	MOTOR CLUB SABAI	1:58.865	1:59.005	0.140
26	18	C.D.PLEMAR SPOR	32.986	18	C.D.PLEMAR SPOR	41.985	18	C.D.PLEMAR SPOR	44.981	26	18	C.D.PLEMAR SPORT	1:59.952	2:00.343	0.391
27										27	13	BAPORO MOTORSPC	1:50.654		

GT-CET CAMPEONATO DE ESPAÑA

FP1 - BEST SPEEDS

POS	NO	NAME	VMAX	KPH
1	118	ESCUADERIA FARAON		241.4
2	135	RACAR MOTORSPORT		237.1
3	199	VELOSO MOTORSPORT		237.1
4	122	GT CORSE		235.7
5	113	BAPORO MOTORSPORT		235.7
6	100	ESCUADERIA FARAON		234.3
7	140	VELOSO MOTORSPORT		232.9
8	121	PHILIPPE BONNEL		232.9
9	120	ESCUADERIA LA CORUÑA		231.5
10	114	SKUALO COMPETICIÓN		228.9
11	701	ESCUADERIA BAIX EMPORDÀ		225.0
12	101	PHILIPPE GRUAU		223.7
13	125	MOTOR CLUB SABADELL		217.5
14	124	GT CORSE		216.3
15	181	ESCUADERIA BAIX EMPORDÀ		216.3
16	126	PCR SPORT CLUB ESPORTIU		216.3
17	191	VELOSO MOTORSPORT		216.3
18	133	ESCUADERIA LA CORUÑA		208.4
19	6	RX PRO RACING		205.1
20	15	LURAUTO K.K.		203.0
21	36	UCAV RACING		196.0
22	66	MOTOR CLUB SABADELL		186.7
23	9	BALBOR MOTORSPORT C.A.		186.7
24	40	MOTOR CLUB SABADELL		184.1
25	45	MOTOR CLUB SABADELL		184.1
26	18	C.D.PLEMAR SPORT		179.1
27				

GT-CET CAMPEONATO DE ESPAÑA

FP1 - PIT STOP ANALYSIS

P1 122 GT CORSE				
STOP	IN TIME	STOP TIME	TOTAL TIME	OUT TIME
1 -	09:40:28.959	3:05.191	3:05.191	09:43:34.150
2 -	09:54:29.966	2:07.562	5:12.753	09:56:37.528
3 -	10:15:59.684			

P2 135 RACAR MOTORSPORT				
STOP	IN TIME	STOP TIME	TOTAL TIME	OUT TIME
1 -	09:36:12.379	22.802	22.802	09:36:35.181
2 -	09:38:26.000	19.808	42.610	09:38:45.808
3 -	09:40:32.549	1:50.702	2:33.312	09:42:23.251
4 -	09:54:21.632	3:10.939	5:44.251	09:57:32.571

P3 113 BAPORO MOTORSPORT				
STOP	IN TIME	STOP TIME	TOTAL TIME	OUT TIME
1 -	09:40:22.034	1:30.543	1:30.543	09:41:52.577
2 -	09:54:18.256	7:39.539	9:10.082	10:01:57.795
3 -	10:07:11.867	5:45.312	14:55.394	10:12:57.179

P4 140 VELOSO MOTORSPORT				
STOP	IN TIME	STOP TIME	TOTAL TIME	OUT TIME
1 -	09:41:20.703	2:22.033	2:22.033	09:43:42.736
2 -	10:01:29.091	1:35.019	3:57.052	10:03:04.110
3 -	10:19:02.241			

P5 121 PHILIPPE BONNEL				
STOP	IN TIME	STOP TIME	TOTAL TIME	OUT TIME
1 -	09:49:30.902	2:50.070	2:50.070	09:52:20.972

P6 118 ESCUDERIA FARAON				
STOP	IN TIME	STOP TIME	TOTAL TIME	OUT TIME
1 -	09:46:58.031	3:09.266	3:09.266	09:50:07.297

P8 199 VELOSO MOTORSPORT				
STOP	IN TIME	STOP TIME	TOTAL TIME	OUT TIME
1 -	09:44:18.095	3:10.453	3:10.453	09:47:28.548
2 -	10:03:18.687	2:11.623	5:22.076	10:05:30.310
3 -	10:14:24.384			

P9 100 ESCUDERIA FARAON				
STOP	IN TIME	STOP TIME	TOTAL TIME	OUT TIME
1 -	09:47:00.521	3:45.200	3:45.200	09:50:45.721
2 -	09:59:37.228	2:07.843	5:53.043	10:01:45.071
3 -	10:14:28.131			

P10 114 SKUALO COMPETICIÓN				
STOP	IN TIME	STOP TIME	TOTAL TIME	OUT TIME
1 -	09:44:56.860	16:00.033	16:00.033	10:00:56.893
2 -	10:08:19.612			

P11 124 GT CORSE				
STOP	IN TIME	STOP TIME	TOTAL TIME	OUT TIME
1 -	09:44:22.457	2:51.798	2:51.798	09:47:14.255
2 -	10:00:04.022	4:05.948	6:57.746	10:04:09.970
3 -	10:20:50.449			

P12 181 ESCUDERIA BAIX EMPORDÀ				
STOP	IN TIME	STOP TIME	TOTAL TIME	OUT TIME
1 -	09:44:02.870	1:48.588	1:48.588	09:45:51.458
2 -	10:06:01.443	1:51.219	3:39.807	10:07:52.662
3 -	10:20:29.774			

P13 101 PHILIPPE GRUAU				
STOP	IN TIME	STOP TIME	TOTAL TIME	OUT TIME
1 -	09:40:36.391	2:49.678	2:49.678	09:43:26.069
2 -	10:20:58.881			

P14 701 ESCUDERIA BAIX EMPORDÀ				
STOP	IN TIME	STOP TIME	TOTAL TIME	OUT TIME
1 -	09:52:35.672	1:36.612	1:36.612	09:54:12.284
2 -	10:09:36.359	1:49.411	3:26.023	10:11:25.770

P15 125 MOTOR CLUB SABADELL				
STOP	IN TIME	STOP TIME	TOTAL TIME	OUT TIME
1 -	09:52:04.707	3:25.205	3:25.205	09:55:29.912

P16 133 ESCUDERIA LA CORUÑA				
STOP	IN TIME	STOP TIME	TOTAL TIME	OUT TIME
1 -	09:35:45.380	1:21.003	1:21.003	09:37:06.383
2 -	09:57:20.123	1:49.675	3:10.678	09:59:09.798

P17 126 PCR SPORT CLUB ESPORTIU				
STOP	IN TIME	STOP TIME	TOTAL TIME	OUT TIME
1 -	09:34:09.688	1:17.099	1:17.099	09:35:26.787
2 -	09:47:45.406	3:09.298	4:26.397	09:50:54.704
3 -	10:00:32.359	3:13.506	7:39.903	10:03:45.865
4 -	10:11:23.056	1:30.038	9:09.941	10:12:53.094

P18 36 UCAV RACING				
STOP	IN TIME	STOP TIME	TOTAL TIME	OUT TIME
1 -	09:37:43.053	2:35.727	2:35.727	09:40:18.780
2 -	09:46:21.405	4:46.001	7:21.728	09:51:07.406
3 -	10:00:48.829	3:53.534	11:15.262	10:04:42.363
4 -	10:09:15.597	3:17.314	14:32.576	10:12:32.911

P20 6 RX PRO RACING				
STOP	IN TIME	STOP TIME	TOTAL TIME	OUT TIME
1 -	09:50:45.726	1:01.189	1:01.189	09:51:46.915
2 -	10:07:38.174			

P21 191 VELOSO MOTORSPORT				
STOP	IN TIME	STOP TIME	TOTAL TIME	OUT TIME
1 -	09:43:19.491	3:32.206	3:32.206	09:46:51.697
2 -	09:50:57.713			

P22 66 MOTOR CLUB SABADELL				
STOP	IN TIME	STOP TIME	TOTAL TIME	OUT TIME
1 -	09:56:01.763	4:04.619	4:04.619	10:00:06.382
2 -	10:21:53.203			

GT-CET CAMPEONATO DE ESPAÑA

FP1 - PIT STOP ANALYSIS

P23 15 LURAUTO K.K.

STOP	IN TIME	STOP TIME	TOTAL TIME	OUT TIME
1 -	09:55:51.571	2:56.000	2:56.000	09:58:47.571
2 -	10:19:20.256			

P24 40 MOTOR CLUB SABADELL

STOP	IN TIME	STOP TIME	TOTAL TIME	OUT TIME
1 -	09:38:01.767	1:27.693	1:27.693	09:39:29.460
2 -	09:51:36.547	11:55.779	13:23.472	10:03:32.326
3 -	10:21:38.328			

P25 9 BALBOR MOTORSPORT C.A.

STOP	IN TIME	STOP TIME	TOTAL TIME	OUT TIME
1 -	09:35:58.071	18.967	18.967	09:36:17.038
2 -	09:48:13.041	4:55.705	5:14.672	09:53:08.746
3 -	10:03:06.403	1:58.654	7:13.326	10:05:05.057

P26 45 MOTOR CLUB SABADELL

STOP	IN TIME	STOP TIME	TOTAL TIME	OUT TIME
1 -	09:35:19.440	46.194	46.194	09:36:05.634
2 -	09:50:50.648	7:35.072	8:21.266	09:58:25.720

P27 18 C.D.PLEMAR SPORT

STOP	IN TIME	STOP TIME	TOTAL TIME	OUT TIME
1 -	09:45:03.874	9:55.492	9:55.492	09:54:59.366
2 -	10:03:30.036	2:34.482	12:29.974	10:06:04.518

GT-CET CAMPEONATO DE ESPAÑA

FP1 - STATISTICS

Competitors Started	27
Planned Start	2024-06-08 @ 09:30:00.000
Actual Start	2024-06-08 @ 09:30:26.052
Finish Time	2024-06-08 @ 10:20:26.478
Track Length	3.904km
Total Laps	519
Total Distance Covered	2026.435km

Session Fastest Lap History

NO	CL	NAME	LAP TIME	TIME OF DAY	LAP	VEHICLE
13	Clase 1	BAPORO MOTORSPORT <i>J. RODRIGUEZ</i>	2:01.711	09:34:46.056	1	CUPRA TCR DSG
113	GT Cup	BAPORO MOTORSPORT <i>J. DABAD</i>	1:51.720	09:34:48.785	2	PORSCHE 992 GT3 CUP
100	GT Cup	ESCUADERIA FARAON <i>P. SILVERO</i>	1:50.172	09:36:17.623	2	PORSCHE 992 GT3 CUP
113	GT Cup	BAPORO MOTORSPORT <i>J. DABAD</i>	1:48.149	09:36:36.934	3	PORSCHE 992 GT3 CUP
101	GPX	PHILIPPE GRUAU <i>P. GRUAU</i>	1:46.974	09:36:59.802	3	VORTEX 1.0
113	GT Cup	BAPORO MOTORSPORT <i>J. DABAD</i>	1:44.709	09:38:21.643	4	PORSCHE 992 GT3 CUP
199	GT Cup	VELOSO MOTORSPORT <i>J. BARROS</i>	1:44.196	09:39:09.313	4	PORSCHE 991.2 GT3 CUP
199	GT Cup	VELOSO MOTORSPORT <i>J. BARROS</i>	1:44.114	09:40:53.427	5	PORSCHE 991.2 GT3 CUP
121	GPX	PHILIPPE BONNEL <i>P. BONNEL</i>	1:44.037	09:41:59.076	6	VORTEX 2.0
199	GT Cup	VELOSO MOTORSPORT <i>J. BARROS</i>	1:43.600	09:42:37.027	6	PORSCHE 991.2 GT3 CUP
118	GPX	ESCUADERIA FARAON <i>A. BLANCO</i>	1:43.294	09:45:10.093	6	FERRARI 488 CH EVO
121	GPX	PHILIPPE BONNEL <i>P. BONNEL</i>	1:42.651	09:45:25.936	8	VORTEX 2.0
135	GT Cup	RACAR MOTORSPORT <i>L. MARTINS</i>	1:42.427	09:45:53.222	5	PORSCHE 992 GT3 CUP
122	GT Cup	GT CORSE <i>A. PEREA</i>	1:41.460	09:47:11.751	5	PORSCHE 992 GT3 CUP
135	GT Cup	RACAR MOTORSPORT <i>L. MARTINS</i>	1:41.153	09:52:45.950	9	PORSCHE 992 GT3 CUP
122	GT Cup	GT CORSE <i>A. PEREA</i>	1:39.887	09:52:54.062	8	PORSCHE 992 GT3 CUP

Flag History

TYPE	TIME OF DAY
GREEN	09:30:26.052
FINISH	10:20:26.478

Flag Statistics

TYPE	COUNT	TOTAL LAPS	TOTAL TIME
Green	1	26	52:38.092
Red	0	0	0.000
Safety Car	0	0	0.000
FCY	0	0	0.000

GT-CET CAMPEONATO DE ESPAÑA

FP1 - STATISTICS

CLASS : D1

3 Starters

Fastest Lap History

NO	NAME	LAP TIME	TIME OF DAY	LAP	VEHICLE
36	UCAV RACING <i>C. SINDIN</i>	2:12.797	09:35:44.642	2	SEAT LEON SUPERCOPA MK2
6	RX PRO RACING <i>M. TORTOSA</i>	1:58.662	09:43:14.817	2	PEUGEOT 308 RACING CUP
6	RX PRO RACING <i>M. TORTOSA</i>	1:52.714	09:45:07.530	3	PEUGEOT 308 RACING CUP
6	RX PRO RACING <i>M. TORTOSA</i>	1:52.325	09:48:53.924	5	PEUGEOT 308 RACING CUP
36	UCAV RACING <i>C. SINDIN</i>	1:51.093	09:55:01.614	8	SEAT LEON SUPERCOPA MK2
36	UCAV RACING <i>C. SINDIN</i>	1:50.385	09:56:51.999	9	SEAT LEON SUPERCOPA MK2

GT-CET CAMPEONATO DE ESPAÑA

FP1 - STATISTICS

CLASS : D3

5 Starters

Fastest Lap History

NO	NAME	LAP TIME	TIME OF DAY	LAP	VEHICLE
66	MOTOR CLUB SABADELL <i>L. PUITGMAL</i>	2:11.943	09:35:38.553	2	RENAULT CLIO CUP IV
66	MOTOR CLUB SABADELL <i>L. PUITGMAL</i>	2:08.675	09:37:47.229	3	RENAULT CLIO CUP IV
66	MOTOR CLUB SABADELL <i>L. PUITGMAL</i>	2:03.575	09:39:50.804	4	RENAULT CLIO CUP IV
9	BALBOR MOTORSPORT C.A. <i>J. ALEIXANDRE</i>	1:59.802	09:40:22.686	4	RENAULT CLIO CUP IV
9	BALBOR MOTORSPORT C.A. <i>J. ALEIXANDRE</i>	1:58.652	09:42:21.338	5	RENAULT CLIO CUP IV
9	BALBOR MOTORSPORT C.A. <i>J. ALEIXANDRE</i>	1:58.247	09:44:19.585	6	RENAULT CLIO CUP IV
40	MOTOR CLUB SABADELL <i>J. MAROTO</i>	1:58.218	09:49:44.989	8	RENAULT CLIO CUP IV
66	MOTOR CLUB SABADELL <i>L. PUITGMAL</i>	1:56.976	10:08:10.424	16	RENAULT CLIO CUP IV
66	MOTOR CLUB SABADELL <i>L. PUITGMAL</i>	1:56.523	10:10:06.948	17	RENAULT CLIO CUP IV
66	MOTOR CLUB SABADELL <i>L. PUITGMAL</i>	1:56.414	10:14:00.092	19	RENAULT CLIO CUP IV
66	MOTOR CLUB SABADELL <i>L. PUITGMAL</i>	1:55.967	10:17:52.500	21	RENAULT CLIO CUP IV

GT-CET CAMPEONATO DE ESPAÑA

FP1 - STATISTICS

CLASS : Clase 1

1 Starters

Fastest Lap History

NO	NAME	LAP TIME	TIME OF DAY	LAP	VEHICLE
13	BAPORO MOTORSPORT <i>J. RODRIGUEZ</i>	2:01.711	09:34:46.056	1	CUPRA TCR DSG
13	BAPORO MOTORSPORT <i>J. RODRIGUEZ</i>	1:59.363	09:36:45.419	2	CUPRA TCR DSG
13	BAPORO MOTORSPORT <i>J. RODRIGUEZ</i>	1:55.309	09:54:19.317	5	CUPRA TCR DSG
13	BAPORO MOTORSPORT <i>J. RODRIGUEZ</i>	1:50.896	10:07:48.123	10	CUPRA TCR DSG
13	BAPORO MOTORSPORT <i>J. RODRIGUEZ</i>	1:50.654	10:11:30.399	12	CUPRA TCR DSG

GT-CET CAMPEONATO DE ESPAÑA

FP1 - STATISTICS

CLASS : GT Cup

8 Starters

Fastest Lap History

NO	NAME	LAP TIME	TIME OF DAY	LAP	VEHICLE
113	BAPORO MOTORSPORT <i>J. DABAD</i>	1:51.720	09:34:48.785	2	PORSCHE 992 GT3 CUP
100	ESCUDERIA FARAON <i>P. SILVERO</i>	1:50.172	09:36:17.623	2	PORSCHE 992 GT3 CUP
113	BAPORO MOTORSPORT <i>J. DABAD</i>	1:48.149	09:36:36.934	3	PORSCHE 992 GT3 CUP
199	VELOSO MOTORSPORT <i>J. BARROS</i>	1:48.086	09:37:25.117	3	PORSCHE 991.2 GT3 CUP
113	BAPORO MOTORSPORT <i>J. DABAD</i>	1:44.709	09:38:21.643	4	PORSCHE 992 GT3 CUP
199	VELOSO MOTORSPORT <i>J. BARROS</i>	1:44.196	09:39:09.313	4	PORSCHE 991.2 GT3 CUP
199	VELOSO MOTORSPORT <i>J. BARROS</i>	1:44.114	09:40:53.427	5	PORSCHE 991.2 GT3 CUP
199	VELOSO MOTORSPORT <i>J. BARROS</i>	1:43.600	09:42:37.027	6	PORSCHE 991.2 GT3 CUP
135	RACAR MOTORSPORT <i>L. MARTINS</i>	1:42.427	09:45:53.222	5	PORSCHE 992 GT3 CUP
122	GT CORSE <i>A. PEREA</i>	1:41.460	09:47:11.751	5	PORSCHE 992 GT3 CUP
135	RACAR MOTORSPORT <i>L. MARTINS</i>	1:41.153	09:52:45.950	9	PORSCHE 992 GT3 CUP
122	GT CORSE <i>A. PEREA</i>	1:39.887	09:52:54.062	8	PORSCHE 992 GT3 CUP

GT-CET CAMPEONATO DE ESPAÑA

FP1 - STATISTICS

CLASS : GPX

5 Starters

Fastest Lap History

NO	NAME	LAP TIME	TIME OF DAY	LAP	VEHICLE
121	PHILIPPE BONNEL <i>P. BONNEL</i>	1:52.272	09:34:50.166	2	VORTEX 2.0
121	PHILIPPE BONNEL <i>P. BONNEL</i>	1:48.984	09:36:39.150	3	VORTEX 2.0
101	PHILIPPE GRUAU <i>P. GRUAU</i>	1:46.974	09:36:59.802	3	VORTEX 1.0
118	ESCUDERIA FARAON <i>A. BLANCO</i>	1:46.376	09:39:56.673	3	FERRARI 488 CH EVO
118	ESCUDERIA FARAON <i>A. BLANCO</i>	1:46.022	09:41:42.695	4	FERRARI 488 CH EVO
121	PHILIPPE BONNEL <i>P. BONNEL</i>	1:44.037	09:41:59.076	6	VORTEX 2.0
118	ESCUDERIA FARAON <i>A. BLANCO</i>	1:43.294	09:45:10.093	6	FERRARI 488 CH EVO
121	PHILIPPE BONNEL <i>P. BONNEL</i>	1:42.651	09:45:25.936	8	VORTEX 2.0

GT-CET CAMPEONATO DE ESPAÑA

FP1 - STATISTICS

CLASS : GT4

5 Starters

Fastest Lap History

NO	NAME	LAP TIME	TIME OF DAY	LAP	VEHICLE
124	GT CORSE <i>M. SANCHIS</i>	1:55.005	09:35:19.877	2	BMW M4 GT4
124	GT CORSE <i>M. SANCHIS</i>	1:49.372	09:37:09.251	3	BMW M4 GT4
124	GT CORSE <i>M. SANCHIS</i>	1:47.691	09:38:56.940	4	BMW M4 GT4
124	GT CORSE <i>M. SANCHIS</i>	1:46.926	09:40:43.868	5	BMW M4 GT4
124	GT CORSE <i>M. SANCHIS</i>	1:46.868	09:56:29.653	12	BMW M4 GT4
124	GT CORSE <i>M. SANCHIS</i>	1:46.744	09:58:16.397	13	BMW M4 GT4
124	GT CORSE <i>M. SANCHIS</i>	1:46.726	10:07:58.876	16	BMW M4 GT4
124	GT CORSE <i>M. SANCHIS</i>	1:46.215	10:11:34.534	18	BMW M4 GT4
124	GT CORSE <i>M. SANCHIS</i>	1:46.055	10:17:23.512	21	BMW M4 GT4

GT-CET CAMPEONATO DE ESPAÑA

FP2 - CLASSIFICATION

POS	NO	CL	PIC	TEAM / DRIVERS	CAR	TIME	ON	LAPS	GAP	DIFF	KPH
1	122	GT Cup	1	GT CORSE Alejandro BARAMBIO / Emilio GARCIA	PORSCHE 992 GT3 CUP	1:39.029	18	19			141.94
2	135	GT Cup	2	RACAR MOTORSPORT Leandro MARTINS / Dieter SVEPES	PORSCHE 992 GT3 CUP	1:40.573	19	21	1.544	1.544	139.76
3	113	GT Cup	3	BAPORO MOTORSPORT Joan Vinyes DABAD / Jaume Font CASAS	PORSCHE 992 GT3 CUP	1:40.603	3	22	1.574	0.030	139.71
4	100	GT Cup	4	ESCUDERIA FARAON Pablo V. Bras SILVERO / Fernando Gonzalez GONZALEZ	PORSCHE 992 GT3 CUP	1:41.545	9	19	2.516	0.942	138.42
5	140	GT Cup	5	VELOSO MOTORSPORT Pedro MARREIROS / José MARREIROS	PORSCHE 992 GT3 CUP	1:42.903	9	19	3.874	1.358	136.59
6	121	GPX	1	PHILIPPE BONNEL Philippe BONNEL (JF) / Solenn AMROUCHE	VORTEX 2.0	1:43.247	7	24	4.218	0.344	136.14
7	120	GPX	2	ESCUDERIA LA CORUÑA Jon Aizpurua SAENZ (JF)	KTM GT2	1:43.878	4	5	4.849	0.631	135.31
8	118	GPX	3	ESCUDERIA FARAON Alvaro Fontes BLANCO / Pedro M. Silvero CASTILLA	FERRARI 488 CH EVO	1:44.396	4	20	5.367	0.518	134.64
9	701	GPX	4	ESCUDERIA BAIX EMPORDÀ Marc Gruau BULDÓN / Alexander Gruau BULDÓN	VORTEX 1.0	1:44.553	18	23	5.524	0.157	134.44
10	124	GT4	1	GT CORSE Manuel Bertolin SANCHIS	BMW M4 GT4	1:45.070	9	16	6.041	0.517	133.77
11	101	GPX	5	PHILIPPE GRUAU Philippe GRUAU (JF) / Joanna Gruau BULDÓN	VORTEX 1.0	1:45.181	4	24	6.152	0.111	133.63
12	114	GT Cup	6	SKUALO COMPETICIÓN Hendrik Van ZOEST (JF)	PORSCHE 991-1 GT3 CUP	1:45.255	9	12	6.226	0.074	133.54
13	181	GT4	2	ESCUDERIA BAIX EMPORDÀ Jan Schidlöf MAREK (JF) / Francesc Guílterez AGÜI	MCLAREN ARTURA GT4	1:46.136	3	18	7.107	0.881	132.43
14	125	GT4	3	MOTOR CLUB SABADELL Jordi Fuset SALA / Lorenzo Mendieta SOLA (JF)	PORSCHE 718 GT4 RS Clubsport	1:46.510	13	22	7.481	0.374	131.97
15	112	GT Cup	7	ESCUDERIA FARAON Pedro M. Lourinho BRAS / Miguel Gomez GUILLEN	PORSCHE 992 GT3 CUP	1:46.917	4	21	7.888	0.407	131.46
16	126	GT4	4	PCR SPORT CLUB ESPORTIU Josep Parera MARTINELL / Vicente Dasi Martínez De VALLEJO (JF)	MERCEDES AMG GT4	1:47.513	7	21	8.484	0.596	130.73
17	133	GT4	5	ESCUDERIA LA CORUÑA Ángel Santos AVALLE / Mikkel Kristensen ILLAN	LIGIER JS2R	1:49.269	16	21	10.240	1.756	128.63
18	6	D1	1	RX PRO RACING Manuel CANIZARES (JR) / Marcos MENKES (JR)	PEUGEOT 308 RACING CUP	1:52.128	18	20	13.099	2.859	125.35
19	13	Clase 1	1	BAPORO MOTORSPORT Joan VINYES (JR)	CUPRA TCR DSG	1:52.638	7	20	13.609	0.510	124.79
20	36	D1	2	UCAV RACING Carlos Alvarez SINDIN (JF) / José Santos PÉREZ	SEAT LEON SUPERCOPIA MK2	1:55.311	15	17	16.282	2.673	121.89
21	15	D1	3	LURAUTO K.K. Asier GOROSTOZIA (JF) / Luis CHILLIDA (JF)	BMW M2 CS RACING	1:56.089	4	16	17.060	0.778	121.08
22	66	D3	1	MOTOR CLUB SABADELL Laurent PUITGMAL / Damian Freda GARCIA	RENAULT CLIO CUP IV	1:56.754	8	21	17.725	0.665	120.39
23	9	D3	2	BALBOR MOTORSPORT C.A. Jose ALBORS / German LOPEZ	RENAULT CLIO CUP IV	1:56.858	2	20	17.829	0.104	120.28
24	40	D3	3	MOTOR CLUB SABADELL Jose Palomar MAROTO	RENAULT CLIO CUP IV	1:57.597	8	19	18.568	0.739	119.52
25	18	D3	4	C.D.PLEMAR SPORT Jose LOPEZ (JF) / Alvaro RODRIGUEZ	RENAULT CLIO CUP IV	1:58.336	19	20	19.307	0.739	118.78
26	191	GT Cup	8	VELOSO MOTORSPORT Jean-Roch PIAT (JF)	PORSCHE 991.1 GT3 CUP	1:59.048	2	5	20.019	0.712	118.07
27	45	D3	5	MOTOR CLUB SABADELL Oscar Vergara ULZURRUN / David Garcia OTIN	RENAULT CLIO CUP IV	2:00.893	4	18	21.864	1.845	116.26

Weather / Track : Bright / Dry

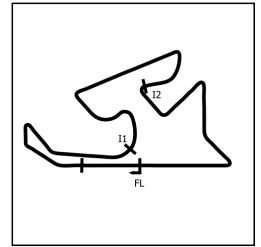
Date: 08/06/2024 Start: 11:10 Finish: 12:00
Circuito de Navarra: 3.904 km

These results are provisional until the conclusion of any judicial and technical matters.

Race Director:	Stewards:	Chief of Timing:	
----------------	-----------	------------------	---

GT-CET CAMPEONATO DE ESPAÑA

FP2 - SECTOR ANALYSIS



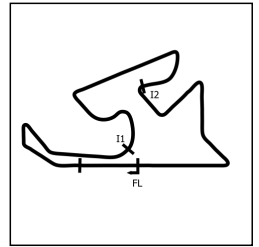
SECTOR 1 = FL to I1, SECTOR 2 = I1 to I2, SECTOR 3 = I2 to I3, SECTOR 4 = I3 to FL, DIFF = Difference To Personal Best Lap, P = Crossed Finish Line in Pit Lane, D = Time Disallowed

P1 122 GT Cup GT CORSE		PORSCHE 992 GT3 CUP						
IDEAL LAP TIME : 1:39.016		BEST LAP TIME : 1:39.029		DIFFERENCE : 0.013				
D1: Alejandro BARAMBIO		D2: Emilio GARCIA						
LAP	SECTOR 1	SECTOR 2	SECTOR 3	SPEED TRAP	LAP TIME	KPH	DIFF	TIME OF DAY
1 - D1	OUTLAP	49.382	47.540	122.2	2:22.781	98.44	43.752	11:13:30.110
2 - D1	32.593	41.209	41.629	167.7	1:55.431	121.77	16.402	11:15:25.541
3 - D1	28.772	37.573	39.536	228.9	1:45.881	132.75	6.852	11:17:11.422
4 - D1	32.258	40.301	41.343	193.1	1:53.902	123.40	14.873	11:19:05.324
5 - D1	27.899	37.145	38.857	232.9	1:43.901	135.28	4.872	11:20:49.225
6 - D1	30.169	41.401	IN PIT	211.7	4:12.662	P 55.63	2:33.633	11:25:01.887
7 - D1	OUTLAP	40.559	41.277	70.5	2:06.250	111.33	27.221	11:27:08.137
8 - D1	29.107	48.911	IN PIT	221.2	8:02.882	P 29.10	6:23.853	11:35:11.019
9 - D1	OUTLAP	40.625	40.147	155.2	1:55.846	121.33	16.817	11:37:06.865
10 - D1	27.566	36.789	38.467	230.2	1:42.822	136.70	3.793	11:38:49.687
11 - D1	27.145	36.368	38.244	231.5	1:41.757	138.13	2.728	11:40:31.444
12 - D1	26.853	35.534	37.671	232.9	1:40.058	(2) 140.48	1.029	11:42:11.502
13 - D1	26.694	35.654	38.060	234.3	1:40.408	139.99	1.379	11:43:51.910
14 - D1	27.608	37.779	IN PIT	232.9	4:10.961	P 56.00	2:31.932	11:48:02.871
15 - D1	OUTLAP	36.801	38.135	176.0	1:47.017	131.34	7.988	11:49:49.888
16 - D1	27.417	35.456	38.457	235.7	1:41.330	138.71	2.301	11:51:31.218
17 - D1	26.673	35.688	37.856	232.9	1:40.217	(3) 140.25	1.188	11:53:11.435
18 - D1	26.387	35.026	37.616	234.3	1:39.029	(1) 141.94		11:54:50.464
19 - D1	27.723	49.890	52.778	234.3	2:10.391	107.80	31.362	11:57:00.855

P2 135 GT Cup RACAR MOTORSPORT		PORSCHE 992 GT3 CUP						
IDEAL LAP TIME : 1:40.490		BEST LAP TIME : 1:40.573		DIFFERENCE : 0.083				
D1: Leandro MARTINS		D2: Dieter SVEPES						
LAP	SECTOR 1	SECTOR 2	SECTOR 3	SPEED TRAP	LAP TIME	KPH	DIFF	TIME OF DAY
1 - D1	OUTLAP	42.384	44.648	148.3	2:04.964	112.48	24.391	11:15:28.047
2 - D1	29.907	38.241	43.243	200.0	1:51.391	126.18	10.818	11:17:19.438
3 - D1	30.823	40.324	40.421	231.5	1:51.568	125.98	10.995	11:19:11.006
4 - D1	27.835	38.164	39.355	232.9	1:45.354	133.41	4.781	11:20:56.360
5 - D1	27.839	36.624	38.696	231.5	1:43.159	136.25	2.586	11:22:39.519
6 - D1	27.404	36.791	38.569	232.9	1:42.764	136.78	2.191	11:24:22.283
7 - D1	27.818	36.166	38.530	234.3	1:42.514	137.11	1.941	11:26:04.797
8 - D1	28.542	36.409	40.032	234.3	1:44.983	133.89	4.410	11:27:49.780
9 - D1	40.380	50.155	IN PIT	121.8	7:29.506	P 31.27	5:48.933	11:35:19.286
10 - D1	OUTLAP	41.677	41.774	126.1	2:02.094	115.12	21.521	11:37:21.380
11 - D1	32.072	38.589	38.879	188.5	1:49.540	128.32	8.967	11:39:10.920
12 - D1	27.713	36.571	39.317	232.9	1:43.601	135.67	3.028	11:40:54.521
13 - D1	27.631	36.075	38.572	232.9	1:42.278	137.43	1.705	11:42:36.799
14 - D1	27.406	36.251	38.341	232.9	1:41.998	137.80	1.425	11:44:18.797
15 - D1	27.635	36.645	IN PIT	232.9	3:30.520	P 66.76	1:49.947	11:47:49.317
16 - D1	OUTLAP	36.598	38.240	180.0	1:45.734	132.93	5.161	11:49:35.051
17 - D1	27.121	36.068	38.157	235.7	1:41.346	(3) 138.69	0.773	11:51:16.397
18 - D1	27.269	36.022	41.373	221.2	1:44.664	134.29	4.091	11:53:01.061
19 - D1	26.740	35.723	38.110	234.3	1:40.573	(1) 139.76		11:54:41.634
20 - D1	27.050	48.980	38.041	232.9	1:54.071	123.22	13.498	11:56:35.705
21 - D1	26.755	35.899	38.027	232.9	1:40.681	(2) 139.61	0.108	11:58:16.386

GT-CET CAMPEONATO DE ESPAÑA

FP2 - SECTOR ANALYSIS



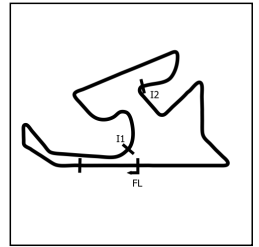
SECTOR 1 = FL to I1, SECTOR 2 = I1 to I2 SECTOR 3 = I2 to I3, SECTOR 4 = I3 to FL, DIFF = Difference To Personal Best Lap, P = Crossed Finish Line in Pit Lane, D = Time Disallowed

P3 113 GT Cup BAPORO MOTORSPORT		PORSCHE 992 GT3 CUP						
IDEAL LAP TIME : 1:40.467		BEST LAP TIME : 1:40.603		DIFFERENCE : 0.136				
D1: Joan Vinyes DABAD		D2: Jaume Font CASAS						
LAP	SECTOR 1	SECTOR 2	SECTOR 3	SPEED TRAP	LAP TIME	KPH	DIFF	TIME OF DAY
1 - D1	OUTLAP	44.188	41.416	96.5	2:11.292	107.06	30.689	11:12:32.465
2 - D1	29.093	39.204	39.754	228.9	1:48.051	130.08	7.448	11:14:20.516
3 - D1	26.888	35.678	38.037	232.9	1:40.603 (1)	139.71		11:16:01.119
4 - D1	26.814	35.727	38.290	232.9	1:40.831 (2)	139.40	0.228	11:17:41.950
5 - D1	26.993	37.473	39.699	232.9	1:44.165	134.94	3.562	11:19:26.115
6 - D1	27.281	36.509	38.680	235.7	1:42.470	137.17	1.867	11:21:08.585
7 - D1	26.886	37.711	39.163	235.7	1:43.760	135.46	3.157	11:22:52.345
8 - D1	26.752	36.008	38.074	231.5	1:40.834 (3)	139.39	0.231	11:24:33.179
9 - D1	29.637	41.934	IN PIT	180.8	11:59.155	P 19.54	10:18.552	11:36:32.334
10 - D1	OUTLAP	41.259	43.209	170.6	2:02.083	115.13	21.480	11:38:34.417
11 - D1	27.150	36.070	38.287	232.9	1:41.507	138.47	0.904	11:40:15.924
12 - D1	27.006	35.847	38.052	231.5	1:40.905	139.30	0.302	11:41:56.829
13 - D1	26.875	36.229	38.521	234.3	1:41.625	138.31	1.022	11:43:38.454
14 - D1	26.909	36.345	39.745	232.9	1:42.999	136.46	2.396	11:45:21.453
15 - D1	27.706	36.425	38.895	235.7	1:43.026	136.43	2.423	11:47:04.479
16 - D1	26.813	35.841	38.933	234.3	1:41.587	138.36	0.984	11:48:46.066
17 - D1	33.722	42.660	IN PIT	142.4	4:05.529	P 57.24	2:24.926	11:52:51.595
18 - D1	OUTLAP	36.719	39.551	177.5	1:47.768	130.43	7.165	11:54:39.363
19 - D1	26.929	35.866	38.181	232.9	1:40.976	139.20	0.373	11:56:20.339
20 - D1	27.042	36.942	38.928	232.9	1:42.912	136.58	2.309	11:58:03.251
21 - D1	27.363	36.217	38.514	225.0	1:42.094	137.67	1.491	11:59:45.345
22 - D1	27.119	36.179	38.556	234.3	1:41.854	138.00	1.251	12:01:27.199

P4 100 GT Cup ESCUDERIA FARAON		PORSCHE 992 GT3 CUP						
IDEAL LAP TIME : 1:41.107		BEST LAP TIME : 1:41.545		DIFFERENCE : 0.438				
D1: Pablo V. Bras SILVERO		D2: Fernando Gonzalez GONZ/						
LAP	SECTOR 1	SECTOR 2	SECTOR 3	SPEED TRAP	LAP TIME	KPH	DIFF	TIME OF DAY
1 - D1	OUTLAP	42.289	40.643	116.8	2:04.659	112.75	23.114	11:18:45.542
2 - D1	29.032	37.016	38.620	220.0	1:44.668	134.29	3.123	11:20:30.210
3 - D1	28.424	36.248	39.092	230.2	1:43.764	135.46	2.219	11:22:13.974
4 - D1	27.642	36.345	38.704	231.5	1:42.691	136.87	1.146	11:23:56.665
5 - D1	28.665	37.217	38.808	203.0	1:44.690	134.26	3.145	11:25:41.355
6 - D1	29.559	36.447	IN PIT	232.9	10:15.155	P 22.84	8:33.610	11:35:56.510
7 - D1	OUTLAP	45.559	45.463	120.7	2:11.799	106.64	30.254	11:38:08.309
8 - D1	27.669	35.983	38.314	231.5	1:41.966 (3)	137.85	0.421	11:39:50.275
9 - D1	27.231	35.946	38.368	231.5	1:41.545 (1)	138.42		11:41:31.820
10 - D1	31.621	50.994	42.697	232.9	2:05.312	112.16	23.767	11:43:37.132
11 - D1	27.090	35.779	40.922	232.9	1:43.791	135.42	2.246	11:45:20.923
12 - D1	27.700	37.721	38.731	234.3	1:44.152	134.95	2.607	11:47:05.075
13 - D1	27.014	35.981	38.574	232.9	1:41.569 (2)	138.39	0.024	11:48:46.644
14 - D1	27.365	38.104	IN PIT	232.9	3:28.409	P 67.44	1:46.864	11:52:15.053
15 - D1	OUTLAP	41.412	56.109	68.6	2:16.286	103.13	34.741	11:54:31.339
16 - D1	27.755	36.244	38.682	232.9	1:42.681	136.89	1.136	11:56:14.020
17 - D1	28.809	36.617	38.594	232.9	1:44.020	135.12	2.475	11:57:58.040
18 - D1	27.588	36.054	38.467	231.5	1:42.109	137.65	0.564	11:59:40.149
19 - D1	27.711	37.171	39.744	232.9	1:44.626	134.34	3.081	12:01:24.775

GT-CET CAMPEONATO DE ESPAÑA

FP2 - SECTOR ANALYSIS



SECTOR 1 = FL to I1, SECTOR 2 = I1 to I2 SECTOR 3 = I2 to I3, SECTOR 4 = I3 to FL, DIFF = Difference To Personal Best Lap, P = Crossed Finish Line in Pit Lane, D = Time Disallowed

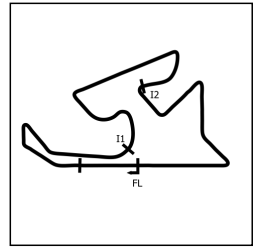
P5 140 GT Cup VELOSO MOTORSPORT				PORSCHE 992 GT3 CUP				
IDEAL LAP TIME : 1:42.493		BEST LAP TIME : 1:42.903		DIFFERENCE : 0.410				
D1: Pedro MARREIROS		D2: José MARREIROS						
LAP	SECTOR 1	SECTOR 2	SECTOR 3	SPEED TRAP	LAP TIME	KPH	DIFF	TIME OF DAY
1 - D1	OUTLAP	52.289	51.563	73.1	2:30.201	93.58	47.298	11:19:21.253
2 - D1	39.281	41.800	41.881	84.4	2:02.962	114.31	20.059	11:21:24.215
3 - D1	28.712	38.022	IN PIT	225.0	2:27.354	P 95.39	44.451	11:23:51.569
4 - D1	OUTLAP	37.242	38.897	176.7	1:48.109	130.01	5.206	11:25:39.678
5 - D1	29.628	36.131	38.995	186.7	1:44.754	134.18	1.851	11:27:24.432
6 - D1	30.222	52.280	IN PIT	228.9	8:08.033	P 28.80	6:25.130	11:35:32.465
7 - D1	OUTLAP	37.400	42.722	151.1	1:56.292	120.86	13.389	11:37:28.757
8 - D1	28.274	38.668	39.544	226.2	1:46.486	132.00	3.583	11:39:15.243
9 - D1	27.565	36.057	39.281	230.2	1:42.903	(1) 136.59		11:40:58.146
10 - D1	29.786	36.517	IN PIT	185.9	3:07.703	P 74.88	1:24.800	11:44:05.849
11 - D1	OUTLAP	37.871	40.535	161.6	1:52.883	124.52	9.980	11:45:58.732
12 - D1	28.143	36.870	39.523	228.9	1:44.536	134.46	1.633	11:47:43.268
13 - D1	28.057	36.854	39.755	230.2	1:44.666	134.29	1.763	11:49:27.934
14 - D1	29.445	36.683	39.161	227.5	1:45.289	133.50	2.386	11:51:13.223
15 - D1	28.371	36.489	38.990	222.4	1:43.850	(3) 135.35	0.947	11:52:57.073
16 - D1	27.629	36.837	39.492	231.5	1:43.958	135.21	1.055	11:54:41.031
17 - D1	29.643	37.946	39.306	232.9	1:46.895	131.49	3.992	11:56:27.926
18 - D1	27.721	36.616	38.871	231.5	1:43.208	(2) 136.19	0.305	11:58:11.134
19 - D1	27.842	38.483	39.308	230.2	1:45.633	133.06	2.730	11:59:56.767

P6 121 GPX PHILIPPE BONNEL				VORTEX 2.0				
IDEAL LAP TIME : 1:42.888		BEST LAP TIME : 1:43.247		DIFFERENCE : 0.359				
D1: Philippe BONNEL		D2: Solenn AMROUCHE						
LAP	SECTOR 1	SECTOR 2	SECTOR 3	SPEED TRAP	LAP TIME	KPH	DIFF	TIME OF DAY
1 - D1	OUTLAP	41.773	42.508	132.4	2:04.482	112.91	21.235	11:13:07.463
2 - D1	30.988	39.373	40.033	195.0	1:50.394	127.32	7.147	11:14:57.857
3 - D1	28.601	37.631	39.645	226.2	1:45.877	132.75	2.630	11:16:43.734
4 - D1	29.414	36.887	40.475	228.9	1:46.776	131.64	3.529	11:18:30.510
5 - D1	27.766	37.255	38.872	231.5	1:43.893	135.29	0.646	11:20:14.403
6 - D1	27.761	36.868	39.133	230.2	1:43.762	(3) 135.46	0.515	11:21:58.165
7 - D1	27.869	36.735	38.643	231.5	1:43.247	(1) 136.14		11:23:41.412
8 - D1	27.874	48.796	39.465	232.9	1:56.135	121.03	12.888	11:25:37.547
9 - D1	27.812	36.606	38.969	228.9	1:43.387	(2) 135.95	0.140	11:27:20.934
10 - D1	32.277	50.896	IN PIT	234.3	8:20.216	P 28.10	6:36.969	11:35:41.150
11 - D1	OUTLAP	38.840	40.279	146.6	1:56.871	120.27	13.624	11:37:38.021
12 - D1	29.079	38.440	39.954	234.3	1:47.473	130.78	4.226	11:39:25.494
13 - D1	29.608	38.063	39.520	226.2	1:47.191	131.13	3.944	11:41:12.685
14 - D1	29.551	37.894	39.205	206.2	1:46.650	131.79	3.403	11:42:59.335
15 - D1	27.639	38.443	39.412	231.5	1:45.494	133.24	2.247	11:44:44.829
16 - D1	28.971	57.912	39.465	228.9	2:06.348	111.24	23.101	11:46:51.177
17 - D1	29.445	37.904	39.527	210.6	1:46.876	131.51	3.629	11:48:38.053
18 - D1	28.172	37.464	38.926	231.5	1:44.562	134.42	1.315	11:50:22.615
19 - D1	27.945	37.274	39.193	231.5	1:44.412	134.62	1.165	11:52:07.027
20 - D1	28.204	37.240	39.363	232.9	1:44.807	134.11	1.560	11:53:51.834
21 - D1	27.773	37.675	40.011	234.3	1:45.459	133.28	2.212	11:55:37.293
22 - D1	28.446	37.832	40.464	234.3	1:46.742	131.68	3.495	11:57:24.035
23 - D1	29.816	37.644	40.212	209.5	1:47.672	130.54	4.425	11:59:11.707
24 - D1	28.043	38.351	39.873	230.2	1:46.267	132.27	3.020	12:00:57.974

P7 120 GPX ESCUDERIA LA CORUÑA				KTM GT2				
IDEAL LAP TIME : 1:43.878		BEST LAP TIME : 1:43.878		DIFFERENCE : 0.000				
D1: Jon Aizpurua SAENZ								
LAP	SECTOR 1	SECTOR 2	SECTOR 3	SPEED TRAP	LAP TIME	KPH	DIFF	TIME OF DAY
1 - D1	OUTLAP	41.500	41.103	154.6	2:02.753	114.50	18.875	11:19:18.023
2 - D1	28.657	37.712	41.054	226.2	1:47.423	(3) 130.84	3.545	11:21:05.446
3 - D1	28.866	38.398	40.522	227.5	1:47.786	130.40	3.908	11:22:53.232
4 - D1	28.012	36.523	39.343	227.5	1:43.878	(1) 135.31		11:24:37.110
5 - D1	28.643	37.657	39.705	227.5	1:46.005	(2) 132.59	2.127	11:26:23.115

GT-CET CAMPEONATO DE ESPAÑA

FP2 - SECTOR ANALYSIS



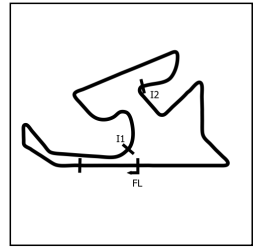
SECTOR 1 = FL to I1, SECTOR 2 = I1 to I2 SECTOR 3 = I2 to I3, SECTOR 4 = I3 to FL, DIFF = Difference To Personal Best Lap, P = Crossed Finish Line in Pit Lane, D = Time Disallowed

P8 118 GPX		ESCUDERIA FARAON		FERRARI 488 CH EVO				
IDEAL LAP TIME : 1:43.720		BEST LAP TIME : 1:44.396		DIFFERENCE : 0.676				
D1: Alvaro Fontes BLANCO		D2: Pedro M. Silvero CASTILL/						
LAP	SECTOR 1	SECTOR 2	SECTOR 3	SPEED TRAP	LAP TIME	KPH	DIFF	TIME OF DAY
1 - D1	OUTLAP	38.851	40.335	139.4	1:55.176	122.04	10.780	11:15:31.696
2 - D1	28.622	37.695	39.907	235.7	1:46.224	132.32	1.828	11:17:17.920
3 - D1	27.999	38.584	39.400	230.2	1:45.983	132.62	1.587	11:19:03.903
4 - D1	28.374	36.923	39.099	238.5	1:44.396 (1)	134.64		11:20:48.299
5 - D1	27.698	37.764	39.319	238.5	1:44.781 (3)	134.14	0.385	11:22:33.080
6 - D1	27.891	37.718	39.133	240.0	1:44.742 (2)	134.19	0.346	11:24:17.822
7 - D1	33.792	45.664	IN PIT	240.0	10:40.159 P	21.95	8:55.763	11:34:57.981
8 - D1	OUTLAP	47.947	45.702	107.3	2:19.046	101.09	34.650	11:37:17.027
9 - D1	34.221	43.599	43.318	174.4	2:01.138	116.03	16.742	11:39:18.165
10 - D1	31.271	41.261	41.688	207.3	1:54.220	123.06	9.824	11:41:12.385
11 - D1	31.925	40.594	41.264	203.0	1:53.783	123.53	9.387	11:43:06.168
12 - D1	30.842	40.207	40.368	207.3	1:51.417	126.15	7.021	11:44:57.585
13 - D1	30.477	40.772	41.803	209.5	1:53.052	124.33	8.656	11:46:50.637
14 - D1	31.276	39.319	42.854	209.5	1:53.449	123.89	9.053	11:48:44.086
15 - D1	30.660	39.471	40.691	209.5	1:50.822	126.83	6.426	11:50:34.908
16 - D1	30.521	40.109	40.814	203.0	1:51.444	126.12	7.048	11:52:26.352
17 - D1	31.326	39.752	41.243	180.0	1:52.321	125.14	7.925	11:54:18.673
18 - D1	31.778	39.886	41.031	195.0	1:52.695	124.72	8.299	11:56:11.368
19 - D1	31.908	39.717	41.188	180.0	1:52.813	124.59	8.417	11:58:04.181
20 - D1	30.818	40.177	40.670	210.6	1:51.665	125.87	7.269	11:59:55.846

P9 701 GPX		ESCUDERIA BAIX EMPORDÀ		VORTEX 1.0				
IDEAL LAP TIME : 1:44.442		BEST LAP TIME : 1:44.553		DIFFERENCE : 0.111				
D1: Marc Gruau BULDÓN		D2: Alexander Gruau BULDÓN						
LAP	SECTOR 1	SECTOR 2	SECTOR 3	SPEED TRAP	LAP TIME	KPH	DIFF	TIME OF DAY
1 - D1	OUTLAP	43.981	41.848	135.1	2:08.364	109.50	23.811	11:12:59.592
2 - D1	30.094	39.632	40.737	215.2	1:50.463	127.24	5.910	11:14:50.055
3 - D1	30.516	39.735	42.323	209.5	1:52.574	124.86	8.021	11:16:42.629
4 - D1	31.198	39.046	40.513	220.0	1:50.757	126.91	6.204	11:18:33.386
5 - D1	28.900	39.907	42.646	221.2	1:51.453	126.11	6.900	11:20:24.839
6 - D1	29.513	38.979	39.790	214.0	1:48.282	129.81	3.729	11:22:13.121
7 - D1	29.581	38.139	39.572	220.0	1:47.292	131.00	2.739	11:24:00.413
8 - D1	28.682	38.105	39.517	223.7	1:46.304	132.22	1.751	11:25:46.717
9 - D1	28.696	39.267	39.953	223.7	1:47.916	130.25	3.363	11:27:34.633
10 - D1	42.140	56.723	IN PIT	162.9	8:17.134 P	28.27	6:32.581	11:35:51.767
11 - D1	OUTLAP	39.988	40.445	134.2	1:58.103	119.01	13.550	11:37:49.870
12 - D1	29.156	39.499	40.544	218.7	1:49.199	128.72	4.646	11:39:39.069
13 - D1	29.163	38.559	40.504	212.9	1:48.226	129.87	3.673	11:41:27.295
14 - D1	29.540	39.313	40.511	198.0	1:49.364	128.52	4.811	11:43:16.659
15 - D1	28.342	38.290	39.355	222.4	1:45.987	132.62	1.434	11:45:02.646
16 - D1	28.121	38.291	39.813	222.4	1:46.225	132.32	1.672	11:46:48.871
17 - D1	28.400	37.374	39.089	222.4	1:44.863 (2)	134.04	0.310	11:48:33.734
18 - D1	28.070	37.321	39.162	221.2	1:44.553 (1)	134.44		11:50:18.287
19 - D1	28.883	37.283	39.983	222.4	1:46.149	132.41	1.596	11:52:04.436
20 - D1	32.494	41.843	41.170	222.4	1:55.507	121.69	10.954	11:53:59.943
21 - D1	28.232	37.629	39.345	223.7	1:45.206 (3)	133.60	0.653	11:55:45.149
22 - D1	28.658	37.618	39.198	215.2	1:45.474	133.26	0.921	11:57:30.623
23 - D1	29.473	48.563	43.366	222.4	2:01.402	115.78	16.849	11:59:32.025

GT-CET CAMPEONATO DE ESPAÑA

FP2 - SECTOR ANALYSIS



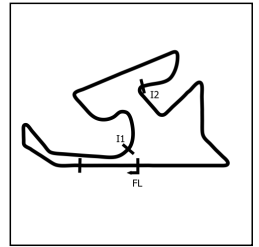
SECTOR 1 = FL to I1, SECTOR 2 = I1 to I2 SECTOR 3 = I2 to I3, SECTOR 4 = I3 to FL, DIFF = Difference To Personal Best Lap, P = Crossed Finish Line in Pit Lane, D = Time Disallowed

P10 124 GT4		GT CORSE		BMW M4 GT4					
IDEAL LAP TIME : 1:44.930		BEST LAP TIME : 1:45.070		DIFFERENCE : 0.140					
D1: Manuel Bertolín SANCHIS									
LAP	SECTOR 1	SECTOR 2	SECTOR 3	SPEED TRAP	LAP TIME	KPH	DIFF	TIME OF DAY	
1 - D1	OUTLAP	44.155	44.130	132.0	2:10.370	107.81	25.300	11:14:20.474	
2 - D1	29.575	38.369	42.055	204.1	1:49.999	127.78	4.929	11:16:10.473	
3 - D1	28.971	38.092	40.630	212.9	1:47.693	130.52	2.623	11:17:58.166	
4 - D1	28.723	37.314	39.952	216.3	1:45.989	132.61	0.919	11:19:44.155	
5 - D1	32.839	43.509	IN PIT	215.2	5:58.613	P 39.19	4:13.543	11:25:42.768	
6 - D1	OUTLAP	53.671	IN PIT	122.9	9:48.536	P 23.88	8:03.466	11:35:31.304	
7 - D1	OUTLAP	1:04.159	47.846	135.1	2:42.653	86.41	57.583	11:38:13.957	
8 - D1	28.571	37.457	39.829	211.7	1:45.857	132.78	0.787	11:39:59.814	
9 - D1	28.291	37.097	39.682	215.2	1:45.070 (1)	133.77		11:41:44.884	
10 - D1	36.169	53.295	44.560	215.2	2:14.024	104.87	28.954	11:43:58.908	
11 - D1	28.645	37.324	IN PIT	212.9	7:05.772	P 33.01	5:20.702	11:51:04.680	
12 - D1	OUTLAP	44.636	40.969	80.8	2:13.509	105.28	28.439	11:53:18.189	
13 - D1	28.697	37.354	40.012	212.9	1:46.063	132.52	0.993	11:55:04.252	
14 - D1	28.264	37.177	40.181	215.2	1:45.622 (3)	133.08	0.552	11:56:49.874	
15 - D1	28.429	37.266	40.011	215.2	1:45.706	132.97	0.636	11:58:35.580	
16 - D1	28.321	36.984	40.060	216.3	1:45.365 (2)	133.40	0.295	12:00:20.945	

P11 101 GPX		PHILIPPE GRUAU		VORTEX 1.0					
IDEAL LAP TIME : 1:45.144		BEST LAP TIME : 1:45.181		DIFFERENCE : 0.037					
D1: Philippe GRUAU		D2: Joanna Gruau BULDÓN							
LAP	SECTOR 1	SECTOR 2	SECTOR 3	SPEED TRAP	LAP TIME	KPH	DIFF	TIME OF DAY	
1 - D1	OUTLAP	40.771	41.344	116.4	2:00.341	116.80	15.160	11:12:43.445	
2 - D1	28.403	38.071	39.701	222.4	1:46.175 (2)	132.38	0.994	11:14:29.620	
3 - D1	29.012	37.611	39.846	223.7	1:46.469	132.02	1.288	11:16:16.089	
4 - D1	28.220	37.268	39.693	223.7	1:45.181 (1)	133.63		11:18:01.270	
5 - D1	28.183	38.225	39.872	223.7	1:46.280	132.25	1.099	11:19:47.550	
6 - D1	28.786	37.961	40.395	225.0	1:47.142	131.19	1.961	11:21:34.692	
7 - D1	28.664	38.005	40.197	223.7	1:46.866	131.53	1.685	11:23:21.558	
8 - D1	29.032	38.702	40.383	226.2	1:48.117	130.00	2.936	11:25:09.675	
9 - D1	28.408	37.683	40.084	222.4	1:46.175 (2)	132.38	0.994	11:26:55.850	
10 - D1	29.768	45.408	IN PIT	211.7	8:25.182	P 27.82	6:40.001	11:35:21.032	
11 - D1	OUTLAP	41.507	43.823	128.5	2:07.765	110.01	22.584	11:37:28.797	
12 - D1	30.898	40.766	42.937	191.3	1:54.601	122.65	9.420	11:39:23.398	
13 - D1	31.401	40.555	40.561	183.3	1:52.517	124.92	7.336	11:41:15.915	
14 - D1	30.267	39.750	41.858	202.0	1:51.875	125.64	6.694	11:43:07.790	
15 - D1	30.237	46.327	41.242	207.3	1:57.806	119.31	12.625	11:45:05.596	
16 - D1	29.937	38.725	41.088	211.7	1:49.750	128.07	4.569	11:46:55.346	
17 - D1	29.153	38.255	40.535	223.7	1:47.943	130.21	2.762	11:48:43.289	
18 - D1	29.006	38.474	40.317	225.0	1:47.797	130.39	2.616	11:50:31.086	
19 - D1	29.975	38.267	40.501	208.4	1:48.743	129.26	3.562	11:52:19.829	
20 - D1	29.280	37.946	40.582	202.0	1:47.808	130.38	2.627	11:54:07.637	
21 - D1	29.159	38.041	40.670	206.2	1:47.870	130.30	2.689	11:55:55.507	
22 - D1	29.653	38.423	40.869	214.0	1:48.945	129.02	3.764	11:57:44.452	
23 - D1	30.004	39.007	41.834	212.9	1:50.845	126.80	5.664	11:59:35.297	
24 - D1	28.715	40.362	43.888	222.4	1:52.965	124.42	7.784	12:01:28.262	

GT-CET CAMPEONATO DE ESPAÑA

FP2 - SECTOR ANALYSIS



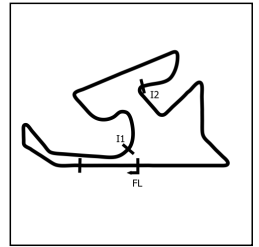
SECTOR 1 = FL to I1, SECTOR 2 = I1 to I2 SECTOR 3 = I2 to I3, SECTOR 4 = I3 to FL, DIFF = Difference To Personal Best Lap, P = Crossed Finish Line in Pit Lane, D = Time Disallowed

P12 114 GT Cup SKUALO COMPETICION				PORSCHE 991-1 GT3 CUP				
IDEAL LAP TIME : 1:45.002		BEST LAP TIME : 1:45.255		DIFFERENCE : 0.253				
D1: Hendrik Van ZOEST								
LAP	SECTOR 1	SECTOR 2	SECTOR 3	SPEED TRAP	LAP TIME	KPH	DIFF	TIME OF DAY
1 - D1	OUTLAP	45.578	41.039	78.2	2:12.763	105.87	27.508	11:23:56.025
2 - D1	28.986	38.427	40.119	222.4	1:47.532	130.71	2.277	11:25:43.557
3 - D1	29.063	37.350	39.769	226.2	1:46.182	(3) 132.37	0.927	11:27:29.739
4 - D1	31.830	50.598	IN PIT	227.5	7:54.845	P 29.60	6:09.590	11:35:24.584
5 - D1	OUTLAP	38.935	41.821	131.1	1:57.709	119.41	12.454	11:37:22.293
6 - D1	31.706	38.798	39.845	214.0	1:50.349	127.37	5.094	11:39:12.642
7 - D1	28.398	36.994	39.908	228.9	1:45.300	(2) 133.48	0.045	11:40:57.942
8 - D1	29.205	40.672	39.891	228.9	1:49.768	128.05	4.513	11:42:47.710
9 - D1	28.239	37.068	39.948	227.5	1:45.255	(1) 133.54		11:44:32.965
10 - D1	28.601	38.732	IN PIT	226.2	7:23.386	P 31.70	5:38.131	11:51:56.351
11 - D1	OUTLAP	38.246	40.174	154.0	1:53.293	124.06	8.038	11:53:49.644
12 - D1	28.544	37.324	40.493	230.2	1:46.361	132.15	1.106	11:55:36.005

P13 181 GT4 ESCUDERIA BAIX EMPORDÀ				MCLAREN ARTURA GT4				
IDEAL LAP TIME : 1:45.980		BEST LAP TIME : 1:46.136		DIFFERENCE : 0.156				
D1: Jan Schidlof MAREK D2: Francesc Guitierrez AGÜI								
LAP	SECTOR 1	SECTOR 2	SECTOR 3	SPEED TRAP	LAP TIME	KPH	DIFF	TIME OF DAY
1 - D1	OUTLAP	42.211	42.575	96.5	2:04.552	112.85	18.416	11:16:29.872
2 - D1	28.884	38.744	40.549	214.0	1:48.177	129.93	2.041	11:18:18.049
3 - D1	28.688	37.431	40.017	209.5	1:46.136	(1) 132.43		11:20:04.185
4 - D1	28.678	37.285	40.400	210.6	1:46.363	(2) 132.15	0.227	11:21:50.548
5 - D1	31.505	42.686	IN PIT	191.3	5:34.996	P 41.95	3:48.860	11:27:25.544
6 - D1	OUTLAP	57.742	IN PIT	75.4	7:39.811	P 30.56	5:53.675	11:35:05.355
7 - D1	OUTLAP	47.729	45.909	135.6	2:12.981	105.70	26.845	11:37:18.336
8 - D1	32.540	39.303	40.864	198.9	1:52.707	124.71	6.571	11:39:11.043
9 - D1	29.580	39.566	41.537	207.3	1:50.683	126.99	4.547	11:41:01.726
10 - D1	30.929	38.241	40.338	208.4	1:49.508	128.35	3.372	11:42:51.234
11 - D1	28.932	38.725	40.204	211.7	1:47.861	130.31	1.725	11:44:39.095
12 - D1	28.929	38.041	40.592	215.2	1:47.562	(3) 130.67	1.426	11:46:26.657
13 - D1	29.008	38.152	41.572	212.9	1:48.732	129.27	2.596	11:48:15.389
14 - D1	29.564	38.844	41.345	211.7	1:49.753	128.07	3.617	11:50:05.142
15 - D1	29.375	39.068	40.876	214.0	1:49.319	128.57	3.183	11:51:54.461
16 - D1	29.441	38.664	40.958	209.5	1:49.063	128.88	2.927	11:53:43.524
17 - D1	29.960	38.416	41.221	214.0	1:49.597	128.25	3.461	11:55:33.121
18 - D1	28.963	38.291	41.611	214.0	1:48.865	129.11	2.729	11:57:21.986

GT-CET CAMPEONATO DE ESPAÑA

FP2 - SECTOR ANALYSIS



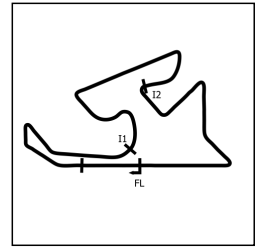
SECTOR 1 = FL to I1, SECTOR 2 = I1 to I2 SECTOR 3 = I2 to I3, SECTOR 4 = I3 to FL, DIFF = Difference To Personal Best Lap, P = Crossed Finish Line in Pit Lane, D = Time Disallowed

P14 125 GT4		MOTOR CLUB SABADELL			PORSCHE 718 GT4 RS Clubsport				
IDEAL LAP TIME : 1:46.510		BEST LAP TIME : 1:46.510			DIFFERENCE : 0.000				
D1: Jordi Fuset SALA		D2: Lorenzo Mendieta SOLA							
LAP	SECTOR 1	SECTOR 2	SECTOR 3	SPEED TRAP	LAP TIME	KPH	DIFF	TIME OF DAY	
1 - D1	OUTLAP	50.132	47.723	105.6	2:23.479	97.96	36.969	11:13:38.172	
2 - D1	34.144	47.861	47.945	185.0	2:09.950	108.16	23.440	11:15:48.122	
3 - D1	34.728	43.823	45.756	180.8	2:04.307	113.07	17.797	11:17:52.429	
4 - D1	35.398	43.207	42.816	161.6	2:01.421	115.76	14.911	11:19:53.850	
5 - D1	30.719	39.809	41.470	215.2	1:51.998	125.50	5.488	11:21:45.848	
6 - D1	30.034	39.044	41.478	215.2	1:50.556	127.14	4.046	11:23:36.404	
7 - D1	30.896	39.116	41.558	172.1	1:51.570	125.98	5.060	11:25:27.974	
8 - D1	30.084	38.696	41.604	214.0	1:50.384	127.33	3.874	11:27:18.358	
9 - D1	32.792	49.928	IN PIT	216.3	7:51.319	P 29.82	6:04.809	11:35:09.677	
10 - D1	OUTLAP	42.165	41.664	137.5	2:00.952	116.21	14.442	11:37:10.629	
11 - D1	28.770	37.810	40.449	214.0	1:47.029	(2) 131.33	0.519	11:38:57.658	
12 - D1	28.764	38.152	40.244	215.2	1:47.160	(3) 131.17	0.650	11:40:44.818	
13 - D1	28.651	37.697	40.162	215.2	1:46.510	(1) 131.97		11:42:31.328	
14 - D1	28.758	42.980	IN PIT	215.2	3:47.631	P 61.74	2:01.121	11:46:18.959	
15 - D1	OUTLAP	39.049	41.428	162.2	1:55.821	121.36	9.311	11:48:14.780	
16 - D1	29.901	38.685	41.171	215.2	1:49.757	128.06	3.247	11:50:04.537	
17 - D1	29.675	38.747	40.847	215.2	1:49.269	128.63	2.759	11:51:53.806	
18 - D1	29.868	38.385	41.727	214.0	1:49.980	127.80	3.470	11:53:43.786	
19 - D1	30.731	38.894	41.592	206.2	1:51.217	126.38	4.707	11:55:35.003	
20 - D1	31.007	39.340	41.522	216.3	1:51.869	125.64	5.359	11:57:26.872	
21 - D1	30.367	38.856	42.510	211.7	1:51.733	125.80	5.223	11:59:18.605	
22 - D1	29.671	39.926	42.330	216.3	1:51.927	125.58	5.417	12:01:10.532	

P15 112 GT Cup		ESCUDERIA FARAON			PORSCHE 992 GT3 CUP				
IDEAL LAP TIME : 1:45.003		BEST LAP TIME : 1:46.917			DIFFERENCE : 1.914				
D1: Pedro M. Lourinho BRAS		D2: Miguel Gomez GUILLEN							
LAP	SECTOR 1	SECTOR 2	SECTOR 3	SPEED TRAP	LAP TIME	KPH	DIFF	TIME OF DAY	
1 - D1	OUTLAP	48.092	45.134	135.1	2:12.838	105.81	25.921	11:15:47.595	
2 - D1	29.431	39.604	40.252	225.0	1:49.287	128.61	2.370	11:17:36.882	
3 - D1	29.037	38.328	39.785	228.9	1:47.150	131.18	0.233	11:19:24.032	
4 - D1	29.962	37.523	39.432	216.3	1:46.917	(1) 131.46		11:21:10.949	
5 - D1	28.445	37.126	IN PIT	220.0	3:57.979	P 59.06	2:11.062	11:25:08.928	
6 - D1	OUTLAP	40.987	41.298	155.2	2:00.080	117.05	13.163	11:27:09.008	
7 - D1	29.073	49.906	IN PIT	210.6	8:08.611	P 28.76	6:21.694	11:35:17.619	
8 - D1	OUTLAP	41.340	42.442	128.9	2:03.602	113.72	16.685	11:37:21.221	
9 - D1	33.066	40.430	40.999	193.1	1:54.495	122.76	7.578	11:39:15.716	
10 - D1	30.146	38.754	40.844	216.3	1:49.744	128.08	2.827	11:41:05.460	
11 - D1	30.728	39.596	40.626	182.4	1:50.950	126.68	4.033	11:42:56.410	
12 - D1	28.999	38.583	40.447	222.4	1:48.029	130.11	1.112	11:44:44.439	
13 - D1	30.235	39.995	40.190	217.5	1:50.420	127.29	3.503	11:46:34.859	
14 - D1	28.900	38.860	39.926	228.9	1:47.686	130.52	0.769	11:48:22.545	
15 - D1	28.901	38.165	39.879	230.2	1:46.945	(2) 131.43	0.028	11:50:09.490	
16 - D1	29.364	38.147	39.448	223.7	1:46.959	(3) 131.41	0.042	11:51:56.449	
17 - D1	29.498	38.614	40.330	222.4	1:48.442	129.61	1.525	11:53:44.891	
18 - D1	30.155	38.965	40.830	226.2	1:49.950	127.84	3.033	11:55:34.841	
19 - D1	28.571	38.298	41.371	228.9	1:48.240	129.86	1.323	11:57:23.081	
20 - D1	29.454	38.084	40.125	212.9	1:47.663	130.55	0.746	11:59:10.744	
21 - D1	28.672	39.151	40.203	231.5	1:48.026	130.11	1.109	12:00:58.770	

GT-CET CAMPEONATO DE ESPAÑA

FP2 - SECTOR ANALYSIS



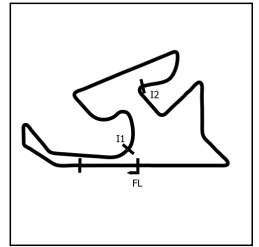
SECTOR 1 = FL to I1, SECTOR 2 = I1 to I2 SECTOR 3 = I2 to I3, SECTOR 4 = I3 to FL, DIFF = Difference To Personal Best Lap, P = Crossed Finish Line in Pit Lane, D = Time Disallowed

P16 126 GT4		PCR SPORT CLUB ESPORTIU			MERCEDES AMG GT4				
IDEAL LAP TIME : 1:47.436		BEST LAP TIME : 1:47.513			DIFFERENCE : 0.077				
D1: Josep Parera MARTINELL		D2: Vicente Dasi Martinez De V							
LAP	SECTOR 1	SECTOR 2	SECTOR 3	SPEED TRAP	LAP TIME	KPH	DIFF	TIME OF DAY	
1 - D1	OUTLAP	40.939	41.740	159.0	1:59.778	117.35	12.265	11:13:54.122	
2 - D1	30.436	38.639	41.647	211.7	1:50.722	126.95	3.209	11:15:44.844	
3 - D1	29.908	38.246	40.473	214.0	1:48.627	129.39	1.114	11:17:33.471	
4 - D1	29.552	38.266	40.702	215.2	1:48.520 (3)	129.52	1.007	11:19:21.991	
5 - D1	29.256	39.245	40.318	215.2	1:48.819	129.17	1.306	11:21:10.810	
6 - D1	29.383	37.980	40.585	211.7	1:47.948 (2)	130.21	0.435	11:22:58.758	
7 - D1	29.257	37.862	40.394	216.3	1:47.513 (1)	130.73		11:24:46.271	
8 - D1	29.472	37.890	IN PIT	215.2	11:03.535 P	21.18	9:16.022	11:35:49.806	
9 - D1	OUTLAP	41.938	42.572	128.5	2:06.790	110.86	19.277	11:37:56.596	
10 - D1	30.019	38.267	41.424	215.2	1:49.710	128.12	2.197	11:39:46.306	
11 - D1	29.357	40.629	42.942	216.3	1:52.928	124.47	5.415	11:41:39.234	
12 - D1	29.524	39.167	41.147	215.2	1:49.838	127.97	2.325	11:43:29.072	
13 - D1	31.433	40.139	45.109	201.0	1:56.681	120.46	9.168	11:45:25.753	
14 - D1	32.799	39.716	41.419	191.3	1:53.934	123.37	6.421	11:47:19.687	
15 - D1	30.060	38.623	41.173	207.3	1:49.856	127.95	2.343	11:49:09.543	
16 - D1	31.356	39.154	41.325	192.2	1:51.835	125.68	4.322	11:51:01.378	
17 - D1	29.263	39.097	41.922	216.3	1:50.282	127.45	2.769	11:52:51.660	
18 - D1	29.411	38.148	42.010	215.2	1:49.569	128.28	2.056	11:54:41.229	
19 - D1	34.025	43.817	42.762	192.2	2:00.604	116.54	13.091	11:56:41.833	
20 - D1	29.457	38.541	41.287	212.9	1:49.285	128.61	1.772	11:58:31.118	
21 - D1	29.418	38.459	41.035	216.3	1:48.912	129.06	1.399	12:00:20.030	

P17 133 GT4		ESCUDERIA LA CORUÑA			LIGIER JS2R				
IDEAL LAP TIME : 1:48.489		BEST LAP TIME : 1:49.269			DIFFERENCE : 0.780				
D1: Ángel Santos AVALLE		D2: Mikkel Kristensen ILLAN							
LAP	SECTOR 1	SECTOR 2	SECTOR 3	SPEED TRAP	LAP TIME	KPH	DIFF	TIME OF DAY	
1 - D1	OUTLAP	42.741	42.959	137.5	2:06.414	111.19	17.145	11:15:51.240	
2 - D1	31.196	40.611	42.776	204.1	1:54.583	122.67	5.314	11:17:45.823	
3 - D1	30.032	39.284	41.112	205.1	1:50.428	127.28	1.159	11:19:36.251	
4 - D1	29.765	40.294	42.555	206.2	1:52.614	124.81	3.345	11:21:28.865	
5 - D1	29.577	38.996	41.085	205.1	1:49.658 (3)	128.18	0.389	11:23:18.523	
6 - D1	30.560	39.159	41.002	206.2	1:50.721	126.95	1.452	11:25:09.244	
7 - D1	30.255	38.533	40.760	181.6	1:49.548 (2)	128.31	0.279	11:26:58.792	
8 - D1	29.315	45.865	IN PIT	207.3	8:38.169 P	27.12	6:48.900	11:35:36.961	
9 - D1	OUTLAP	39.572	41.344	144.0	1:58.672	118.44	9.403	11:37:35.633	
10 - D1	30.012	40.890	41.453	200.0	1:52.355	125.10	3.086	11:39:27.988	
11 - D1	30.334	40.186	41.322	200.0	1:51.842	125.67	2.573	11:41:19.830	
12 - D1	30.125	38.414	IN PIT	206.2	2:57.335 P	79.26	1:08.066	11:44:17.165	
13 - D1	OUTLAP	39.516	41.803	156.5	1:56.544	120.60	7.275	11:46:13.709	
14 - D1	29.448	39.356	41.207	206.2	1:50.011	127.77	0.742	11:48:03.720	
15 - D1	30.855	39.909	41.157	207.3	1:51.921	125.59	2.652	11:49:55.641	
16 - D1	29.454	38.591	41.224	206.2	1:49.269 (1)	128.63		11:51:44.910	
17 - D1	29.383	39.455	43.188	206.2	1:52.026	125.47	2.757	11:53:36.936	
18 - D1	30.014	38.866	41.169	207.3	1:50.049	127.72	0.780	11:55:26.985	
19 - D1	30.202	40.831	45.055	208.4	1:56.088	121.08	6.819	11:57:23.073	
20 - D1	31.950	39.675	41.851	203.0	1:53.476	123.86	4.207	11:59:16.549	
21 - D1	29.475	39.502	41.285	207.3	1:50.262	127.48	0.993	12:01:06.811	

GT-CET CAMPEONATO DE ESPAÑA

FP2 - SECTOR ANALYSIS



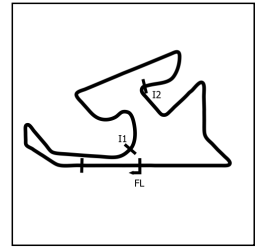
SECTOR 1 = FL to I1, SECTOR 2 = I1 to I2 SECTOR 3 = I2 to I3, SECTOR 4 = I3 to FL, DIFF = Difference To Personal Best Lap, P = Crossed Finish Line in Pit Lane, D = Time Disallowed

P18 6 D1 RX PRO RACING				PEUGEOT 308 RACING CUP				
IDEAL LAP TIME : 1:51.580		BEST LAP TIME : 1:52.128		DIFFERENCE : 0.548				
D1: Manuel CANIZARES		D2: Marcos MENKES						
LAP	SECTOR 1	SECTOR 2	SECTOR 3	SPEED TRAP	LAP TIME	KPH	DIFF	TIME OF DAY
1 - D1	OUTLAP	46.254	44.173	107.0	2:15.801	103.50	23.673	11:13:02.651
2 - D1	32.995	42.774	42.557	167.7	1:58.326	118.79	6.198	11:15:00.977
3 - D1	31.441	40.459	42.010	200.0	1:53.910	123.39	1.782	11:16:54.887
4 - D1	30.624	40.192	42.435	202.0	1:53.251	124.11	1.123	11:18:48.138
5 - D1	30.638	40.158	42.189	202.0	1:52.985 (3)	124.40	0.857	11:20:41.123
6 - D1	30.695	40.495	43.334	202.0	1:54.524	122.73	2.396	11:22:35.647
7 - D1	30.828	40.944	43.099	203.0	1:54.871	122.36	2.743	11:24:30.518
8 - D1	30.463	39.996	IN PIT	203.0	11:05.386 P	21.12	9:13.258	11:35:35.904
9 - D1	OUTLAP	41.426	44.064	137.9	2:04.855	112.58	12.727	11:37:40.759
10 - D1	30.534	40.981	42.680	205.1	1:54.195	123.08	2.067	11:39:34.954
11 - D1	30.335	40.213	43.692	203.0	1:54.240	123.04	2.112	11:41:29.194
12 - D1	30.802	40.730	42.479	204.1	1:54.011	123.28	1.883	11:43:23.205
13 - D1	30.378	40.686	42.620	203.0	1:53.684	123.64	1.556	11:45:16.889
14 - D1	30.056	40.539	42.249	204.1	1:52.844 (2)	124.56	0.716	11:47:09.733
15 - D1	32.020	40.273	42.129	178.3	1:54.422	122.84	2.294	11:49:04.155
16 - D1	31.625	40.940	IN PIT	202.0	3:16.515 P	71.52	1:24.387	11:52:20.670
17 - D1	OUTLAP	41.289	42.226	135.1	2:01.451	115.73	9.323	11:54:22.121
18 - D1	30.440	39.635	42.053	203.0	1:52.128 (1)	125.35		11:56:14.249
19 - D1	30.459	40.835	41.889	204.1	1:53.183	124.19	1.055	11:58:07.432
20 - D1	30.405	40.670	42.066	203.0	1:53.141	124.23	1.013	12:00:00.573

P19 13 Clase 1 BAPORO MOTORSPORT				CUPRA TCR DSG				
IDEAL LAP TIME : 1:51.612		BEST LAP TIME : 1:52.638		DIFFERENCE : 1.026				
D1: Joan VINYES								
LAP	SECTOR 1	SECTOR 2	SECTOR 3	SPEED TRAP	LAP TIME	KPH	DIFF	TIME OF DAY
1 - D1	OUTLAP	47.462	46.783	135.6	2:14.347	104.62	21.709	11:12:49.415
2 - D1	32.024	40.568	42.546	208.4	1:55.138	122.08	2.500	11:14:44.553
3 - D1	30.748	40.092	42.420	207.3	1:53.260	124.10	0.622	11:16:37.813
4 - D1	30.273	40.743	42.832	208.4	1:53.848	123.46	1.210	11:18:31.661
5 - D1	29.919	40.241	42.863	209.5	1:53.023	124.36	0.385	11:20:24.684
6 - D1	30.614	39.946	42.530	208.4	1:53.090	124.29	0.452	11:22:17.774
7 - D1	30.460	40.001	42.177	208.4	1:52.638 (1)	124.79		11:24:10.412
8 - D1	30.809	39.770	42.493	208.4	1:53.072	124.31	0.434	11:26:03.484
9 - D1	31.115	44.914	IN PIT	208.4	8:58.755 P	26.09	7:06.117	11:35:02.239
10 - D1	OUTLAP	43.420	45.549	130.2	2:10.596	107.63	17.958	11:37:12.835
11 - D1	30.725	39.848	42.222	207.3	1:52.795 (3)	124.61	0.157	11:39:05.630
12 - D1	30.611	40.261	44.757	208.4	1:55.629	121.56	2.991	11:41:01.259
13 - D1	31.739	40.382	42.748	209.5	1:54.869	122.36	2.231	11:42:56.128
14 - D1	30.418	40.284	IN PIT	208.4	4:37.202 P	50.70	2:44.564	11:47:33.330
15 - D1	OUTLAP	43.815	46.311	142.9	2:08.806	109.12	16.168	11:49:42.136
16 - D1	31.589	42.579	43.294	207.3	1:57.462	119.66	4.824	11:51:39.598
17 - D1	30.343	41.318	42.073	208.4	1:53.734	123.58	1.096	11:53:33.332
18 - D1	30.868	39.620	42.282	209.5	1:52.770 (2)	124.64	0.132	11:55:26.102
19 - D1	30.562	41.560	44.450	210.6	1:56.572	120.57	3.934	11:57:22.674
20 - D1	31.403	40.688	43.704	206.2	1:55.795	121.38	3.157	11:59:18.469

GT-CET CAMPEONATO DE ESPAÑA

FP2 - SECTOR ANALYSIS



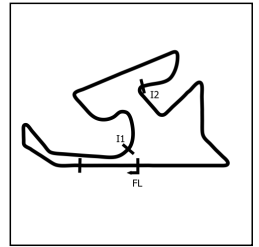
SECTOR 1 = FL to I1, SECTOR 2 = I1 to I2 SECTOR 3 = I2 to I3, SECTOR 4 = I3 to FL, DIFF = Difference To Personal Best Lap, P = Crossed Finish Line in Pit Lane, D = Time Disallowed

P20 36 D1		UCAV RACING		SEAT LEON SUPERCOPA MK2					
IDEAL LAP TIME : 1:54.743		BEST LAP TIME : 1:55.311		DIFFERENCE : 0.568					
D1: Carlos Alvarez SINDIN		D2: José Santos PÉREZ							
LAP	SECTOR 1	SECTOR 2	SECTOR 3	SPEED TRAP	LAP TIME	KPH	DIFF	TIME OF DAY	
1 - D1	OUTLAP	43.185	44.329	125.3	2:06.495	111.12	11.184	11:17:31.223	
2 - D1	33.318	41.471	44.839	173.6	1:59.628	117.49	4.317	11:19:30.851	
3 - D1	32.436	41.423	46.063	183.3	1:59.922	117.21	4.611	11:21:30.773	
4 - D1	35.525	43.819	45.448	178.3	2:04.792	112.63	9.481	11:23:35.565	
5 - D1	34.756	43.611	44.601	166.3	2:02.968	114.30	7.657	11:25:38.533	
6 - D1	36.000	44.597	IN PIT	185.0	9:37.426 P	24.34	7:42.115	11:35:15.959	
7 - D1	OUTLAP	45.202	47.300	118.5	2:15.336	103.86	20.025	11:37:31.295	
8 - D1	31.628	40.316	44.020	195.0	1:55.964 (2)	121.21	0.653	11:39:27.259	
9 - D1	32.005	41.264	43.531	194.1	1:56.800	120.34	1.489	11:41:24.059	
10 - D1	31.702	41.088	43.895	191.3	1:56.685 (3)	120.46	1.374	11:43:20.744	
11 - D1	31.551	41.209	45.086	193.1	1:57.846	119.27	2.535	11:45:18.590	
12 - D1	34.261	41.626	44.432	177.5	2:00.319	116.82	5.008	11:47:18.909	
13 - D1	32.410	41.441	IN PIT	183.3	3:59.502 P	58.68	2:04.191	11:51:18.411	
14 - D1	OUTLAP	40.545	44.933	137.5	2:01.972	115.24	6.661	11:53:20.383	
15 - D1	31.108	40.112	44.091	195.0	1:55.311 (1)	121.89		11:55:15.694	
16 - D1	31.276	40.191	47.891	193.1	1:59.358	117.76	4.047	11:57:15.052	
17 - D1	31.707	41.049	45.250	192.2	1:58.006	119.11	2.695	11:59:13.058	

P21 15 D1		LURAUTO K.K.		BMW M2 CS RACING					
IDEAL LAP TIME : 1:55.686		BEST LAP TIME : 1:56.089		DIFFERENCE : 0.403					
D1: Asier GOROSTOZIA		D2: Luis CHILLIDA							
LAP	SECTOR 1	SECTOR 2	SECTOR 3	SPEED TRAP	LAP TIME	KPH	DIFF	TIME OF DAY	
1 - D1	OUTLAP	45.046	51.295	91.6	2:21.552	99.30	25.463	11:19:30.981	
2 - D1	33.674	44.293	45.369	176.0	2:03.336	113.96	7.247	11:21:34.317	
3 - D1	31.468	41.656	44.525	195.0	1:57.649 (2)	119.47	1.560	11:23:31.966	
4 - D1	30.928	41.668	43.493	198.9	1:56.089 (1)	121.08		11:25:28.055	
5 - D1	31.205	41.265	48.198	200.0	2:00.668 (3)	116.48	4.579	11:27:28.723	
6 - D1	46.448	1:02.384	IN PIT	111.2	8:59.280 P	26.06	7:03.191	11:36:28.003	
7 - D1	OUTLAP	46.901	51.753	123.3	2:22.340	98.75	26.251	11:38:50.343	
8 - D1	33.524	45.607	46.812	184.1	2:05.943	111.60	9.854	11:40:56.286	
9 - D1	38.361	54.229	47.499	185.9	2:20.089	100.33	24.000	11:43:16.375	
10 - D1	33.595	46.814	49.526	180.8	2:09.935	108.17	13.846	11:45:26.310	
11 - D1	33.814	43.105	46.303	184.1	2:03.222	114.07	7.133	11:47:29.532	
12 - D1	33.395	42.501	45.791	185.9	2:01.687	115.51	5.598	11:49:31.219	
13 - D1	34.134	42.854	46.871	184.1	2:03.859	113.48	7.770	11:51:35.078	
14 - D1	33.252	44.412	47.992	185.9	2:05.656	111.86	9.567	11:53:40.734	
15 - D1	33.608	53.209	50.077	187.6	2:16.894	102.67	20.805	11:55:57.628	
16 - D1	33.998	43.874	46.072	189.4	2:03.944	113.40	7.855	11:58:01.572	

GT-CET CAMPEONATO DE ESPAÑA

FP2 - SECTOR ANALYSIS



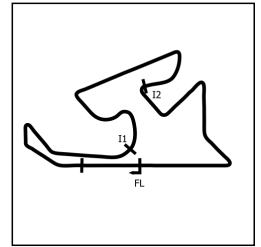
SECTOR 1 = FL to I1, SECTOR 2 = I1 to I2 SECTOR 3 = I2 to I3, SECTOR 4 = I3 to FL, DIFF = Difference To Personal Best Lap, P = Crossed Finish Line in Pit Lane, D = Time Disallowed

P22 66 D3		MOTOR CLUB SABADELL			RENAULT CLIO CUP IV				
IDEAL LAP TIME : 1:56.444		BEST LAP TIME : 1:56.754			DIFFERENCE : 0.310				
D1: Laurent PUITGMAL		D2: Damian Freda GARCIA							
LAP	SECTOR 1	SECTOR 2	SECTOR 3	SPEED TRAP	LAP TIME	KPH	DIFF	TIME OF DAY	
1 - D1	OUTLAP	44.143	45.131	140.9	2:08.509	109.37	11.755	11:13:13.520	
2 - D1	32.334	40.840	43.706	184.1	1:56.880 (2)	120.26	0.126	11:15:10.400	
3 - D1	32.010	43.376	43.919	184.1	1:59.305	117.81	2.551	11:17:09.705	
4 - D1	32.986	48.965	49.814	182.4	2:11.765	106.67	15.011	11:19:21.470	
5 - D1	32.558	41.818	43.908	184.1	1:58.284	118.83	1.530	11:21:19.754	
6 - D1	31.916	41.251	43.829	184.1	1:56.996 (3)	120.14	0.242	11:23:16.750	
7 - D1	32.265	46.007	43.985	185.0	2:02.257	114.97	5.503	11:25:19.007	
8 - D1	31.898	40.992	43.864	185.9	1:56.754 (1)	120.39		11:27:15.761	
9 - D1	32.320	48.895	IN PIT	185.0	7:52.487 P	29.74	5:55.733	11:35:08.248	
10 - D1	OUTLAP	47.790	45.781	142.4	2:12.230	106.30	15.476	11:37:20.478	
11 - D1	34.525	42.941	IN PIT	186.7	3:51.335 P	60.76	1:54.581	11:41:11.813	
12 - D1	OUTLAP	42.548	47.159	132.8	2:10.958	107.33	14.204	11:43:22.771	
13 - D1	33.451	41.932	46.186	175.2	2:01.569	115.62	4.815	11:45:24.340	
14 - D1	33.357	41.984	44.659	181.6	2:00.000	117.13	3.246	11:47:24.340	
15 - D1	33.254	43.022	44.549	182.4	2:00.825	116.33	4.071	11:49:25.165	
16 - D1	33.343	41.723	44.698	180.8	1:59.764	117.36	3.010	11:51:24.929	
17 - D1	32.734	41.946	44.671	181.6	1:59.351	117.77	2.597	11:53:24.280	
18 - D1	32.665	41.858	44.748	183.3	1:59.271	117.85	2.517	11:55:23.551	
19 - D1	32.712	43.085	46.896	184.1	2:02.693	114.56	5.939	11:57:26.244	
20 - D1	32.533	41.731	44.365	184.1	1:58.629	118.48	1.875	11:59:24.873	
21 - D1	32.821	43.583	44.705	183.3	2:01.109	116.06	4.355	12:01:25.982	

P23 9 D3		BALBOR MOTORSPORT C.A.			RENAULT CLIO CUP IV				
IDEAL LAP TIME : 1:56.763		BEST LAP TIME : 1:56.858			DIFFERENCE : 0.095				
D1: Jose ALBORS		D2: German LOPEZ							
LAP	SECTOR 1	SECTOR 2	SECTOR 3	SPEED TRAP	LAP TIME	KPH	DIFF	TIME OF DAY	
1 - D1	OUTLAP	46.456	45.162	110.3	2:26.161	96.16	29.303	11:13:14.321	
2 - D1	32.233	41.143	43.482	187.6	1:56.858 (1)	120.28		11:15:11.179	
3 - D1	32.219	41.457	45.747	186.7	1:59.423	117.70	2.565	11:17:10.602	
4 - D1	32.878	44.975	43.807	186.7	2:01.660	115.53	4.802	11:19:12.262	
5 - D1	32.138	41.663	43.862	184.1	1:57.663 (2)	119.46	0.805	11:21:09.925	
6 - D1	32.324	52.293	44.101	184.1	2:08.718	109.20	11.860	11:23:18.643	
7 - D1	32.218	41.876	44.172	185.9	1:58.266 (3)	118.85	1.408	11:25:16.909	
8 - D1	32.249	44.870	IN PIT	184.1	9:42.807 P	24.11	7:45.949	11:34:59.716	
9 - D1	OUTLAP	50.573	45.851	121.1	2:21.880	99.07	25.022	11:37:21.596	
10 - D1	34.267	43.780	44.469	177.5	2:02.516	114.72	5.658	11:39:24.112	
11 - D1	33.689	43.400	44.672	169.2	2:01.761	115.44	4.903	11:41:25.873	
12 - D1	34.414	42.585	44.449	172.1	2:01.448	115.73	4.590	11:43:27.321	
13 - D1	33.550	42.964	44.871	180.0	2:01.385	115.79	4.527	11:45:28.706	
14 - D1	32.666	44.138	45.414	182.4	2:02.218	115.00	5.360	11:47:30.924	
15 - D1	32.783	42.552	45.608	185.9	2:00.943	116.22	4.085	11:49:31.867	
16 - D1	33.868	43.277	46.492	186.7	2:03.637	113.68	6.779	11:51:35.504	
17 - D1	33.063	44.679	48.062	184.1	2:05.804	111.73	8.946	11:53:41.308	
18 - D1	33.678	43.933	45.474	185.9	2:03.085	114.19	6.227	11:55:44.393	
19 - D1	32.615	42.051	45.623	183.3	2:00.289	116.85	3.431	11:57:44.682	
20 - D1	32.813	42.248	44.946	180.8	2:00.007	117.12	3.149	11:59:44.689	

GT-CET CAMPEONATO DE ESPAÑA

FP2 - SECTOR ANALYSIS



SECTOR 1 = FL to I1, SECTOR 2 = I1 to I2, SECTOR 3 = I2 to I3, SECTOR 4 = I3 to FL, DIFF = Difference To Personal Best Lap, P = Crossed Finish Line in Pit Lane, D = Time Disallowed

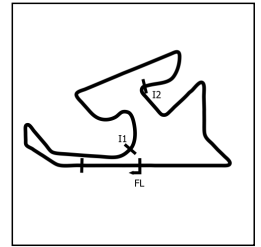
P24 40 D3		MOTOR CLUB SABADELL			RENAULT CLIO CUP IV			
IDEAL LAP TIME : 1:57.470		BEST LAP TIME : 1:57.597			DIFFERENCE : 0.127			
D1: Jose Palomar MAROTO								
LAP	SECTOR 1	SECTOR 2	SECTOR 3	SPEED TRAP	LAP TIME	KPH	DIFF	TIME OF DAY
1 - D1	OUTLAP	46.809	47.321	112.1	2:18.746	101.30	21.149	11:12:45.767
2 - D1	34.292	43.056	44.695	180.0	2:02.043	115.17	4.446	11:14:47.810
3 - D1	32.954	45.731	51.367	182.4	2:10.052	108.08	12.455	11:16:57.862
4 - D1	32.339	41.370	44.288	182.4	1:57.997 (3)	119.12	0.400	11:18:55.859
5 - D1	32.321	43.261	44.115	181.6	1:59.697	117.43	2.100	11:20:55.556
6 - D1	32.359	41.602	44.370	180.8	1:58.331	118.78	0.734	11:22:53.887
7 - D1	32.308	41.174	44.141	182.4	1:57.623 (2)	119.50	0.026	11:24:51.510
8 - D1	32.192	41.301	44.104	181.6	1:57.597 (1)	119.52		11:26:49.107
9 - D1	32.316	44.637	IN PIT	181.6	8:17.516 P	28.25	6:19.919	11:35:06.623
10 - D1	OUTLAP	47.692	IN PIT	140.4	3:48.607 P	61.48	1:51.010	11:38:55.230
11 - D1	OUTLAP	41.874	50.027	141.4	2:08.776	109.15	11.179	11:41:04.006
12 - D1	34.295	43.200	48.945	182.4	2:06.440	111.16	8.843	11:43:10.446
13 - D1	32.342	42.284	44.153	183.3	1:58.779	118.33	1.182	11:45:09.225
14 - D1	32.402	41.508	45.600	182.4	1:59.510	117.61	1.913	11:47:08.735
15 - D1	33.197	42.137	44.149	181.6	1:59.483	117.64	1.886	11:49:08.218
16 - D1	32.877	41.266	44.417	181.6	1:58.560	118.55	0.963	11:51:06.778
17 - D1	32.399	42.268	44.492	181.6	1:59.159	117.96	1.562	11:53:05.937
18 - D1	32.464	41.730	IN PIT	183.3	3:32.220 P	66.23	1:34.623	11:56:38.157
19 - D1	OUTLAP	43.497	45.801	120.7	2:07.196	110.50	9.599	11:58:45.353

P25 18 D3		C.D.PLEMAR SPORT			RENAULT CLIO CUP IV			
IDEAL LAP TIME : 1:57.715		BEST LAP TIME : 1:58.336			DIFFERENCE : 0.621			
D1: Jose LOPEZ		D2: Alvaro RODRIGUEZ						
LAP	SECTOR 1	SECTOR 2	SECTOR 3	SPEED TRAP	LAP TIME	KPH	DIFF	TIME OF DAY
1 - D1	OUTLAP	45.142	48.142	121.1	2:18.681	101.35	20.345	11:14:21.210
2 - D1	34.734	43.230	45.400	176.0	2:03.364	113.94	5.028	11:16:24.574
3 - D1	33.355	42.588	45.191	178.3	2:01.134	116.03	2.798	11:18:25.708
4 - D1	33.186	42.047	46.795	180.0	2:02.028	115.18	3.692	11:20:27.736
5 - D1	33.292	42.892	45.228	182.4	2:01.412	115.77	3.076	11:22:29.148
6 - D1	33.783	42.641	46.074	180.0	2:02.498	114.74	4.162	11:24:31.646
7 - D1	34.646	42.316	44.701	162.9	2:01.663	115.53	3.327	11:26:33.309
8 - D1	32.912	43.342	IN PIT	179.1	8:49.871 P	26.52	6:51.535	11:35:23.180
9 - D1	OUTLAP	43.724	46.203	123.7	2:11.538	106.86	13.202	11:37:34.718
10 - D1	34.572	42.174	46.487	157.7	2:03.233	114.06	4.897	11:39:37.951
11 - D1	33.240	42.781	45.742	168.5	2:01.763	115.43	3.427	11:41:39.714
12 - D1	33.199	42.425	45.665	177.5	2:01.289	115.89	2.953	11:43:41.003
13 - D1	33.371	41.949	48.090	176.0	2:03.410	113.89	5.074	11:45:44.413
14 - D1	33.494	41.696	45.854	176.0	2:01.044	116.12	2.708	11:47:45.457
15 - D1	33.346	41.996	45.563	178.3	2:00.905	116.25	2.569	11:49:46.362
16 - D1	33.524	42.536	IN PIT	176.7	3:37.390 P	64.65	1:39.054	11:53:23.752
17 - D1	OUTLAP	43.614	48.430	117.1	2:15.590	103.66	17.254	11:55:39.342
18 - D1	32.507	41.766	44.507	183.3	1:58.780 (3)	118.33	0.444	11:57:38.122
19 - D1	32.500	41.329	44.507	180.0	1:58.336 (1)	118.78		11:59:36.458
20 - D1	31.879	42.124	44.583	182.4	1:58.586 (2)	118.53	0.250	12:01:35.044

P26 191 GT Cup		VELOSO MOTORSPORT			PORSCHE 991.1 GT3 CUP			
IDEAL LAP TIME : 1:52.552		BEST LAP TIME : 1:59.048			DIFFERENCE : 6.496			
D1: Jean-Roch PIAT								
LAP	SECTOR 1	SECTOR 2	SECTOR 3	SPEED TRAP	LAP TIME	KPH	DIFF	TIME OF DAY
1 - D1	OUTLAP	44.305	41.848	110.9	2:08.058	109.76	9.010	11:21:02.130
2 - D1	31.789	41.995	45.264	193.1	1:59.048 (1)	118.07		11:23:01.178
3 - D1	35.483	42.387	IN PIT	165.6	3:48.956 P	61.39	1:49.908	11:26:50.134
4 - D1	OUTLAP	45.782	IN PIT	144.5	8:43.596 P	26.84	6:44.548	11:35:33.730
5 - D1	OUTLAP	39.897	41.639	138.4	2:00.329	116.81	1.281	11:37:34.059

GT-CET CAMPEONATO DE ESPAÑA

FP2 - SECTOR ANALYSIS



SECTOR 1 = FL to I1, SECTOR 2 = I1 to I2 SECTOR 3 = I2 to I3, SECTOR 4 = I3 to FL, DIFF = Difference To Personal Best Lap, P = Crossed Finish Line in Pit Lane, D = Time Disallowed

P27 45 D3		MOTOR CLUB SABADELL		RENAULT CLIO CUP IV				
IDEAL LAP TIME : 2:00.256		BEST LAP TIME : 2:00.893		DIFFERENCE : 0.637				
D1: Oscar Vergara ULZURRUN		D2: David Garcia OTIN						
LAP	SECTOR 1	SECTOR 2	SECTOR 3	SPEED TRAP	LAP TIME	KPH	DIFF	TIME OF DAY
1 - D1	OUTLAP	46.267	47.921	135.6	2:15.099	104.04	14.206	11:14:29.274
2 - D1	34.039	48.734	IN PIT	178.3	3:48.372 P	61.54	1:47.479	11:18:17.646
3 - D1	OUTLAP	43.154	45.728	138.4	2:07.421	110.31	6.528	11:20:25.067
4 - D1	32.870	42.457	45.566	180.8	2:00.893 (1)	116.26		11:22:25.960
5 - D1	33.122	42.425	45.427	179.1	2:00.974 (2)	116.19	0.081	11:24:26.934
6 - D1	32.795	42.526	45.664	180.8	2:00.985 (3)	116.18	0.092	11:26:27.919
7 - D1	33.010	42.794	IN PIT	181.6	8:35.898 P	27.24	6:35.005	11:35:03.817
8 - D1	OUTLAP	47.621	47.839	136.0	2:15.858	103.46	14.965	11:37:19.675
9 - D1	34.223	43.061	45.130	182.4	2:02.414	114.82	1.521	11:39:22.089
10 - D1	33.059	42.464	IN PIT	181.6	4:29.758 P	52.10	2:28.865	11:43:51.847
11 - D1	OUTLAP	43.334	46.087	135.6	2:08.469	109.41	7.576	11:46:00.316
12 - D1	33.232	43.071	45.311	180.8	2:01.614	115.58	0.721	11:48:01.930
13 - D1	34.404	42.845	45.508	181.6	2:02.757	114.50	1.864	11:50:04.687
14 - D1	32.701	44.594	45.261	182.4	2:02.556	114.69	1.663	11:52:07.243
15 - D1	33.563	42.766	45.181	183.3	2:01.510	115.67	0.617	11:54:08.753
16 - D1	33.062	43.163	45.156	182.4	2:01.381	115.80	0.488	11:56:10.134
17 - D1	35.797	43.495	45.560	181.6	2:04.852	112.58	3.959	11:58:14.986
18 - D1	33.387	46.331	45.474	170.6	2:05.192	112.27	4.299	12:00:20.178

GT-CET CAMPEONATO DE ESPAÑA

FP2 - BEST SECTORS

SECTOR 1				SECTOR 2				SECTOR 3				IDEAL / BEST COMPARISON			
POS	NO	NAME	TIME	NO	NAME	TIME	NO	NAME	TIME	POS	NO	NAME	IDEAL	BEST	DIFF
													PERFECT LAP	1:39.016	
1	122	GT CORSE	26.374	122	GT CORSE	35.026	122	GT CORSE	37.616	1	122	GT CORSE	1:39.016	1:39.029	0.013
2	135	RACAR MOTORSPC	26.740	113	BAPORO MOTORSI	35.678	135	RACAR MOTORSPC	38.027	2	113	BAPORO MOTORSPC	1:40.467	1:40.603	0.136
3	113	BAPORO MOTORSI	26.752	135	RACAR MOTORSPC	35.723	113	BAPORO MOTORSI	38.037	3	135	RACAR MOTORSPC	1:40.490	1:40.573	0.083
4	100	ESCUADERIA FARAC	27.014	100	ESCUADERIA FARAC	35.779	100	ESCUADERIA FARAC	38.314	4	100	ESCUADERIA FARAC	1:41.107	1:41.545	0.438
5	140	VELOSO MOTORSF	27.565	140	VELOSO MOTORSF	36.057	121	PHILIPPE BONNEL	38.643	5	140	VELOSO MOTORSPC	1:42.493	1:42.903	0.410
6	121	PHILIPPE BONNEL	27.639	120	ESCUADERIA LA CO	36.523	140	VELOSO MOTORSF	38.871	6	121	PHILIPPE BONNEL	1:42.888	1:43.247	0.359
7	118	ESCUADERIA FARAC	27.698	121	PHILIPPE BONNEL	36.606	701	ESCUADERIA BAIX E	39.089	7	118	ESCUADERIA FARAC	1:43.720	1:44.396	0.676
8	120	ESCUADERIA LA CO	28.012	118	ESCUADERIA FARAC	36.923	118	ESCUADERIA FARAC	39.099	8	120	ESCUADERIA LA CO	1:43.878	1:43.878	0.000
9	701	ESCUADERIA BAIX E	28.070	124	GT CORSE	36.984	120	ESCUADERIA LA CO	39.343	9	701	ESCUADERIA BAIX E	1:44.442	1:44.553	0.111
10	101	PHILIPPE GRUAU	28.183	114	SKUALO COMPETIC	36.994	112	ESCUADERIA FARAC	39.432	10	124	GT CORSE	1:44.930	1:45.070	0.140
11	114	SKUALO COMPETIC	28.239	112	ESCUADERIA FARAC	37.126	124	GT CORSE	39.682	11	114	SKUALO COMPETIC	1:45.002	1:45.255	0.253
12	124	GT CORSE	28.264	101	PHILIPPE GRUAU	37.268	101	PHILIPPE GRUAU	39.693	12	112	ESCUADERIA FARAC	1:45.003	1:46.917	1.914
13	112	ESCUADERIA FARAC	28.445	701	ESCUADERIA BAIX E	37.283	114	SKUALO COMPETIC	39.769	13	101	PHILIPPE GRUAU	1:45.144	1:45.181	0.037
14	125	MOTOR CLUB SAB	28.651	181	ESCUADERIA BAIX E	37.285	181	ESCUADERIA BAIX E	40.017	14	181	ESCUADERIA BAIX E	1:45.980	1:46.136	0.156
15	181	ESCUADERIA BAIX E	28.678	125	MOTOR CLUB SAB	37.697	125	MOTOR CLUB SAB	40.162	15	125	MOTOR CLUB SAB	1:46.510	1:46.510	0.000
16	126	PCR SPORT CLUB	29.256	126	PCR SPORT CLUB	37.862	126	PCR SPORT CLUB	40.318	16	126	PCR SPORT CLUB	1:47.436	1:47.513	0.077
17	133	ESCUADERIA LA CO	29.315	133	ESCUADERIA LA CO	38.414	133	ESCUADERIA LA CO	40.760	17	133	ESCUADERIA LA CO	1:48.489	1:49.269	0.780
18	13	BAPORO MOTORSI	29.919	13	BAPORO MOTORSI	39.620	191	VELOSO MOTORSF	41.639	18	6	RX PRO RACING	1:51.580	1:52.128	0.548
19	6	RX PRO RACING	30.056	6	RX PRO RACING	39.635	6	RX PRO RACING	41.889	19	13	BAPORO MOTORSPC	1:51.612	1:52.638	1.026
20	15	LURAUTO K.K.	30.928	191	VELOSO MOTORSF	39.897	13	BAPORO MOTORSI	42.073	20	191	VELOSO MOTORSPC	1:52.552	1:59.048	6.496
21	191	VELOSO MOTORSF	31.016	36	UCAV RACING	40.112	9	BALBOR MOTORSF	43.482	21	36	UCAV RACING	1:54.743	1:55.311	0.568
22	36	UCAV RACING	31.100	66	MOTOR CLUB SAB	40.840	15	LURAUTO K.K.	43.493	22	15	LURAUTO K.K.	1:55.686	1:56.089	0.403
23	18	C.D.PLEMAR SPOR	31.879	9	BALBOR MOTORSF	41.143	36	UCAV RACING	43.531	23	66	MOTOR CLUB SAB	1:56.444	1:56.754	0.310
24	66	MOTOR CLUB SAB	31.898	40	MOTOR CLUB SAB	41.174	66	MOTOR CLUB SAB	43.706	24	9	BALBOR MOTORSPC	1:56.763	1:56.858	0.095
25	9	BALBOR MOTORSF	32.138	15	LURAUTO K.K.	41.265	40	MOTOR CLUB SAB	44.104	25	40	MOTOR CLUB SAB	1:57.470	1:57.597	0.127
26	40	MOTOR CLUB SAB	32.192	18	C.D.PLEMAR SPOR	41.329	18	C.D.PLEMAR SPOR	44.507	26	18	C.D.PLEMAR SPOR	1:57.715	1:58.336	0.621
27	45	MOTOR CLUB SAB	32.701	45	MOTOR CLUB SAB	42.425	45	MOTOR CLUB SAB	45.130	27	45	MOTOR CLUB SAB	2:00.256	2:00.893	0.637

GT-CET CAMPEONATO DE ESPAÑA

FP2 - BEST SPEEDS

POS	NO	NAME	VMAX	KPH
1	118	ESCUDERIA FARAON		240.0
2	122	GT CORSE		235.7
3	135	RACAR MOTORSPORT		235.7
4	113	BAPORO MOTORSPORT		235.7
5	100	ESCUDERIA FARAON		234.3
6	121	PHILIPPE BONNEL		234.3
7	140	VELOSO MOTORSPORT		232.9
8	112	ESCUDERIA FARAON		231.5
9	114	SKUALO COMPETICIÓN		230.2
10	120	ESCUDERIA LA CORUÑA		228.9
11	101	PHILIPPE GRUAU		226.2
12	701	ESCUDERIA BAIX EMPORDÀ		223.7
13	191	VELOSO MOTORSPORT		220.0
14	124	GT CORSE		216.3
15	125	MOTOR CLUB SABADELL		216.3
16	126	PCR SPORT CLUB ESPORTIU		216.3
17	181	ESCUDERIA BAIX EMPORDÀ		215.2
18	13	BAPORO MOTORSPORT		210.6
19	133	ESCUDERIA LA CORUÑA		208.4
20	6	RX PRO RACING		205.1
21	15	LURAUTO K.K.		200.0
22	36	UCAV RACING		195.0
23	9	BALBOR MOTORSPORT C.A.		187.6
24	66	MOTOR CLUB SABADELL		186.7
25	40	MOTOR CLUB SABADELL		183.3
26	18	C.D.PLEMAR SPORT		183.3
27	45	MOTOR CLUB SABADELL		183.3

GT-CET CAMPEONATO DE ESPAÑA

FP2 - PIT STOP ANALYSIS

P1 122 GT CORSE				
STOP	IN TIME	STOP TIME	TOTAL TIME	OUT TIME
1 -	11:22:38.122	2:23.765	2:23.765	11:25:01.887
2 -	11:45:30.334	2:32.537	4:56.302	11:48:02.871
3 -	11:58:36.419			

P2 135 RACAR MOTORSPORT				
STOP	IN TIME	STOP TIME	TOTAL TIME	OUT TIME
1 -	11:45:54.605	1:54.712	1:54.712	11:47:49.317
2 -	12:00:24.007			

P3 113 BAPORO MOTORSPORT				
STOP	IN TIME	STOP TIME	TOTAL TIME	OUT TIME
1 -	11:26:22.306	10:10.028	10:10.028	11:36:32.334
2 -	11:50:42.633	2:08.962	12:18.990	11:52:51.595

P4 100 ESCUDERIA FARAON				
STOP	IN TIME	STOP TIME	TOTAL TIME	OUT TIME
1 -	11:27:22.489	8:34.021	8:34.021	11:35:56.510
2 -	11:50:25.239	1:49.814	10:23.835	11:52:15.053

P5 140 VELOSO MOTORSPORT				
STOP	IN TIME	STOP TIME	TOTAL TIME	OUT TIME
1 -	11:23:04.987	46.582	46.582	11:23:51.569
2 -	11:42:36.346	1:29.503	2:16.085	11:44:05.849
3 -	12:01:37.682			

P8 118 ESCUDERIA FARAON				
STOP	IN TIME	STOP TIME	TOTAL TIME	OUT TIME
1 -	11:26:12.402	8:45.579	8:45.579	11:34:57.981
2 -	12:01:42.742			

P9 701 ESCUDERIA BAIX EMPORDÀ				
STOP	IN TIME	STOP TIME	TOTAL TIME	OUT TIME
1 -	12:01:26.381			

P10 124 GT CORSE				
STOP	IN TIME	STOP TIME	TOTAL TIME	OUT TIME
1 -	11:21:43.311	3:59.457	3:59.457	11:25:42.768
2 -	11:45:39.893	5:24.787	9:24.244	11:51:04.680

P12 114 SKUALO COMPETICIÓN				
STOP	IN TIME	STOP TIME	TOTAL TIME	OUT TIME
1 -	11:46:15.080	5:41.271	5:41.271	11:51:56.351
2 -	11:57:19.279			

P13 181 ESCUDERIA BAIX EMPORDÀ				
STOP	IN TIME	STOP TIME	TOTAL TIME	OUT TIME
1 -	11:23:44.417	3:41.127	3:41.127	11:27:25.544
2 -	11:59:24.970			

P14 125 MOTOR CLUB SABADELL				
STOP	IN TIME	STOP TIME	TOTAL TIME	OUT TIME
1 -	11:44:20.877	1:58.082	1:58.082	11:46:18.959

P15 112 ESCUDERIA FARAON				
STOP	IN TIME	STOP TIME	TOTAL TIME	OUT TIME
1 -	11:22:53.646	2:15.282	2:15.282	11:25:08.928

P16 126 PCR SPORT CLUB ESPORTIU				
STOP	IN TIME	STOP TIME	TOTAL TIME	OUT TIME
1 -	11:26:34.178	9:15.628	9:15.628	11:35:49.806

P17 133 ESCUDERIA LA CORUÑA				
STOP	IN TIME	STOP TIME	TOTAL TIME	OUT TIME
1 -	11:43:03.331	1:13.834	1:13.834	11:44:17.165

P18 6 RX PRO RACING				
STOP	IN TIME	STOP TIME	TOTAL TIME	OUT TIME
1 -	11:26:18.819	9:17.085	9:17.085	11:35:35.904
2 -	11:50:52.241	1:28.429	10:45.514	11:52:20.670
3 -	12:01:46.967			

P19 13 BAPORO MOTORSPORT				
STOP	IN TIME	STOP TIME	TOTAL TIME	OUT TIME
1 -	11:44:43.300	2:50.030	2:50.030	11:47:33.330
2 -	12:01:13.568			

P20 36 UCAV RACING				
STOP	IN TIME	STOP TIME	TOTAL TIME	OUT TIME
1 -	11:27:44.798	7:31.161	7:31.161	11:35:15.959
2 -	11:49:10.557	2:07.854	9:39.015	11:51:18.411
3 -	12:01:06.267			

P21 15 LURAUTO K.K.				
STOP	IN TIME	STOP TIME	TOTAL TIME	OUT TIME
1 -	12:00:22.197			

P22 66 MOTOR CLUB SABADELL				
STOP	IN TIME	STOP TIME	TOTAL TIME	OUT TIME
1 -	11:39:14.369	1:57.444	1:57.444	11:41:11.813

P23 9 BALBOR MOTORSPORT C.A.				
STOP	IN TIME	STOP TIME	TOTAL TIME	OUT TIME
1 -	11:27:14.183	7:45.533	7:45.533	11:34:59.716
2 -	12:02:01.739			

P24 40 MOTOR CLUB SABADELL				
STOP	IN TIME	STOP TIME	TOTAL TIME	OUT TIME
1 -	11:37:10.909	1:44.321	1:44.321	11:38:55.230
2 -	11:54:56.575	1:41.582	3:25.903	11:56:38.157
3 -	12:00:39.613			

P25 18 C.D.PLEMAR SPORT				
STOP	IN TIME	STOP TIME	TOTAL TIME	OUT TIME
1 -	11:51:40.027	1:43.725	1:43.725	11:53:23.752

GT-CET CAMPEONATO DE ESPAÑA

FP2 - PIT STOP ANALYSIS

P26 191 VELOSO MOTORSPORT				
STOP	IN TIME	STOP TIME	TOTAL TIME	OUT TIME

1 -	11:24:55.606	1:54.528	1:54.528	11:26:50.134
2 -	11:39:44.286			

P27 45 MOTOR CLUB SABADELL				
STOP	IN TIME	STOP TIME	TOTAL TIME	OUT TIME

1 -	11:16:41.095	1:36.551	1:36.551	11:18:17.646
2 -	11:41:15.633	2:36.214	4:12.765	11:43:51.847

GT-CET CAMPEONATO DE ESPAÑA

FP2 - STATISTICS

Competitors Started	27
Planned Start	2024-06-08 @ 11:10:00.000
Actual Start	2024-06-08 @ 11:10:02.960
Finish Time	2024-06-08 @ 12:00:07.482
Track Length	3.904km
Total Laps	503
Total Distance Covered	1963.963km

Session Fastest Lap History

NO	CL	NAME	LAP TIME	TIME OF DAY	LAP	VEHICLE
113	GT Cup	BAPORO MOTORSPORT <i>J. DABAD</i>	1:48.051	11:14:20.516	2	PORSCHE 992 GT3 CUP
101	GPX	PHILIPPE GRUAU <i>P. GRUAU</i>	1:46.175	11:14:29.620	2	VORTEX 1.0
113	GT Cup	BAPORO MOTORSPORT <i>J. DABAD</i>	1:40.603	11:16:01.127	3	PORSCHE 992 GT3 CUP
122	GT Cup	GT CORSE <i>ALEJANDRO BARAMBIO</i>	1:40.058	11:42:11.500	12	PORSCHE 992 GT3 CUP
122	GT Cup	GT CORSE <i>ALEJANDRO BARAMBIO</i>	1:39.029	11:54:50.463	18	PORSCHE 992 GT3 CUP

Flag History

TYPE	TIME OF DAY
GREEN	11:10:02.960
RED	11:28:00.716
GREEN	11:34:42.398
FINISH	12:00:07.482

Flag Statistics

TYPE	COUNT	TOTAL LAPS	TOTAL TIME
Green	2	24	46:30.617
Red	1	0	6:41.681
Safety Car	0	0	0.000
FCY	0	0	0.000

GT-CET CAMPEONATO DE ESPAÑA

FP2 - STATISTICS

CLASS : D1

3 Starters

Fastest Lap History

NO	NAME	LAP TIME	TIME OF DAY	LAP	VEHICLE
6	RX PRO RACING MANUEL CANIZARES	1:58.326	11:15:00.975	2	PEUGEOT 308 RACING CUP
6	RX PRO RACING MANUEL CANIZARES	1:53.910	11:16:54.885	3	PEUGEOT 308 RACING CUP
6	RX PRO RACING MANUEL CANIZARES	1:53.251	11:18:48.136	4	PEUGEOT 308 RACING CUP
6	RX PRO RACING MANUEL CANIZARES	1:52.985	11:20:41.121	5	PEUGEOT 308 RACING CUP
6	RX PRO RACING MANUEL CANIZARES	1:52.844	11:47:09.730	14	PEUGEOT 308 RACING CUP
6	RX PRO RACING MANUEL CANIZARES	1:52.128	11:56:14.247	18	PEUGEOT 308 RACING CUP

GT-CET CAMPEONATO DE ESPAÑA

FP2 - STATISTICS

CLASS : D3

5 Starters

Fastest Lap History

NO	NAME	LAP TIME	TIME OF DAY	LAP	VEHICLE
40	MOTOR CLUB SABADELL <i>J. MAROTO</i>	2:02.043	11:14:47.811	2	RENAULT CLIO CUP IV
66	MOTOR CLUB SABADELL <i>L. PUITGMAL</i>	1:56.880	11:15:10.397	2	RENAULT CLIO CUP IV
9	BALBOR MOTORSPORT C.A. <i>JOSE ALBORS</i>	1:56.858	11:15:11.182	2	RENAULT CLIO CUP IV
66	MOTOR CLUB SABADELL <i>L. PUITGMAL</i>	1:56.754	11:27:15.760	8	RENAULT CLIO CUP IV

GT-CET CAMPEONATO DE ESPAÑA

FP2 - STATISTICS

CLASS : Clase 1

1 Starters

Fastest Lap History

NO	NAME	LAP TIME	TIME OF DAY	LAP	VEHICLE
13	BAPORO MOTORSPORT <i>JOAN VINYES</i>	1:55.138	11:14:44.552	2	CUPRA TCR DSG
13	BAPORO MOTORSPORT <i>JOAN VINYES</i>	1:53.260	11:16:37.812	3	CUPRA TCR DSG
13	BAPORO MOTORSPORT <i>JOAN VINYES</i>	1:53.023	11:20:24.683	5	CUPRA TCR DSG
13	BAPORO MOTORSPORT <i>JOAN VINYES</i>	1:52.638	11:24:10.411	7	CUPRA TCR DSG

GT-CET CAMPEONATO DE ESPAÑA

FP2 - STATISTICS

CLASS : GT Cup

8 Starters

Fastest Lap History

NO	NAME	LAP TIME	TIME OF DAY	LAP	VEHICLE
113	BAPORO MOTORSPORT <i>J. DABAD</i>	1:48.051	11:14:20.516	2	PORSCHE 992 GT3 CUP
113	BAPORO MOTORSPORT <i>J. DABAD</i>	1:40.603	11:16:01.127	3	PORSCHE 992 GT3 CUP
122	GT CORSE <i>ALEJANDRO BARAMBIO</i>	1:40.058	11:42:11.500	12	PORSCHE 992 GT3 CUP
122	GT CORSE <i>ALEJANDRO BARAMBIO</i>	1:39.029	11:54:50.463	18	PORSCHE 992 GT3 CUP

GT-CET CAMPEONATO DE ESPAÑA

FP2 - STATISTICS

CLASS : GPX

5 Starters

Fastest Lap History

NO	NAME	LAP TIME	TIME OF DAY	LAP	VEHICLE
101	PHILIPPE GRUAU <i>P. GRUAU</i>	1:46.175	11:14:29.620	2	VORTEX 1.0
121	PHILIPPE BONNEL <i>P. BONNEL</i>	1:45.877	11:16:43.736	3	VORTEX 2.0
101	PHILIPPE GRUAU <i>P. GRUAU</i>	1:45.181	11:18:01.269	4	VORTEX 1.0
121	PHILIPPE BONNEL <i>P. BONNEL</i>	1:43.893	11:20:14.404	5	VORTEX 2.0
121	PHILIPPE BONNEL <i>P. BONNEL</i>	1:43.762	11:21:58.167	6	VORTEX 2.0
121	PHILIPPE BONNEL <i>P. BONNEL</i>	1:43.247	11:23:41.414	7	VORTEX 2.0

GT-CET CAMPEONATO DE ESPAÑA

FP2 - STATISTICS

CLASS : GT4

5 Starters

Fastest Lap History

NO	NAME	LAP TIME	TIME OF DAY	LAP	VEHICLE
126	PCR SPORT CLUB ESPORTIU <i>J. MARTINELL</i>	1:50.722	11:15:44.844	2	MERCEDES AMG GT4
124	GT CORSE <i>M. SANCHIS</i>	1:49.999	11:16:10.478	2	BMW M4 GT4
126	PCR SPORT CLUB ESPORTIU <i>J. MARTINELL</i>	1:48.627	11:17:33.471	3	MERCEDES AMG GT4
124	GT CORSE <i>M. SANCHIS</i>	1:47.693	11:17:58.171	3	BMW M4 GT4
124	GT CORSE <i>M. SANCHIS</i>	1:45.989	11:19:44.160	4	BMW M4 GT4
124	GT CORSE <i>M. SANCHIS</i>	1:45.857	11:39:59.818	8	BMW M4 GT4
124	GT CORSE <i>M. SANCHIS</i>	1:45.070	11:41:44.890	9	BMW M4 GT4

GT-CET CAMPEONATO DE ESPAÑA

Q1 - CLASSIFICATION - PROVISIONAL - AMENDED

POS	NO	CL	PIC	TEAM / DRIVERS	CAR	TIME	ON	LAPS	GAP	DIFF	KPH
1	113	GT Cup	1	BAPORO MOTORSPORT Joan VINYES / Jaime FONT	PORSCHE 992 GT3 CUP	1:39.935	6	6			140.65
2	135	GT Cup	2	RACAR MOTORSPORT Leandro MARTINS / Dieter SVEPES	PORSCHE 992 GT3 CUP	1:40.451	7	7	0.516	0.516	139.93
3	122	GT Cup	3	GT CORSE Alejandro BARAMBIO / Borja GARCIA	PORSCHE 992 GT3 CUP	1:40.681	4	9	0.746	0.230	139.61
4	199	GT Cup	4	VELOSO MOTORSPORT José BARROS	PORSCHE 991.2 GT3 CUP	1:41.415	4	7	1.480	0.734	138.60
5	140	GT Cup	5	VELOSO MOTORSPORT Pedro MARREIROS / José MARREIROS	PORSCHE 992 GT3 CUP	1:41.441	6	8	1.506	0.026	138.56
6	118	GPX	1	ESCUDERIA FARAON Alvaro FONTES / Pedro SILVERO	FERRARI 488 CH EVO	1:41.692	3	3	1.757	0.251	138.22
7	121	GPX	2	PHILIPPE BONNEL Solemn AMROUCHE / Philippe BONNEL (JF)	VORTEX 2.0	1:41.868	5	8	1.933	0.176	137.98
8	100	GT Cup	6	ESCUDERIA FARAON Pablo BRAS / Fernando fernando GONZALEZ	PORSCHE 992 GT3 CUP	1:42.556	4	4	2.621	0.688	137.05
9	101	GPX	3	PHILIPPE GRUAU Phillipe GRUAU (JF) / Joanna GRUAU	VORTEX 1.0	1:42.881	4	7	2.946	0.325	136.62
10	120	GPX	4	ESCUDERIA LA CORUÑA Jon AIZPURUA (JF)	KTM GT2	1:43.017	4	8	3.082	0.136	136.44
11	112	GT Cup	7	ESCUDERIA FARAON Pedro LOURINHO / Miguel GOMEZ	PORSCHE 992 GT3 CUP	1:43.198	4	4	3.263	0.181	136.20
12	701	GPX	5	ESCUDERIA BAIX EMPORDÁ Marc GRUAU / Alexander GRUAU	VORTEX 1.0	1:43.932	5	8	3.997	0.734	135.24
13	114	GT Cup	8	SKUALO COMPETICIÓN Van Hendrik VAN ZOEST (JF)	PORSCHE 991-1 GT3 CUP	1:44.764	5	7	4.829	0.832	134.17
14	124	GT4	1	GT CORSE Manuel BERTOLIN	BMW M4 GT4	1:46.267	4	6	6.332	1.503	132.27
15	125	GT4	2	MOTOR CLUB SABADELL Jordi FUSET / Lorenz MENDIETA (JF)	PORSCHE 718 GT4 RS Clubsport	1:46.524	4	5	6.589	0.257	131.95
16	133	GT4	3	ESCUDERIA LA CORUÑA Ángel SANTOS / Mikkel KRISTENSEN	LIGIER JS2R	1:48.065	3	7	8.130	1.541	130.07
17	181	GT4	4	ESCUDERIA BAIX EMPORDÁ Jan SCHIDLÖF (JF) / Francesc GUTIERREZ	MCLAREN ARTURA GT4	1:48.316	6	7	8.381	0.251	129.77
18	126	GT4	5	PCR SPORT CLUB ESPORTIU Vincenzo MARTINEZ (JF) / Josep PARERA (JF)	MERCEDES AMG GT4	1:48.890	4	8	8.955	0.574	129.08

Comments:Track limits rescinded

Weather / Track : Bright / Dry

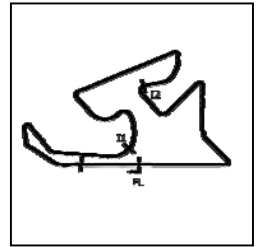
These results are provisional until the conclusion of any judicial and technical matters.

Date: 08/06/2024 Start: 14:13 Finish: 14:28
Circuito de Navarra: 3.904 km

Race Director:	Stewards:	Chief of Timing:	
----------------	-----------	------------------	---

GT-CET CAMPEONATO DE ESPAÑA

Q1 - SECTOR ANALYSIS



SECTOR 1 = FL to I1, SECTOR 2 = I1 to I2 SECTOR 3 = I2 to I3, SECTOR 4 = I3 to FL, DIFF = Difference To Personal Best Lap, P = Crossed Finish Line in Pit Lane, D = Time Disallowed

P1 113 GT Cup BAPORO MOTORSPORT				PORSCHE 992 GT3 CUP				
IDEAL LAP TIME : 1:39.684		BEST LAP TIME : 1:39.935		DIFFERENCE : 0.251				
D1: Joan VINYES		D2: Jaume FONT						
LAP	SECTOR 1	SECTOR 2	SECTOR 3	SPEED TRAP	LAP TIME	KPH	DIFF	TIME OF DAY
1 - D1	OUTLAP	46.593	52.052	124.5	2:19.453	100.79	39.518	14:17:25.288
2 - D1	32.002	38.294	43.143	218.7	1:53.439	123.90	13.504	14:19:18.727
3 - D1	26.950	35.703	37.987	232.9	1:40.640 (3)	139.66	0.705	14:20:59.367
4 - D1	38.705	41.984	39.759	96.3	2:00.448	116.69	20.513	14:22:59.815
5 - D1	26.736	35.426	37.945	234.3	1:40.107 (2)	140.41	0.172	14:24:39.922
6 - D1	26.415	35.677	37.843	234.3	1:39.935 (1)	140.65		14:26:19.857

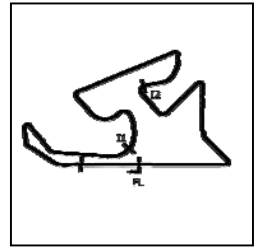
P2 135 GT Cup RACAR MOTORSPORT				PORSCHE 992 GT3 CUP				
IDEAL LAP TIME : 1:40.130		BEST LAP TIME : 1:40.451		DIFFERENCE : 0.321				
D1: Leandro MARTINS		D2: Dieter SVEPES						
LAP	SECTOR 1	SECTOR 2	SECTOR 3	SPEED TRAP	LAP TIME	KPH	DIFF	TIME OF DAY
1 - D1	OUTLAP	43.167	42.713	146.1	2:05.374	112.11	24.923	14:16:32.972
2 - D1	29.651	40.114	41.303	197.0	1:51.068	126.55	10.617	14:18:24.040
3 - D1	28.212	36.989	38.325	228.9	1:43.526	135.77	3.075	14:20:07.566
4 - D1	27.330	35.592	37.874	231.5	1:40.796 (2)	139.45	0.345	14:21:48.362
5 - D1	27.099	35.960	37.788	234.3	1:40.847 (3)	139.38	0.396	14:23:29.209
6 - D1	27.123	35.912	38.099	232.9	1:41.134	138.98	0.683	14:25:10.343
7 - D1	27.127	35.472	37.852	230.2	1:40.451 (1)	139.93		14:26:50.794

P3 122 GT Cup GT CORSE				PORSCHE 992 GT3 CUP				
IDEAL LAP TIME : 1:40.462		BEST LAP TIME : 1:40.681		DIFFERENCE : 0.219				
D1: Alejandro BARAMBIO		D2: Borja GARCIA						
LAP	SECTOR 1	SECTOR 2	SECTOR 3	SPEED TRAP	LAP TIME	KPH	DIFF	TIME OF DAY
1 - D1	OUTLAP	42.197	41.808	133.7	2:05.091	112.36	24.410	14:15:31.742
2 - D1	29.559	37.886	40.353	220.0	1:47.798	130.39	7.117	14:17:19.540
3 - D1	27.202	36.015	37.830	228.9	1:41.047	139.10	0.366	14:19:00.587
4 - D1	26.923	35.916	37.842	234.3	1:40.681 (1)	139.61		14:20:41.268
5 - D1	27.055	35.771	38.085	235.7	1:40.911 (2)	139.29	0.230	14:22:22.179
6 - D1	31.108	42.549	39.130	185.0	1:52.787	124.62	12.106	14:24:14.966
7 - D1	27.075	39.649	40.111	234.3	1:46.835	131.56	6.154	14:26:01.801
8 - D1	26.861	36.157	38.019	234.3	1:41.037 (3)	139.11	0.356	14:27:42.838
9 - D1	26.915	36.100	38.165	234.3	1:41.180	138.92	0.499	14:29:24.018

P4 199 GT Cup VELOSO MOTORSPORT				PORSCHE 991.2 GT3 CUP				
IDEAL LAP TIME : 1:41.231		BEST LAP TIME : 1:41.415		DIFFERENCE : 0.184				
D1: José BARROS								
LAP	SECTOR 1	SECTOR 2	SECTOR 3	SPEED TRAP	LAP TIME	KPH	DIFF	TIME OF DAY
1 - D1	OUTLAP	48.541	43.695	112.5	2:18.291	101.64	36.876	14:15:53.418
2 - D1	29.503	36.935	39.116	206.2	1:45.554	133.16	4.139	14:17:38.972
3 - D1	27.696	36.210	38.262	231.5	1:42.168 (3)	137.57	0.753	14:19:21.140
4 - D1	27.504	35.588	38.323	235.7	1:41.415 (1)	138.60		14:21:02.555
5 - D1	27.590	38.779	39.098	226.2	1:45.467	133.27	4.052	14:22:48.022
6 - D1	27.381	36.190	38.517	237.1	1:42.088 (2)	137.68	0.673	14:24:30.110
7 - D1	27.506	36.166	38.691	237.1	1:42.363	137.31	0.948	14:26:12.473

GT-CET CAMPEONATO DE ESPAÑA

Q1 - SECTOR ANALYSIS



SECTOR 1 = FL to I1, SECTOR 2 = I1 to I2 SECTOR 3 = I2 to I3, SECTOR 4 = I3 to FL, DIFF = Difference To Personal Best Lap, P = Crossed Finish Line in Pit Lane, D = Time Disallowed

P5 140 GT Cup VELOSO MOTORSPORT		PORSCHE 992 GT3 CUP						
IDEAL LAP TIME : 1:41.320		BEST LAP TIME : 1:41.441		DIFFERENCE : 0.121				
D1: Pedro MARREIROS		D2: José MARREIROS						
LAP	SECTOR 1	SECTOR 2	SECTOR 3	SPEED TRAP	LAP TIME	KPH	DIFF	TIME OF DAY
1 - D1	OUTLAP	45.211	44.012	135.1	2:12.597	106.00	31.156	14:15:45.702
2 - D1	29.891	46.803	41.757	210.6	1:58.451	118.66	17.010	14:17:44.153
3 - D1	27.748	36.285	38.614	228.9	1:42.647	136.93	1.206	14:19:26.800
4 - D1	27.519	36.060	38.594	230.2	1:42.173	137.57	0.732	14:21:08.973
5 - D1	27.575	35.918	38.335	231.5	1:41.828	138.03	0.387	14:22:50.801
6 - D1	27.254	35.872	38.315	231.5	1:41.441 (1)	138.56		14:24:32.242
7 - D1	27.133	36.103	38.397	231.5	1:41.633 (2)	138.30	0.192	14:26:13.875
8 - D1	27.289	35.954	38.485	231.5	1:41.728 (3)	138.17	0.287	14:27:55.603

P6 118 GPX ESCUDERIA FARAON		FERRARI 488 CH EVO						
IDEAL LAP TIME : 1:41.585		BEST LAP TIME : 1:41.692		DIFFERENCE : 0.107				
D1: Alvaro FONTES		D2: Pedro SILVERO						
LAP	SECTOR 1	SECTOR 2	SECTOR 3	SPEED TRAP	LAP TIME	KPH	DIFF	TIME OF DAY
1 - D1	OUTLAP	41.500	48.272	149.4	2:08.800	109.13	27.108	14:18:01.505
2 - D1	27.289	36.435	38.603	240.0	1:42.327 (2)	137.36	0.635	14:19:43.832
3 - D1	27.205	36.293	38.194	241.4	1:41.692 (1)	138.22		14:21:25.524

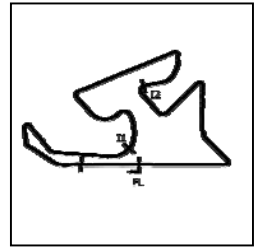
P7 121 GPX PHILIPPE BONNEL		VORTEX 2.0						
IDEAL LAP TIME : 1:41.467		BEST LAP TIME : 1:41.868		DIFFERENCE : 0.401				
D1: Solenn AMROUCHE		D2: Philippe BONNEL						
LAP	SECTOR 1	SECTOR 2	SECTOR 3	SPEED TRAP	LAP TIME	KPH	DIFF	TIME OF DAY
1 - D1	OUTLAP	41.983	40.729	120.3	2:04.703	112.71	22.835	14:15:23.372
2 - D1	28.667	37.959	39.449	225.0	1:46.075	132.51	4.207	14:17:09.447
3 - D1	27.736	35.882	39.265	228.9	1:42.883	136.62	1.015	14:18:52.330
4 - D1	27.385	36.015	38.660	230.2	1:42.060 (3)	137.72	0.192	14:20:34.390
5 - D1	27.378	35.828	38.662	231.5	1:41.868 (1)	137.98		14:22:16.258
6 - D1	27.461	36.285	38.317	232.9	1:42.063	137.72	0.195	14:23:58.321
7 - D1	27.613	36.199	38.506	230.2	1:42.318	137.37	0.450	14:25:40.639
8 - D1	27.322	36.115	38.595	230.2	1:42.032 (2)	137.76	0.164	14:27:22.671

P8 100 GT Cup ESCUDERIA FARAON		PORSCHE 992 GT3 CUP						
IDEAL LAP TIME : 1:42.265		BEST LAP TIME : 1:42.556		DIFFERENCE : 0.291				
D1: Pablo BRAS		D2: Fernando fernando GONZ.						
LAP	SECTOR 1	SECTOR 2	SECTOR 3	SPEED TRAP	LAP TIME	KPH	DIFF	TIME OF DAY
1 - D1	OUTLAP	45.222	44.959	114.1	2:12.769	105.86	30.213	14:15:56.619
2 - D1	30.493	41.508	46.483	215.2	1:58.484 (3)	118.63	15.928	14:17:55.103
3 - D1	27.852	36.388	38.648	228.9	1:42.888 (2)	136.61	0.332	14:19:37.991
4 - D1	27.403	36.214	38.939	231.5	1:42.556 (1)	137.05		14:21:20.547

P9 101 GPX PHILIPPE GRUAU		VORTEX 1.0						
IDEAL LAP TIME : 1:42.462		BEST LAP TIME : 1:42.881		DIFFERENCE : 0.419				
D1: Phillipe GRUAU		D2: Joanna GRUAU						
LAP	SECTOR 1	SECTOR 2	SECTOR 3	SPEED TRAP	LAP TIME	KPH	DIFF	TIME OF DAY
1 - D1	OUTLAP	42.611	41.305	120.3	2:05.082	112.37	22.201	14:15:25.224
2 - D1	28.405	38.502	39.845	222.4	1:46.752	131.67	3.871	14:17:11.976
3 - D1	27.781	37.446	39.003	223.7	1:44.230	134.85	1.349	14:18:56.206
4 - D1	27.419	36.685	38.777	223.7	1:42.881 (1)	136.62		14:20:39.087
5 - D1	27.247	36.457	39.191	225.0	1:42.895 (2)	136.60	0.014	14:22:21.982
6 - D1	28.725	36.907	38.893	223.7	1:44.525	134.47	1.644	14:24:06.507
7 - D1	27.898	36.438	38.874	225.0	1:43.210 (3)	136.19	0.329	14:25:49.717

GT-CET CAMPEONATO DE ESPAÑA

Q1 - SECTOR ANALYSIS



SECTOR 1 = FL to I1, SECTOR 2 = I1 to I2 SECTOR 3 = I2 to I3, SECTOR 4 = I3 to FL, DIFF = Difference To Personal Best Lap, P = Crossed Finish Line in Pit Lane, D = Time Disallowed

P10 120 GPX		ESCUDERIA LA CORUÑA			KTM GT2			
IDEAL LAP TIME : 1:42.867		BEST LAP TIME : 1:43.017			DIFFERENCE : 0.150			
D1: Jon AIZPURUA								
LAP	SECTOR 1	SECTOR 2	SECTOR 3	SPEED TRAP	LAP TIME	KPH	DIFF	TIME OF DAY
1 - D1	OUTLAP	44.775	43.286	113.7	2:08.149	109.68	25.132	14:16:45.893
2 - D1	28.986	37.896	39.515	227.5	1:46.397	132.11	3.380	14:18:32.290
3 - D1	28.114	36.912	38.795	226.2	1:43.821	135.38	0.804	14:20:16.111
4 - D1	27.526	36.721	38.770	228.9	1:43.017 (1)	136.44		14:21:59.128
5 - D1	27.872	36.676	38.918	228.9	1:43.466 (3)	135.85	0.449	14:23:42.594
6 - D1	28.281	37.559	40.267	228.9	1:46.107	132.47	3.090	14:25:28.701
7 - D1	27.782	36.589	38.752	225.0	1:43.123 (2)	136.30	0.106	14:27:11.824
8 - D1	28.550	38.471	39.149	227.5	1:46.170	132.39	3.153	14:28:57.994

P11 112 GT Cup		ESCUDERIA FARAON			PORSCHE 992 GT3 CUP			
IDEAL LAP TIME : 1:43.198		BEST LAP TIME : 1:43.198			DIFFERENCE : 0.000			
D1: Pedro LOURINHO		D2: Miguel GOMEZ						
LAP	SECTOR 1	SECTOR 2	SECTOR 3	SPEED TRAP	LAP TIME	KPH	DIFF	TIME OF DAY
1 - D1	OUTLAP	44.850	44.901	137.5	2:10.725	107.52	27.527	14:16:08.323
2 - D1	28.908	39.456	39.782	228.9	1:48.146 (3)	129.97	4.948	14:17:56.469
3 - D1	28.055	37.216	38.979	230.2	1:44.250 (2)	134.83	1.052	14:19:40.719
4 - D1	27.926	36.710	38.562	230.2	1:43.198 (1)	136.20		14:21:23.917

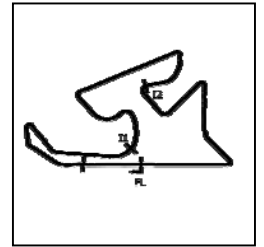
P12 701 GPX		ESCUDERIA BAIX EMPORDÀ			VORTEX 1.0			
IDEAL LAP TIME : 1:43.613		BEST LAP TIME : 1:43.932			DIFFERENCE : 0.319			
D1: Marc GRUAU		D2: Alexander GRUAU						
LAP	SECTOR 1	SECTOR 2	SECTOR 3	SPEED TRAP	LAP TIME	KPH	DIFF	TIME OF DAY
1 - D1	OUTLAP	41.500	41.551	146.1	2:02.264	114.96	18.332	14:15:19.578
2 - D1	28.750	37.977	39.853	217.5	1:46.580	131.88	2.648	14:17:06.158
3 - D1	28.156	37.788	40.607	220.0	1:46.551	131.91	2.619	14:18:52.709
4 - D1	27.950	37.789	38.994	223.7	1:44.733	134.20	0.801	14:20:37.442
5 - D1	27.648	36.971	39.313	223.7	1:43.932 (1)	135.24		14:22:21.374
6 - D1	30.019	40.314	40.510	221.2	1:50.843	126.81	6.911	14:24:12.217
7 - D1	27.938	37.238	39.100	222.4	1:44.276 (3)	134.79	0.344	14:25:56.493
8 - D1	27.720	37.256	39.086	221.2	1:44.062 (2)	135.07	0.130	14:27:40.555

P13 114 GT Cup		SKUALO COMPETICIÓN			PORSCHE 991-1 GT3 CUP			
IDEAL LAP TIME : 1:44.476		BEST LAP TIME : 1:44.764			DIFFERENCE : 0.288			
D1: Van Hendrik VAN ZOEST								
LAP	SECTOR 1	SECTOR 2	SECTOR 3	SPEED TRAP	LAP TIME	KPH	DIFF	TIME OF DAY
1 - D1	OUTLAP	49.277	45.623	116.1	2:21.423	99.39	36.659	14:16:00.442
2 - D1	35.367	47.053	41.385	192.2	2:03.805	113.53	19.041	14:18:04.247
3 - D1	28.725	37.084	39.988	226.2	1:45.797	132.86	1.033	14:19:50.044
4 - D1	28.532	36.770	39.536	227.5	1:44.838 (2)	134.07	0.074	14:21:34.882
5 - D1	28.365	36.913	39.486	227.5	1:44.764 (1)	134.17		14:23:19.646
6 - D1	31.200	39.043	43.334	228.9	1:53.577	123.75	8.813	14:25:13.223
7 - D1	28.282	36.923	39.721	228.9	1:44.926 (3)	133.96	0.162	14:26:58.149

P14 124 GT4		GT CORSE			BMW M4 GT4			
IDEAL LAP TIME : 1:45.975		BEST LAP TIME : 1:46.267			DIFFERENCE : 0.292			
D1: Manuel BERTOLIN								
LAP	SECTOR 1	SECTOR 2	SECTOR 3	SPEED TRAP	LAP TIME	KPH	DIFF	TIME OF DAY
1 - D1	OUTLAP	42.201	41.828	148.8	2:03.469	113.84	17.202	14:15:34.750
2 - D1	28.819	37.609	40.466	214.0	1:46.894	131.49	0.627	14:17:21.644
3 - D1	28.530	37.452	40.308	215.2	1:46.290 (2)	132.24	0.023	14:19:07.934
4 - D1	28.532	37.663	40.072	216.3	1:46.267 (1)	132.27		14:20:54.207
5 - D1	28.451	44.637	55.290	216.3	2:08.378	109.49	22.111	14:23:02.579
6 - D1	28.577	37.768	40.208	215.2	1:46.553 (3)	131.91	0.286	14:24:49.132

GT-CET CAMPEONATO DE ESPAÑA

Q1 - SECTOR ANALYSIS



SECTOR 1 = FL to I1, SECTOR 2 = I1 to I2 SECTOR 3 = I2 to I3, SECTOR 4 = I3 to FL, DIFF = Difference To Personal Best Lap, P = Crossed Finish Line in Pit Lane, D = Time Disallowed

P15 125 GT4		MOTOR CLUB SABADELL			PORSCHE 718 GT4 RS Clubsport			
IDEAL LAP TIME : 1:45.973		BEST LAP TIME : 1:46.524			DIFFERENCE : 0.551			
D1: Jordi FUSET		D2: Lorenz MENDIETA						
LAP	SECTOR 1	SECTOR 2	SECTOR 3	SPEED TRAP	LAP TIME	KPH	DIFF	TIME OF DAY
1 - D1	OUTLAP	43.142	43.677	145.0	2:05.312	112.16	18.788	14:16:51.453
2 - D1	29.823	41.878	40.730	203.0	1:52.431 (3)	125.02	5.907	14:18:43.884
3 - D1	28.344	38.143	40.133	214.0	1:46.620 (2)	131.83	0.096	14:20:30.504
4 - D1	28.745	37.496	40.283	214.0	1:46.524 (1)	131.95		14:22:17.028
5 - D1	28.518	51.123	40.871	216.3	2:00.512	116.63	13.988	14:24:17.540

P16 133 GT4		ESCUDERIA LA CORUÑA			LIGIER JS2R			
IDEAL LAP TIME : 1:47.945		BEST LAP TIME : 1:48.065			DIFFERENCE : 0.120			
D1: Ángel SANTOS		D2: Mikkel KRISTENSEN						
LAP	SECTOR 1	SECTOR 2	SECTOR 3	SPEED TRAP	LAP TIME	KPH	DIFF	TIME OF DAY
1 - D1	OUTLAP	46.672	48.505	125.3	2:18.059	101.81	29.994	14:16:48.802
2 - D1	29.634	38.401	40.900	204.1	1:48.935 (2)	129.03	0.870	14:18:37.737
3 - D1	29.322	37.873	40.870	206.2	1:48.065 (1)	130.07		14:20:25.802
4 - D1	29.202	38.735	41.118	205.1	1:49.055 (3)	128.89	0.990	14:22:14.857
5 - D1	30.068	38.485	40.969	205.1	1:49.522	128.34	1.457	14:24:04.379
6 - D1	36.491	50.314	IN PIT	165.6	3:27.338 P	67.79	1:39.273	14:27:31.717
7 - D1	OUTLAP	41.655	42.115	155.9	2:03.221	114.07	15.156	14:29:34.938

P17 181 GT4		ESCUDERIA BAIX EMPORDÀ			MCLAREN ARTURA GT4			
IDEAL LAP TIME : 1:47.850		BEST LAP TIME : 1:48.316			DIFFERENCE : 0.466			
D1: Jan SCHIDLÓF		D2: Francesc GUTIERREZ						
LAP	SECTOR 1	SECTOR 2	SECTOR 3	SPEED TRAP	LAP TIME	KPH	DIFF	TIME OF DAY
1 - D1	OUTLAP	47.072	45.033	130.2	2:12.899	105.76	24.583	14:15:36.665
2 - D1	31.052	40.621	IN PIT	200.0	3:43.380 P	62.92	1:55.064	14:19:20.045
3 - D1	OUTLAP	39.659	41.776	159.6	1:57.541	119.58	9.225	14:21:17.586
4 - D1	29.246	39.262	41.670	211.7	1:50.178	127.57	1.862	14:23:07.764
5 - D1	29.436	38.414	41.158	211.7	1:49.008 (3)	128.94	0.692	14:24:56.772
6 - D1	28.973	38.240	41.103	214.0	1:48.316 (1)	129.77		14:26:45.088
7 - D1	29.282	38.525	40.637	212.9	1:48.444 (2)	129.61	0.128	14:28:33.532

P18 126 GT4		PCR SPORT CLUB ESPORTIU			MERCEDES AMG GT4			
IDEAL LAP TIME : 1:48.280		BEST LAP TIME : 1:48.890			DIFFERENCE : 0.610			
D1: Vincenzo MARTINEZ		D2: Josep PARERA						
LAP	SECTOR 1	SECTOR 2	SECTOR 3	SPEED TRAP	LAP TIME	KPH	DIFF	TIME OF DAY
1 - D1	OUTLAP	46.221	45.852	132.4	2:12.572	106.02	23.682	14:16:06.139
2 - D1	33.870	45.263	42.444	206.2	2:01.577	115.61	12.687	14:18:07.716
3 - D1	29.688	38.320	41.245	216.3	1:49.253	128.65	0.363	14:19:56.969
4 - D1	29.056	38.325	41.509	215.2	1:48.890 (1)	129.08		14:21:45.859
5 - D1	29.192	38.816	45.565	216.3	1:53.573	123.76	4.683	14:23:39.432
6 - D1	29.532	38.591	40.904	212.9	1:49.027 (2)	128.92	0.137	14:25:28.459
7 - D1	30.378	41.599	48.396	205.1	2:00.373	116.77	11.483	14:27:28.832
8 - D1	29.328	38.406	41.355	216.3	1:49.089 (3)	128.85	0.199	14:29:17.921

GT-CET CAMPEONATO DE ESPAÑA

Q1 - BEST SECTORS

SECTOR 1		SECTOR 2		SECTOR 3		IDEAL / BEST COMPARISON					
POS	NO NAME	TIME	NO NAME	TIME	NO NAME	TIME	POS	NO NAME	IDEAL	BEST	DIFF
									PERFECT LAP	1:39.629	
1	113 BAPORO MOTORSI	26.415	113 BAPORO MOTORSI	35.426	135 RACAR MOTORSPC	37.788	1	113 BAPORO MOTORSPC	1:39.684	1:39.935	0.251
2	122 GT CORSE	26.861	135 RACAR MOTORSPC	35.472	122 GT CORSE	37.830	2	135 RACAR MOTORSPC	1:40.130	1:40.451	0.321
3	135 RACAR MOTORSPC	26.870	199 VELOSO MOTORSF	35.588	113 BAPORO MOTORSI	37.843	3	122 GT CORSE	1:40.462	1:40.681	0.219
4	140 VELOSO MOTORSF	27.133	122 GT CORSE	35.771	118 ESCUDERIA FARAC	38.194	4	199 VELOSO MOTORSPC	1:41.231	1:41.415	0.184
5	118 ESCUDERIA FARAC	27.205	121 PHILIPPE BONNEL	35.828	199 VELOSO MOTORSF	38.262	5	140 VELOSO MOTORSPC	1:41.320	1:41.441	0.121
6	101 PHILIPPE GRUAU	27.247	140 VELOSO MOTORSF	35.872	140 VELOSO MOTORSF	38.315	6	121 PHILIPPE BONNEL	1:41.467	1:41.868	0.401
7	121 PHILIPPE BONNEL	27.322	118 ESCUDERIA FARAC	36.186	121 PHILIPPE BONNEL	38.317	7	118 ESCUDERIA FARAOM	1:41.585	1:41.692	0.107
8	199 VELOSO MOTORSF	27.381	100 ESCUDERIA FARAC	36.214	112 ESCUDERIA FARAC	38.562	8	100 ESCUDERIA FARAOM	1:42.265	1:42.556	0.291
9	100 ESCUDERIA FARAC	27.403	101 PHILIPPE GRUAU	36.438	100 ESCUDERIA FARAC	38.648	9	101 PHILIPPE GRUAU	1:42.462	1:42.881	0.419
10	120 ESCUDERIA LA CO	27.526	120 ESCUDERIA LA CO	36.589	120 ESCUDERIA LA CO	38.752	10	120 ESCUDERIA LA CORI	1:42.867	1:43.017	0.150
11	701 ESCUDERIA BAIX E	27.648	112 ESCUDERIA FARAC	36.710	101 PHILIPPE GRUAU	38.777	11	112 ESCUDERIA FARAOM	1:43.198	1:43.198	0.000
12	112 ESCUDERIA FARAC	27.926	114 SKUALO COMPETIK	36.770	701 ESCUDERIA BAIX E	38.994	12	701 ESCUDERIA BAIX EM	1:43.613	1:43.932	0.319
13	114 SKUALO COMPETIK	28.220	701 ESCUDERIA BAIX E	36.971	114 SKUALO COMPETIK	39.486	13	114 SKUALO COMPETIKI	1:44.476	1:44.764	0.288
14	125 MOTOR CLUB SAB,	28.344	124 GT CORSE	37.452	124 GT CORSE	40.072	14	125 MOTOR CLUB SABAI	1:45.973	1:46.524	0.551
15	124 GT CORSE	28.451	125 MOTOR CLUB SAB,	37.496	125 MOTOR CLUB SAB,	40.133	15	124 GT CORSE	1:45.975	1:46.267	0.292
16	181 ESCUDERIA BAIX E	28.973	133 ESCUDERIA LA CO	37.873	181 ESCUDERIA BAIX E	40.637	16	181 ESCUDERIA BAIX EM	1:47.850	1:48.316	0.466
17	126 PCR SPORT CLUB	29.056	181 ESCUDERIA BAIX E	38.240	133 ESCUDERIA LA CO	40.870	17	133 ESCUDERIA LA CORI	1:47.945	1:48.065	0.120
18	133 ESCUDERIA LA CO	29.202	126 PCR SPORT CLUB	38.320	126 PCR SPORT CLUB	40.904	18	126 PCR SPORT CLUB ES	1:48.280	1:48.890	0.610

GT-CET CAMPEONATO DE ESPAÑA

Q1 - BEST SPEEDS

POS	NO	NAME	VMAX	KPH
1	118	ESCUADERIA FARAON		241.4
2	199	VELOSO MOTORSPORT		237.1
3	122	GT CORSE		235.7
4	113	BAPORO MOTORSPORT		234.3
5	135	RACAR MOTORSPORT		234.3
6	121	PHILIPPE BONNEL		232.9
7	140	VELOSO MOTORSPORT		231.5
8	100	ESCUADERIA FARAON		231.5
9	112	ESCUADERIA FARAON		230.2
10	120	ESCUADERIA LA CORUÑA		228.9
11	114	SKUALO COMPETICIÓN		228.9
12	101	PHILIPPE GRUAU		225.0
13	701	ESCUADERIA BAIX EMPORDÁ		223.7
14	124	GT CORSE		216.3
15	125	MOTOR CLUB SABADELL		216.3
16	126	PCR SPORT CLUB ESPORTIU		216.3
17	181	ESCUADERIA BAIX EMPORDÁ		214.0
18	133	ESCUADERIA LA CORUÑA		206.2

GT-CET CAMPEONATO DE ESPAÑA

Q1 - STATISTICS

Competitors Started	18
Planned Start	2024-06-08 @ 14:05:00.000
Actual Start	2024-06-08 @ 14:13:03.822
Finish Time	2024-06-08 @ 14:28:05.067
Track Length	3.904km
Total Laps	119
Total Distance Covered	464.635km

Session Fastest Lap History

NO	CL	NAME	LAP TIME	TIME OF DAY	LAP	VEHICLE
701	GPX	ESCUADERIA BAIX EMPORDÀ <i>MARC GRUAU</i>	1:46.580	14:17:06.156	2	VORTEX 1.0
121	GPX	PHILIPPE BONNEL <i>SOLENN AMROUCHE</i>	1:46.075	14:17:09.448	2	VORTEX 2.0
199	GT Cup	VELOSO MOTORSPORT <i>JOSÉ BARROS</i>	1:45.554	14:17:38.979	2	PORSCHE 991.2 GT3 CUP
121	GPX	PHILIPPE BONNEL <i>SOLENN AMROUCHE</i>	1:42.883	14:18:52.332	3	VORTEX 2.0
122	GT Cup	GT CORSE <i>ALEJANDRO BARAMBIO</i>	1:41.047	14:19:00.586	3	PORSCHE 992 GT3 CUP
122	GT Cup	GT CORSE <i>ALEJANDRO BARAMBIO</i>	1:40.681	14:20:41.266	4	PORSCHE 992 GT3 CUP
113	GT Cup	BAPORO MOTORSPORT <i>JOAN VINYES</i>	1:40.640	14:20:59.374	3	PORSCHE 992 GT3 CUP
113	GT Cup	BAPORO MOTORSPORT <i>JOAN VINYES</i>	1:40.107	14:24:39.930	5	PORSCHE 992 GT3 CUP
113	GT Cup	BAPORO MOTORSPORT <i>JOAN VINYES</i>	1:39.935	14:26:19.865	6	PORSCHE 992 GT3 CUP

Flag History

TYPE	TIME OF DAY
GREEN	14:13:03.822
FINISH	14:28:05.067

Flag Statistics

TYPE	COUNT	TOTAL LAPS	TOTAL TIME
Green	1	9	18:09.368
Red	0	0	0.000
Safety Car	0	0	0.000
FCY	0	0	0.000

GT-CET CAMPEONATO DE ESPAÑA

Q1 - STATISTICS

CLASS : GT Cup

8 Starters

Fastest Lap History

NO	NAME	LAP TIME	TIME OF DAY	LAP	VEHICLE
122	GT CORSE <i>ALEJANDRO BARAMBIO</i>	1:47.798	14:17:19.538	2	PORSCHE 992 GT3 CUP
199	VELOSO MOTORSPORT <i>JOSÉ BARROS</i>	1:45.554	14:17:38.979	2	PORSCHE 991.2 GT3 CUP
122	GT CORSE <i>ALEJANDRO BARAMBIO</i>	1:41.047	14:19:00.586	3	PORSCHE 992 GT3 CUP
122	GT CORSE <i>ALEJANDRO BARAMBIO</i>	1:40.681	14:20:41.266	4	PORSCHE 992 GT3 CUP
113	BAPORO MOTORSPORT <i>JOAN VINYES</i>	1:40.640	14:20:59.374	3	PORSCHE 992 GT3 CUP
113	BAPORO MOTORSPORT <i>JOAN VINYES</i>	1:40.107	14:24:39.930	5	PORSCHE 992 GT3 CUP
113	BAPORO MOTORSPORT <i>JOAN VINYES</i>	1:39.935	14:26:19.865	6	PORSCHE 992 GT3 CUP

GT-CET CAMPEONATO DE ESPAÑA

Q1 - STATISTICS

CLASS : GPX

5 Starters

Fastest Lap History

NO	NAME	LAP TIME	TIME OF DAY	LAP	VEHICLE
701	ESCUADERIA BAIX EMPORDÀ <i>MARC GRUAU</i>	1:46.580	14:17:06.156	2	VORTEX 1.0
121	PHILIPPE BONNEL <i>SOLENN AMROUCHE</i>	1:46.075	14:17:09.448	2	VORTEX 2.0
121	PHILIPPE BONNEL <i>SOLENN AMROUCHE</i>	1:42.883	14:18:52.332	3	VORTEX 2.0
118	ESCUADERIA FARAON <i>ALVARO FONTES</i>	1:42.327	14:19:43.837	2	FERRARI 488 CH EVO
121	PHILIPPE BONNEL <i>SOLENN AMROUCHE</i>	1:42.060	14:20:34.391	4	VORTEX 2.0
118	ESCUADERIA FARAON <i>ALVARO FONTES</i>	1:41.692	14:21:25.530	3	FERRARI 488 CH EVO

GT-CET CAMPEONATO DE ESPAÑA

Q1 - STATISTICS

CLASS : GT4

5 Starters

Fastest Lap History

NO	NAME	LAP TIME	TIME OF DAY	LAP	VEHICLE
124	GT CORSE <i>MANUEL BERTOLIN</i>	1:46.894	14:17:21.647	2	BMW M4 GT4
124	GT CORSE <i>MANUEL BERTOLIN</i>	1:46.290	14:19:07.938	3	BMW M4 GT4
124	GT CORSE <i>MANUEL BERTOLIN</i>	1:46.267	14:20:54.205	4	BMW M4 GT4

GT-CET CAMPEONATO DE ESPAÑA

Q2 - CLASSIFICATION - PROVISIONAL

POS	NO	CL	PIC	TEAM / DRIVERS	CAR	TIME	ON	LAPS	GAP	DIFF	KPH
1	122	GT Cup	1	GT CORSE Alejandro BARAMBIO / Borja GARCIA	PORSCHE 992 GT3 CUP	1:38.134	3	3			143.23
2	135	GT Cup	2	RACAR MOTORSPORT Leandro MARTINS / Dieter SVEPES	PORSCHE 992 GT3 CUP	1:39.138	5	5	1.004	1.004	141.78
3	113	GT Cup	3	BAPORO MOTORSPORT Joan VINYES / Jaume FONT	PORSCHE 992 GT3 CUP	1:39.932	3	5	1.798	0.794	140.65
4	199	GT Cup	4	VELOSO MOTORSPORT José BARROS	PORSCHE 991.2 GT3 CUP	1:40.542	5	7	2.408	0.610	139.80
5	140	GT Cup	5	VELOSO MOTORSPORT Pedro MARREIROS / José MARREIROS	PORSCHE 992 GT3 CUP	1:40.962	7	8	2.828	0.420	139.22
6	100	GT Cup	6	ESCUDERIA FARAON Pablo BRAS / Fernando fernando GONZALEZ	PORSCHE 992 GT3 CUP	1:41.754	5	5	3.620	0.792	138.13
7	120	GPX	1	ESCUDERIA LA CORUÑA Jon AIZPURUA (JF)	KTM GT2	1:43.387	2	7	5.253	1.633	135.95
8	121	GPX	2	PHILIPPE BONNEL Solen AMROUCHE / Philippe BONNEL (JF)	VORTEX 2.0	1:43.431	5	8	5.297	0.044	135.89
9	701	GPX	3	ESCUDERIA BAIX EMPORDÁ Marc GRUAU / Alexander GRUAU	VORTEX 1.0	1:43.915	3	8	5.781	0.484	135.26
10	114	GT Cup	7	SKUALO COMPETICIÓN Van Hendrik VAN ZOEST (JF)	PORSCHE 991-1 GT3 CUP	1:44.851	3	9	6.717	0.936	134.05
11	112	GT Cup	8	ESCUDERIA FARAON Pedro LOURINHO / Miguel GOMEZ	PORSCHE 992 GT3 CUP	1:44.922	4	7	6.788	0.071	133.96
12	124	GT4	1	GT CORSE Manuel BERTOLIN	BMW M4 GT4	1:44.957	8	8	6.823	0.035	133.92
13	181	GT4	2	ESCUDERIA BAIX EMPORDÁ Jan SCHIDLOF (JF) / Francesc GUTIERREZ	MCLAREN ARTURA GT4	1:45.464	4	8	7.330	0.507	133.27
14	126	GT4	3	PCR SPORT CLUB ESPORTIU Vincenzo MARTINEZ (JF) / Josep PARERA (JF)	MERCEDES AMG GT4	1:47.418	4	5	9.284	1.954	130.85
15	125	GT4	4	MOTOR CLUB SABADELL Jordi FUSET / Lorenz MENDIETA (JF)	PORSCHE 718 GT4 RS Clubsport	1:48.276	5	5	10.142	0.858	129.81
16	118	GPX	4	ESCUDERIA FARAON Alvaro FONTES / Pedro SILVERO	FERRARI 488 CH EVO	1:49.063	5	5	10.929	0.787	128.88
17	133	GT4	5	ESCUDERIA LA CORUÑA Ángel SANTOS / Mikkel KRISTENSEN	LIGIER JS2R	1:49.934	6	6	11.800	0.871	127.86
18	101	GPX	5	PHILIPPE GRUAU Phillipe GRUAU (JF) / Joanna GRUAU	VORTEX 1.0		0	3			

Weather / Track : Bright / Dry

Date: 08/06/2024 Start: 14:33 Finish: 14:48

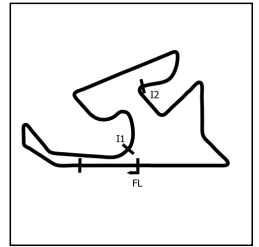
These results are provisional until the conclusion of any judicial and technical matters.

Circuito de Navarra: 3.904 km

Race Director:	Stewards:	Chief of Timing:	
----------------	-----------	------------------	---

GT-CET CAMPEONATO DE ESPAÑA

Q2 - SECTOR ANALYSIS



SECTOR 1 = FL to I1, SECTOR 2 = I1 to I2 SECTOR 3 = I2 to I3, SECTOR 4 = I3 to FL, DIFF = Difference To Personal Best Lap, P = Crossed Finish Line in Pit Lane, D = Time Disallowed

P1 122 GT Cup GT CORSE		PORSCHE 992 GT3 CUP						
IDEAL LAP TIME : 1:38.134		BEST LAP TIME : 1:38.134		DIFFERENCE : 0.000				
D1: Alejandro BARAMBIO		D2: Borja GARCIA						
LAP	SECTOR 1	SECTOR 2	SECTOR 3	SPEED TRAP	LAP TIME	KPH	DIFF	TIME OF DAY
1 - D2	OUTLAP	37.169	38.558	168.5	1:49.466	128.40	11.332	14:37:26.378
2 - D2	26.306	35.349	37.533	232.9	1:39.188 (2)	141.71	1.054	14:39:05.566
3 - D2	26.192	34.759	37.183	235.7	1:38.134 (1)	143.23		14:40:43.700

P2 135 GT Cup RACAR MOTORSPORT		PORSCHE 992 GT3 CUP						
IDEAL LAP TIME : 1:39.138		BEST LAP TIME : 1:39.138		DIFFERENCE : 0.000				
D1: Leandro MARTINS		D2: Dieter SVEPES						
LAP	SECTOR 1	SECTOR 2	SECTOR 3	SPEED TRAP	LAP TIME	KPH	DIFF	TIME OF DAY
1 - D2	OUTLAP	42.101	41.171	107.0	2:06.243	111.34	27.105	14:36:53.200
2 - D2	30.298	37.889	38.836	231.5	1:47.023	131.33	7.885	14:38:40.223
3 - D2	26.636	35.472	37.760	231.5	1:39.868 (2)	140.74	0.730	14:40:20.091
4 - D2	27.157	39.230	40.300	234.3	1:46.687 (3)	131.75	7.549	14:42:06.778
5 - D2	26.405	35.203	37.530	232.9	1:39.138 (1)	141.78		14:43:45.916

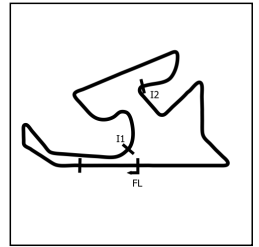
P3 113 GT Cup BAPORO MOTORSPORT		PORSCHE 992 GT3 CUP						
IDEAL LAP TIME : 1:39.896		BEST LAP TIME : 1:39.932		DIFFERENCE : 0.036				
D1: Joan VINYES		D2: Jaume FONT						
LAP	SECTOR 1	SECTOR 2	SECTOR 3	SPEED TRAP	LAP TIME	KPH	DIFF	TIME OF DAY
1 - D2	OUTLAP	40.594	40.977	165.0	1:58.701	118.41	18.769	14:37:02.213
2 - D2	26.715	36.274	38.200	232.9	1:41.189 (3)	138.91	1.257	14:38:43.402
3 - D2	26.653	35.622	37.657	234.3	1:39.932 (1)	140.65		14:40:23.334
4 - D2	29.031	44.725	42.643	234.3	1:56.399	120.75	16.467	14:42:19.733
5 - D2	26.662	35.586	37.792	232.9	1:40.040 (2)	140.50	0.108	14:43:59.773

P4 199 GT Cup VELOSO MOTORSPORT		PORSCHE 991.2 GT3 CUP						
IDEAL LAP TIME : 1:40.496		BEST LAP TIME : 1:40.542		DIFFERENCE : 0.046				
D1: José BARROS								
LAP	SECTOR 1	SECTOR 2	SECTOR 3	SPEED TRAP	LAP TIME	KPH	DIFF	TIME OF DAY
1 - D1	OUTLAP	43.570	45.105	106.1	2:11.282	107.06	30.740	14:36:14.545
2 - D1	32.338	41.501	38.302	184.1	1:52.141 (3)	125.34	11.599	14:38:06.686
3 - D1	27.316	35.965	IN PIT	237.1	3:05.932 P	75.59	1:25.390	14:41:12.618
4 - D1	OUTLAP	35.893	37.920	164.3	1:49.692	128.14	9.150	14:43:02.310
5 - D1	26.988	35.588	37.966	237.1	1:40.542 (1)	139.80		14:44:42.852
6 - D1	30.577	43.890	41.063	238.5	1:55.530	121.66	14.988	14:46:38.382
7 - D1	27.413	39.241	38.443	235.7	1:45.097 (2)	133.74	4.555	14:48:23.479

P5 140 GT Cup VELOSO MOTORSPORT		PORSCHE 992 GT3 CUP						
IDEAL LAP TIME : 1:40.863		BEST LAP TIME : 1:40.962		DIFFERENCE : 0.099				
D1: Pedro MARREIROS		D2: José MARREIROS						
LAP	SECTOR 1	SECTOR 2	SECTOR 3	SPEED TRAP	LAP TIME	KPH	DIFF	TIME OF DAY
1 - D2	OUTLAP	42.149	40.558	160.3	2:01.084	116.08	20.122	14:35:54.309
2 - D2	29.262	44.363	39.337	216.3	1:52.962	124.43	12.000	14:37:47.271
3 - D2	27.386	36.182	38.444	231.5	1:42.012 (3)	137.78	1.050	14:39:29.283
4 - D2	27.367	38.630	40.207	231.5	1:46.204	132.35	5.242	14:41:15.487
5 - D2	27.313	36.254	38.540	231.5	1:42.107	137.66	1.145	14:42:57.594
6 - D2	27.200	36.269	39.459	231.5	1:42.928	136.56	1.966	14:44:40.522
7 - D2	26.988	35.930	38.044	231.5	1:40.962 (1)	139.22		14:46:21.484
8 - D2	27.191	35.831	38.208	231.5	1:41.230 (2)	138.85	0.268	14:48:02.714

GT-CET CAMPEONATO DE ESPAÑA

Q2 - SECTOR ANALYSIS



SECTOR 1 = FL to I1, SECTOR 2 = I1 to I2 SECTOR 3 = I2 to I3, SECTOR 4 = I3 to FL, DIFF = Difference To Personal Best Lap, P = Crossed Finish Line in Pit Lane, D = Time Disallowed

P6 100 GT Cup ESCUDERIA FARAON		PORSCHE 992 GT3 CUP							
IDEAL LAP TIME : 1:41.721		BEST LAP TIME : 1:41.754		DIFFERENCE : 0.033					
D1: Pablo BRAS		D2: Fernando fernando GONZ/							
LAP	SECTOR 1	SECTOR 2	SECTOR 3	SPEED TRAP	LAP TIME	KPH	DIFF	TIME OF DAY	
1 - D2	OUTLAP	42.925	42.737	103.6	2:06.379	111.22	24.625	14:37:00.357	
2 - D2	27.497	36.819	44.100	230.2	1:48.416 (2)	129.65	6.662	14:38:48.773	
3 - D2	27.454	38.212	IN PIT	231.5	5:03.195 P	46.36	3:21.441	14:43:51.968	
4 - D2	OUTLAP	38.562	39.191	114.1	1:55.173	122.04	13.419	14:45:47.141	
5 - D2	27.202	36.153	38.399	230.2	1:41.754 (1)	138.13		14:47:28.895	

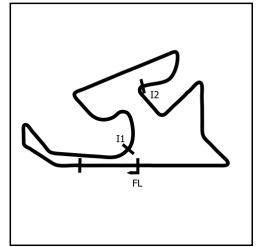
P7 120 GPX ESCUDERIA LA CORUÑA		KTM GT2							
IDEAL LAP TIME : 1:43.057		BEST LAP TIME : 1:43.387		DIFFERENCE : 0.330					
D1: Jon AIZPURUA									
LAP	SECTOR 1	SECTOR 2	SECTOR 3	SPEED TRAP	LAP TIME	KPH	DIFF	TIME OF DAY	
1 - D1	OUTLAP	41.360	40.053	130.2	1:56.914	120.22	13.527	14:37:44.298	
2 - D1	28.121	36.713	38.553	228.9	1:43.387 (1)	135.95		14:39:27.685	
3 - D1	27.791	38.595	38.947	230.2	1:45.333	133.44	1.946	14:41:13.018	
4 - D1	27.885	59.191	40.488	227.5	2:07.564	110.18	24.177	14:43:20.582	
5 - D1	27.944	37.082	38.920	231.5	1:43.946 (3)	135.22	0.559	14:45:04.528	
6 - D1	28.513	37.321	38.906	230.2	1:44.740	134.20	1.353	14:46:49.268	
7 - D1	27.937	37.005	38.824	230.2	1:43.766 (2)	135.46	0.379	14:48:33.034	

P8 121 GPX PHILIPPE BONNEL		VORTEX 2.0							
IDEAL LAP TIME : 1:43.238		BEST LAP TIME : 1:43.431		DIFFERENCE : 0.193					
D1: Solenn AMROUCHE D2: Philippe BONNEL									
LAP	SECTOR 1	SECTOR 2	SECTOR 3	SPEED TRAP	LAP TIME	KPH	DIFF	TIME OF DAY	
1 - D2	OUTLAP	39.064	39.867	130.2	1:59.307	117.81	15.876	14:35:25.069	
2 - D2	28.172	37.609	38.924	225.0	1:44.705	134.24	1.274	14:37:09.774	
3 - D2	28.016	37.101	38.945	231.5	1:44.062	135.07	0.631	14:38:53.836	
4 - D2	28.713	37.355	38.796	230.2	1:44.864	134.04	1.433	14:40:38.700	
5 - D2	27.857	36.768	38.806	231.5	1:43.431 (1)	135.89		14:42:22.131	
6 - D2	27.805	36.998	38.782	231.5	1:43.585 (2)	135.69	0.154	14:44:05.716	
7 - D2	28.084	36.864	39.008	230.2	1:43.956	135.21	0.525	14:45:49.672	
8 - D2	27.913	36.651	39.077	231.5	1:43.641 (3)	135.62	0.210	14:47:33.313	

P9 701 GPX ESCUDERIA BAIX EMPORDÀ		VORTEX 1.0							
IDEAL LAP TIME : 1:43.161		BEST LAP TIME : 1:43.915		DIFFERENCE : 0.754					
D1: Marc GRUAU D2: Alexander GRUAU									
LAP	SECTOR 1	SECTOR 2	SECTOR 3	SPEED TRAP	LAP TIME	KPH	DIFF	TIME OF DAY	
1 - D2	OUTLAP	39.552	39.845	128.9	2:00.902	116.26	16.987	14:35:27.840	
2 - D2	27.964	37.410	38.609	222.4	1:43.983 (2)	135.17	0.068	14:37:11.823	
3 - D2	27.735	37.070	39.110	225.0	1:43.915 (1)	135.26		14:38:55.738	
4 - D2	27.781	37.772	39.805	223.7	1:45.358	133.41	1.443	14:40:41.096	
5 - D2	27.645	36.907	39.460	225.0	1:44.012 (3)	135.14	0.097	14:42:25.108	
6 - D2	27.891	37.423	38.819	223.7	1:44.133	134.98	0.218	14:44:09.241	
7 - D2	28.127	38.032	39.090	225.0	1:45.249	133.55	1.334	14:45:54.490	
8 - D2	27.730	37.137	39.234	223.7	1:44.101	135.02	0.186	14:47:38.591	

GT-CET CAMPEONATO DE ESPAÑA

Q2 - SECTOR ANALYSIS



SECTOR 1 = FL to I1, SECTOR 2 = I1 to I2, SECTOR 3 = I2 to I3, SECTOR 4 = I3 to FL, DIFF = Difference To Personal Best Lap, P = Crossed Finish Line in Pit Lane, D = Time Disallowed

P10 114 GT Cup SKUALO COMPETICION				PORSCHE 991-1 GT3 CUP				
IDEAL LAP TIME : 1:44.271		BEST LAP TIME : 1:44.851		DIFFERENCE : 0.580				
D1: Van Hendrik VAN ZOEST								
LAP	SECTOR 1	SECTOR 2	SECTOR 3	SPEED TRAP	LAP TIME	KPH	DIFF	TIME OF DAY
1 - D1	OUTLAP	39.447	40.272	157.7	1:54.700	122.54	9.849	14:35:43.771
2 - D1	28.260	37.407	39.324	227.5	1:44.991 (2)	133.88	0.140	14:37:28.762
3 - D1	28.023	36.924	39.904	228.9	1:44.851 (1)	134.05		14:39:13.613
4 - D1	28.370	43.116	42.851	228.9	1:54.337	122.93	9.486	14:41:07.950
5 - D1	28.265	37.014	39.822	227.5	1:45.101 (3)	133.73	0.250	14:42:53.051
6 - D1	28.234	42.122	42.331	228.9	1:52.687	124.73	7.836	14:44:45.738
7 - D1	28.635	37.121	40.057	228.9	1:45.813	132.84	0.962	14:46:31.551
8 - D1	28.654	37.575	40.180	230.2	1:46.409	132.09	1.558	14:48:17.960
9 - D1	28.343	37.336	39.876	226.2	1:45.555	133.16	0.704	14:50:03.515

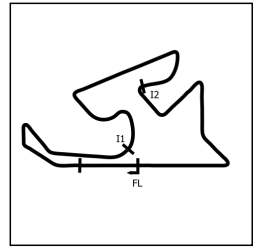
P11 112 GT Cup ESCUDERIA FARAON				PORSCHE 992 GT3 CUP				
IDEAL LAP TIME : 1:44.922		BEST LAP TIME : 1:44.922		DIFFERENCE : 0.000				
D1: Pedro LOURINHO D2: Miguel GOMEZ								
LAP	SECTOR 1	SECTOR 2	SECTOR 3	SPEED TRAP	LAP TIME	KPH	DIFF	TIME OF DAY
1 - D2	OUTLAP	44.547	43.185	145.5	2:07.633	110.12	22.711	14:36:05.876
2 - D2	31.130	39.789	40.868	198.0	1:51.787	125.74	6.865	14:37:57.663
3 - D2	28.806	37.325	39.390	231.5	1:45.521 (2)	133.20	0.599	14:39:43.184
4 - D2	28.455	37.109	39.358	231.5	1:44.922 (1)	133.96		14:41:28.106
5 - D2	28.531	37.796	41.046	230.2	1:47.373	130.91	2.451	14:43:15.479
6 - D2	28.898	37.840	39.485	230.2	1:46.223 (3)	132.32	1.301	14:45:01.702
7 - D2	30.852	42.680	43.888	191.3	1:57.420	119.70	12.498	14:46:59.122

P12 124 GT4 GT CORSE				BMW M4 GT4				
IDEAL LAP TIME : 1:44.842		BEST LAP TIME : 1:44.957		DIFFERENCE : 0.115				
D1: Manuel BERTOLIN								
LAP	SECTOR 1	SECTOR 2	SECTOR 3	SPEED TRAP	LAP TIME	KPH	DIFF	TIME OF DAY
1 - D1	OUTLAP	43.200	43.427	142.9	2:09.087	108.88	24.130	14:36:22.257
2 - D1	28.870	42.356	44.785	214.0	1:56.011	121.16	11.054	14:38:18.268
3 - D1	28.575	37.405	40.478	214.0	1:46.458	132.03	1.501	14:40:04.726
4 - D1	28.346	37.249	39.845	216.3	1:45.440 (2)	133.30	0.483	14:41:50.166
5 - D1	30.995	51.314	53.068	216.3	2:15.377	103.83	30.420	14:44:05.543
6 - D1	36.805	48.686	40.966	180.8	2:06.457	111.15	21.500	14:46:12.000
7 - D1	28.338	36.970	40.146	217.5	1:45.454 (3)	133.29	0.497	14:47:57.454
8 - D1	28.029	37.085	39.843	217.5	1:44.957 (1)	133.92		14:49:42.411

P13 181 GT4 ESCUDERIA BAIX EMPORDÀ				MCLAREN ARTURA GT4				
IDEAL LAP TIME : 1:45.416		BEST LAP TIME : 1:45.464		DIFFERENCE : 0.048				
D1: Jan SCHIDLOF D2: Francesc GUTIERREZ								
LAP	SECTOR 1	SECTOR 2	SECTOR 3	SPEED TRAP	LAP TIME	KPH	DIFF	TIME OF DAY
1 - D2	OUTLAP	43.786	IN PIT	116.1	2:33.314 P	91.68	47.850	14:36:52.543
2 - D2	OUTLAP	41.137	42.290	154.6	1:57.830	119.29	12.366	14:38:50.373
3 - D2	28.512	37.199	40.212	212.9	1:45.923	132.70	0.459	14:40:36.296
4 - D2	28.505	37.139	39.820	212.9	1:45.464 (1)	133.27		14:42:21.760
5 - D2	30.358	41.169	41.914	214.0	1:53.441	123.90	7.977	14:44:15.201
6 - D2	28.526	37.111	40.198	214.0	1:45.835 (3)	132.81	0.371	14:46:01.036
7 - D2	28.571	37.091	39.858	212.9	1:45.520 (2)	133.20	0.056	14:47:46.556
8 - D2	28.634	37.369	40.043	212.9	1:46.046	132.54	0.582	14:49:32.602

GT-CET CAMPEONATO DE ESPAÑA

Q2 - SECTOR ANALYSIS



SECTOR 1 = FL to I1, SECTOR 2 = I1 to I2, SECTOR 3 = I2 to I3, SECTOR 4 = I3 to FL, DIFF = Difference To Personal Best Lap, P = Crossed Finish Line in Pit Lane, D = Time Disallowed

P14 126 GT4		PCR SPORT CLUB ESPORTIU			MERCEDES AMG GT4			
IDEAL LAP TIME : 1:47.346		BEST LAP TIME : 1:47.418			DIFFERENCE : 0.072			
D1: Vincenzo MARTINEZ		D2: Josep PARERA						
LAP	SECTOR 1	SECTOR 2	SECTOR 3	SPEED TRAP	LAP TIME	KPH	DIFF	TIME OF DAY
1 - D2	OUTLAP	40.050	42.047	159.0	1:58.901	118.21	11.483	14:37:04.828
2 - D2	29.363	37.985	40.715	216.3	1:48.063 (3)	130.07	0.645	14:38:52.891
3 - D2	29.309	38.202	40.869	216.3	1:48.380	129.69	0.962	14:40:41.271
4 - D2	29.014	38.057	40.347	215.2	1:47.418 (1)	130.85		14:42:28.689
5 - D2	29.194	38.259	40.539	216.3	1:47.992 (2)	130.15	0.574	14:44:16.681

P15 125 GT4		MOTOR CLUB SABADELL			PORSCHE 718 GT4 RS Clubsport			
IDEAL LAP TIME : 1:48.276		BEST LAP TIME : 1:48.276			DIFFERENCE : 0.000			
D1: Jordi FUSET		D2: Lorenz MENDIETA						
LAP	SECTOR 1	SECTOR 2	SECTOR 3	SPEED TRAP	LAP TIME	KPH	DIFF	TIME OF DAY
1 - D2	OUTLAP	42.351	42.423	156.5	2:01.220	115.95	12.944	14:37:36.181
2 - D2	29.896	38.860	40.884	214.0	1:49.640 (2)	128.20	1.364	14:39:25.821
3 - D2	29.443	39.356	44.775	214.0	1:53.574	123.76	5.298	14:41:19.395
4 - D2	29.722	41.328	41.471	215.2	1:52.521 (3)	124.92	4.245	14:43:11.916
5 - D2	29.041	38.648	40.587	214.0	1:48.276 (1)	129.81		14:45:00.192

P16 118 GPX		ESCUDERIA FARAON			FERRARI 488 CH EVO			
IDEAL LAP TIME : 1:49.063		BEST LAP TIME : 1:49.063			DIFFERENCE : 0.000			
D1: Alvaro FONTES		D2: Pedro SILVERO						
LAP	SECTOR 1	SECTOR 2	SECTOR 3	SPEED TRAP	LAP TIME	KPH	DIFF	TIME OF DAY
1 - D2	OUTLAP	44.108	43.423	135.6	2:08.946	109.00	19.883	14:36:35.946
2 - D2	30.856	39.687	40.529	207.3	1:51.072	126.55	2.009	14:38:27.018
3 - D2	30.057	39.642	40.611	208.4	1:50.310 (2)	127.42	1.247	14:40:17.328
4 - D2	30.472	40.055	40.170	202.0	1:50.697 (3)	126.97	1.634	14:42:08.025
5 - D2	29.857	39.130	40.076	206.2	1:49.063 (1)	128.88		14:43:57.088

P17 133 GT4		ESCUDERIA LA CORUÑA			LIGIER JS2R			
IDEAL LAP TIME : 1:49.137		BEST LAP TIME : 1:49.934			DIFFERENCE : 0.797			
D1: Ángel SANTOS		D2: Mikkel KRISTENSEN						
LAP	SECTOR 1	SECTOR 2	SECTOR 3	SPEED TRAP	LAP TIME	KPH	DIFF	TIME OF DAY
1 - D2	OUTLAP	40.336	41.779	133.3	2:04.742	112.68	14.808	14:38:01.498
2 - D2	29.505	38.770	IN PIT	205.1	4:34.542 P	51.19	2:44.608	14:42:36.040
3 - D2	OUTLAP	41.945	42.287	81.6	2:04.068	113.29	14.134	14:44:40.108
4 - D2	29.979	39.029	40.970	198.9	1:49.978 (2)	127.80	0.044	14:46:30.086
5 - D2	29.712	40.052	41.030	205.1	1:50.794 (3)	126.86	0.860	14:48:20.880
6 - D2	30.302	38.730	40.902	205.1	1:49.934 (1)	127.86		14:50:10.814

P18 101 GPX		PHILIPPE GRUAU			VORTEX 1.0			
IDEAL LAP TIME : 1:47.224		BEST LAP TIME :			DIFFERENCE :			
D1: Phillipe GRUAU		D2: Joanna GRUAU						
LAP	SECTOR 1	SECTOR 2	SECTOR 3	SPEED TRAP	LAP TIME	KPH	DIFF	TIME OF DAY
1 - D2	OUTLAP	40.837	40.306	110.6	2:07.744	110.03		14:35:29.274
2 - D2	28.525	1:16.302	IN PIT	225.0	5:16.740 P	44.37		14:40:46.014
3 - D2	OUTLAP	38.393	40.465	137.9	1:55.417	121.78		14:42:41.431

GT-CET CAMPEONATO DE ESPAÑA

Q2 - BEST SECTORS

SECTOR 1			SECTOR 2			SECTOR 3			IDEAL / BEST COMPARISON						
POS	NO	NAME	TIME	NO	NAME	TIME	NO	NAME	TIME	POS	NO	NAME	IDEAL	BEST	DIFF
													PERFECT LAP	1:38.134	
1	122	GT CORSE	26.192	122	GT CORSE	34.759	122	GT CORSE	37.183	1	122	GT CORSE	1:38.134	1:38.134	0.000
2	135	RACAR MOTORSPC	26.405	135	RACAR MOTORSPC	35.203	135	RACAR MOTORSPC	37.530	2	135	RACAR MOTORSPC	1:39.138	1:39.138	0.000
3	113	BAPORO MOTORSI	26.653	113	BAPORO MOTORSI	35.586	113	BAPORO MOTORSI	37.657	3	113	BAPORO MOTORSPC	1:39.896	1:39.932	0.036
4	199	VELOSO MOTORSF	26.988	199	VELOSO MOTORSF	35.588	199	VELOSO MOTORSF	37.920	4	199	VELOSO MOTORSPC	1:40.496	1:40.542	0.046
5	140	VELOSO MOTORSF	26.988	140	VELOSO MOTORSF	35.831	140	VELOSO MOTORSF	38.044	5	140	VELOSO MOTORSPC	1:40.863	1:40.962	0.099
6	100	ESCUADERIA FARAC	27.169	100	ESCUADERIA FARAC	36.153	100	ESCUADERIA FARAC	38.399	6	100	ESCUADERIA FARAON	1:41.721	1:41.754	0.033
7	701	ESCUADERIA BAIX E	27.645	121	PHILIPPE BONNEL	36.651	120	ESCUADERIA LA CO	38.553	7	120	ESCUADERIA LA CORI	1:43.057	1:43.387	0.330
8	120	ESCUADERIA LA CO	27.791	120	ESCUADERIA LA CO	36.713	701	ESCUADERIA BAIX E	38.609	8	701	ESCUADERIA BAIX EM	1:43.161	1:43.915	0.754
9	121	PHILIPPE BONNEL	27.805	701	ESCUADERIA BAIX E	36.907	121	PHILIPPE BONNEL	38.782	9	121	PHILIPPE BONNEL	1:43.238	1:43.431	0.193
10	114	SKUALO COMPETIK	28.023	114	SKUALO COMPETIK	36.924	114	SKUALO COMPETIK	39.324	10	114	SKUALO COMPETICI	1:44.271	1:44.851	0.580
11	124	GT CORSE	28.029	124	GT CORSE	36.970	112	ESCUADERIA FARAC	39.358	11	124	GT CORSE	1:44.842	1:44.957	0.115
12	112	ESCUADERIA FARAC	28.455	181	ESCUADERIA BAIX E	37.091	181	ESCUADERIA BAIX E	39.820	12	112	ESCUADERIA FARAON	1:44.922	1:44.922	0.000
13	181	ESCUADERIA BAIX E	28.505	112	ESCUADERIA FARAC	37.109	124	GT CORSE	39.843	13	181	ESCUADERIA BAIX EM	1:45.416	1:45.464	0.048
14	101	PHILIPPE GRUAU	28.525	126	PCR SPORT CLUB	37.985	118	ESCUADERIA FARAC	40.076	14	101	PHILIPPE GRUAU	1:47.224		
15	126	PCR SPORT CLUB	29.014	101	PHILIPPE GRUAU	38.393	101	PHILIPPE GRUAU	40.306	15	126	PCR SPORT CLUB E	1:47.346	1:47.418	0.072
16	125	MOTOR CLUB SAB	29.041	125	MOTOR CLUB SAB	38.648	126	PCR SPORT CLUB	40.347	16	125	MOTOR CLUB SABAI	1:48.276	1:48.276	0.000
17	133	ESCUADERIA LA CO	29.505	133	ESCUADERIA LA CO	38.730	125	MOTOR CLUB SAB	40.587	17	118	ESCUADERIA FARAON	1:49.063	1:49.063	0.000
18	118	ESCUADERIA FARAC	29.857	118	ESCUADERIA FARAC	39.130	133	ESCUADERIA LA CO	40.902	18	133	ESCUADERIA LA CORI	1:49.137	1:49.934	0.797

GT-CET CAMPEONATO DE ESPAÑA

Q2 - BEST SPEEDS

POS	NO	NAME	VMAX	KPH
1	199	VELOSO MOTORSPORT		238.5
2	122	GT CORSE		235.7
3	135	RACAR MOTORSPORT		234.3
4	113	BAPORO MOTORSPORT		234.3
5	140	VELOSO MOTORSPORT		231.5
6	100	ESCUADERIA FARAON		231.5
7	120	ESCUADERIA LA CORUÑA		231.5
8	121	PHILIPPE BONNEL		231.5
9	112	ESCUADERIA FARAON		231.5
10	114	SKUALO COMPETICIÓN		230.2
11	701	ESCUADERIA BAIX EMPORDÀ		225.0
12	101	PHILIPPE GRUAU		225.0
13	124	GT CORSE		217.5
14	126	PCR SPORT CLUB ESPORTIU		216.3
15	125	MOTOR CLUB SABADELL		215.2
16	181	ESCUADERIA BAIX EMPORDÀ		214.0
17	118	ESCUADERIA FARAON		208.4
18	133	ESCUADERIA LA CORUÑA		205.1

GT-CET CAMPEONATO DE ESPAÑA

Q2 - STATISTICS

Competitors Started	18
Planned Start	2024-06-08 @ 14:25:00.000
Actual Start	2024-06-08 @ 14:33:21.529
Finish Time	2024-06-08 @ 14:48:22.178
Track Length	3.904km
Total Laps	112
Total Distance Covered	437.304km

Session Fastest Lap History

NO	CL	NAME	LAP TIME	TIME OF DAY	LAP	VEHICLE
121	GPX	PHILIPPE BONNEL <i>PHILIPPE BONNEL</i>	1:44.705	14:37:09.775	2	VORTEX 2.0
701	GPX	ESCUDERIA BAIX EMPORDÁ <i>ALEXANDER GRUAU</i>	1:43.983	14:37:11.820	2	VORTEX 1.0
113	GT Cup	BAPORO MOTORSPORT <i>JAUME FONT</i>	1:41.189	14:38:43.409	2	PORSCHE 992 GT3 CUP
122	GT Cup	GT CORSE <i>BORJA GARCIA</i>	1:39.188	14:39:05.564	2	PORSCHE 992 GT3 CUP
122	GT Cup	GT CORSE <i>BORJA GARCIA</i>	1:38.134	14:40:43.698	3	PORSCHE 992 GT3 CUP

Flag History

TYPE	TIME OF DAY
GREEN	14:33:21.529
FINISH	14:48:22.178

Flag Statistics

TYPE	COUNT	TOTAL LAPS	TOTAL TIME
Green	1	9	19:04.077
Red	0	0	0.000
Safety Car	0	0	0.000
FCY	0	0	0.000

GT-CET CAMPEONATO DE ESPAÑA

Q2 - STATISTICS

CLASS : GT Cup

8 Starters

Fastest Lap History

NO	NAME	LAP TIME	TIME OF DAY	LAP	VEHICLE
114	SKUALO COMPETICIÓN <i>HENDRIK VAN ZOEST</i>	1:44.991	14:37:28.770	2	PORSCHE 991-1 GT3 CUP
113	BAPORO MOTORSPORT <i>JAUME FONT</i>	1:41.189	14:38:43.409	2	PORSCHE 992 GT3 CUP
122	GT CORSE <i>BORJA GARCIA</i>	1:39.188	14:39:05.564	2	PORSCHE 992 GT3 CUP
122	GT CORSE <i>BORJA GARCIA</i>	1:38.134	14:40:43.698	3	PORSCHE 992 GT3 CUP

GT-CET CAMPEONATO DE ESPAÑA

Q2 - STATISTICS

CLASS : GPX

5 Starters

Fastest Lap History

NO	NAME	LAP TIME	TIME OF DAY	LAP	VEHICLE
121	PHILIPPE BONNEL <i>PHILIPPE BONNEL</i>	1:44.705	14:37:09.775	2	VORTEX 2.0
701	ESCUDERIA BAIX EMPORDÀ <i>ALEXANDER GRUAU</i>	1:43.983	14:37:11.820	2	VORTEX 1.0
701	ESCUDERIA BAIX EMPORDÀ <i>ALEXANDER GRUAU</i>	1:43.915	14:38:55.736	3	VORTEX 1.0
120	ESCUDERIA LA CORUÑA <i>JON AIZPURUA</i>	1:43.387	14:39:27.687	2	KTM GT2

GT-CET CAMPEONATO DE ESPAÑA

Q2 - STATISTICS

CLASS : GT4

5 Starters

Fastest Lap History

NO	NAME	LAP TIME	TIME OF DAY	LAP	VEHICLE
124	GT CORSE <i>MANUEL BERTOLIN</i>	1:56.011	14:38:18.272	2	BMW M4 GT4
126	PCR SPORT CLUB ESPORTIU <i>JOSEP PARERA</i>	1:48.063	14:38:52.891	2	MERCEDES AMG GT4
124	GT CORSE <i>MANUEL BERTOLIN</i>	1:46.458	14:40:04.732	3	BMW M4 GT4
181	ESCUDERIA BAIX EMPORDÀ <i>FRANCESC GUTIERREZ</i>	1:45.923	14:40:36.306	3	MCLAREN ARTURA GT4
124	GT CORSE <i>MANUEL BERTOLIN</i>	1:45.440	14:41:50.171	4	BMW M4 GT4
124	GT CORSE <i>MANUEL BERTOLIN</i>	1:44.957	14:49:42.416	8	BMW M4 GT4

GT-CET CAMPEONATO DE ESPAÑA

Q3 - CLASSIFICATION - PROVISIONAL

POS	NO	CL	PIC	TEAM / DRIVERS	CAR	TIME	ON	LAPS	GAP	DIFF	KPH
1	6	D1	1	RX PRO RACING Manuel CANIZARES (JR) / Marcos MENKES (JR)	PEUGEOT 308 RACING CUP	1:49.947	8	8			127.84
2	13	Clase 1	1	BAPORO MOTORSPORT Joan VINYES (JR)	CUPRA TCR DSG	1:51.300	6	6	1.353	1.353	126.29
3	36	D1	2	UCAV RACING Carlos ALVAERZ (JF) / Jose SANTOS	SEAT LEON SUPERCOPA MK2	1:53.323	5	5	3.376	2.023	124.03
4	15	D1	3	LURAUTO K.K. Asier GOROSTOZIA (JF) / Luis CHILLIDA (JF)	BMW 240 I	1:53.888	7	7	3.941	0.565	123.42
5	66	D3	1	MOTOR CLUB SABADELL Laurent PUITGMAL / Damien FREDA	RENAULT CLIO CUP IV	1:57.022	4	4	7.075	3.134	120.11
6	40	D3	2	MOTOR CLUB SABADELL Jose MAROTO	RENAULT CLIO CUP IV	1:58.044	4	5	8.097	1.022	119.07
7	9	D3	3	BALBOR MOTORSPORT C.A. Jose ALBORS (JF) / German LOPEZ	RENAULT CLIO CUP IV	1:58.519	4	6	8.572	0.475	118.59
8	18	D3	4	C.D.PLEMAR SPORT Jose LOPEZ (JF) / Alvaro RODRIGUEZ	RENAULT CLIO CUP IV	1:58.793	6	7	8.846	0.274	118.32
9	45	D3	5	MOTOR CLUB SABADELL Oscar VERGARA / David GARCIA	RENAULT CLIO CUP IV	1:59.148	6	7	9.201	0.355	117.97

Weather / Track : Bright / Dry

These results are provisional until the conclusion of any judicial and technical matters.

Date: 08/06/2024 Start: 14:53 Finish: 15:08
Circuito de Navarra: 3.904 km

Race Director:

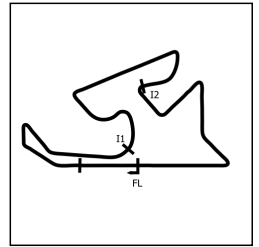
Stewards:

Chief of Timing:



GT-CET CAMPEONATO DE ESPAÑA

Q3 - SECTOR ANALYSIS



SECTOR 1 = FL to I1, SECTOR 2 = I1 to I2, SECTOR 3 = I2 to I3, SECTOR 4 = I3 to FL, DIFF = Difference To Personal Best Lap, P = Crossed Finish Line in Pit Lane, D = Time Disallowed

P1		6 D1		RX PRO RACING		PEUGEOT 308 RACING CUP			
IDEAL LAP TIME : 1:49.648		BEST LAP TIME : 1:49.947		DIFFERENCE : 0.299					
D1: Manuel CANIZARES		D2: Marcos MENKES							
LAP	SECTOR 1	SECTOR 2	SECTOR 3	SPEED TRAP	LAP TIME	KPH	DIFF	TIME OF DAY	
1 - D1	OUTLAP	44.125	44.049	108.1	2:09.064	108.90	19.117	14:55:39.647	
2 - D1	30.510	39.307	41.554	200.0	1:51.371	126.21	1.424	14:57:31.018	
3 - D1	37.630	48.767	45.279	201.0	2:11.676	106.74	21.729	14:59:42.694	
4 - D1	29.724	38.697	41.637	200.0	1:50.058 (2)	127.71	0.111	15:01:32.752	
5 - D1	30.007	38.854	41.676	198.9	1:50.537	127.16	0.590	15:03:23.289	
6 - D1	30.068	38.626	41.831	198.9	1:50.525	127.17	0.578	15:05:13.814	
7 - D1	30.256	38.644	41.421	198.0	1:50.321 (3)	127.41	0.374	15:07:04.135	
8 - D1	29.750	38.899	41.298	200.0	1:49.947 (1)	127.84		15:08:54.082	

P2		13 Clase 1		BAPORO MOTORSPORT		CUPRA TCR DSG			
IDEAL LAP TIME : 1:51.300		BEST LAP TIME : 1:51.300		DIFFERENCE : 0.000					
D1: Joan VINYES									
LAP	SECTOR 1	SECTOR 2	SECTOR 3	SPEED TRAP	LAP TIME	KPH	DIFF	TIME OF DAY	
1 - D1	OUTLAP	48.673	IN PIT	124.9	4:03.709 P	57.67	2:12.409	14:57:25.530	
2 - D1	OUTLAP	44.160	46.269	144.5	2:13.116	105.59	21.816	14:59:38.646	
3 - D1	35.896	43.608	45.133	206.2	2:04.637	112.77	13.337	15:01:43.283	
4 - D1	30.614	40.139	42.040	208.4	1:52.793 (2)	124.61	1.493	15:03:36.076	
5 - D1	30.726	40.063	42.074	207.3	1:52.863 (3)	124.54	1.563	15:05:28.939	
6 - D1	30.270	39.388	41.642	206.2	1:51.300 (1)	126.29		15:07:20.239	

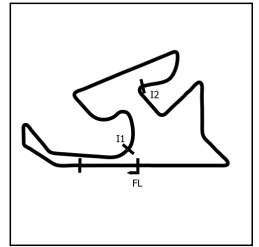
P3		36 D1		UCAV RACING		SEAT LEON SUPERCOPA MK2			
IDEAL LAP TIME : 1:52.623		BEST LAP TIME : 1:53.323		DIFFERENCE : 0.700					
D1: Carlos ALVAERZ									
D2: Jose SANTOS									
LAP	SECTOR 1	SECTOR 2	SECTOR 3	SPEED TRAP	LAP TIME	KPH	DIFF	TIME OF DAY	
1 - D1	OUTLAP	1:03.088	47.835	124.1	2:33.357	91.65	40.034	14:56:01.362	
2 - D1	33.205	41.063	54.979	174.4	2:09.247	108.75	15.924	14:58:10.609	
3 - D1	31.604	40.345	42.156	194.1	1:54.105 (2)	123.18	0.782	15:00:04.714	
4 - D1	37.309	47.451	43.008	186.7	2:07.768 (3)	110.01	14.445	15:02:12.482	
5 - D1	31.165	39.396	42.762	191.3	1:53.323 (1)	124.03		15:04:05.805	

P4		15 D1		LURAUTO K.K.		BMW 240 I			
IDEAL LAP TIME : 1:53.753		BEST LAP TIME : 1:53.888		DIFFERENCE : 0.135					
D1: Asier GOROSTOZIA									
D2: Luis CHILLIDA									
LAP	SECTOR 1	SECTOR 2	SECTOR 3	SPEED TRAP	LAP TIME	KPH	DIFF	TIME OF DAY	
1 - D1	OUTLAP	43.731	46.234	122.6	2:14.885	104.20	20.997	14:55:22.853	
2 - D1	32.375	42.944	45.981	180.0	2:01.300	115.87	7.412	14:57:24.153	
3 - D1	30.753	40.239	43.243	195.0	1:54.235 (2)	123.04	0.347	14:59:18.388	
4 - D1	37.652	51.144	49.793	148.8	2:18.589	101.42	24.701	15:01:36.977	
5 - D1	30.659	40.131	43.810	198.0	1:54.600 (3)	122.65	0.712	15:03:31.577	
6 - D1	40.088	50.447	46.931	160.9	2:17.466	102.25	23.578	15:05:49.043	
7 - D1	30.794	39.988	43.106	196.0	1:53.888 (1)	123.42		15:07:42.931	

P5		66 D3		MOTOR CLUB SABADELL		RENAULT CLIO CUP IV			
IDEAL LAP TIME : 1:56.819		BEST LAP TIME : 1:57.022		DIFFERENCE : 0.203					
D1: Laurent PUITGMAL									
D2: Damien FREDA									
LAP	SECTOR 1	SECTOR 2	SECTOR 3	SPEED TRAP	LAP TIME	KPH	DIFF	TIME OF DAY	
1 - D1	OUTLAP	44.985	52.096	138.9	2:18.874	101.21	21.852	14:56:22.454	
2 - D1	32.583	42.001	44.360	182.4	1:58.944 (3)	118.17	1.922	14:58:21.398	
3 - D1	32.374	40.947	43.900	182.4	1:57.221 (2)	119.91	0.199	15:00:18.619	
4 - D1	32.284	41.043	43.695	183.3	1:57.022 (1)	120.11		15:02:15.641	

GT-CET CAMPEONATO DE ESPAÑA

Q3 - SECTOR ANALYSIS



SECTOR 1 = FL to I1, SECTOR 2 = I1 to I2 SECTOR 3 = I2 to I3, SECTOR 4 = I3 to FL, DIFF = Difference To Personal Best Lap, P = Crossed Finish Line in Pit Lane, D = Time Disallowed

P6	40 D3	MOTOR CLUB SABADELL	RENAULT CLIO CUP IV					
IDEAL LAP TIME : 1:58.044		BEST LAP TIME : 1:58.044		DIFFERENCE : 0.000				
D1: Jose MAROTO								
LAP	SECTOR 1	SECTOR 2	SECTOR 3	SPEED TRAP	LAP TIME	KPH	DIFF	TIME OF DAY

1 - D1	OUTLAP	49.263	49.124	123.7	2:25.714	96.46	27.670	14:55:52.211
2 - D1	35.208	47.087	47.931	179.1	2:10.226	107.93	12.182	14:58:02.437
3 - D1	32.727	41.500	44.418	180.8	1:58.645 (2)	118.47	0.601	15:00:01.082
4 - D1	32.444	41.247	44.353	181.6	1:58.044 (1)	119.07		15:01:59.126
5 - D1	32.576	41.853	44.603	184.1	1:59.032 (3)	118.08	0.988	15:03:58.158

P7	9 D3	BALBOR MOTORSPORT C.A.	RENAULT CLIO CUP IV					
IDEAL LAP TIME : 1:58.352		BEST LAP TIME : 1:58.519		DIFFERENCE : 0.167				
D1: Jose ALBORS D2: German LOPEZ								
LAP	SECTOR 1	SECTOR 2	SECTOR 3	SPEED TRAP	LAP TIME	KPH	DIFF	TIME OF DAY

1 - D1	OUTLAP	45.939	47.448	124.9	2:13.970	104.92	15.451	14:56:03.441
2 - D1	32.751	42.388	44.284	184.1	1:59.423 (2)	117.70	0.904	14:58:02.864
3 - D1	34.351	42.675	44.101	158.4	2:01.127	116.04	2.608	15:00:03.991
4 - D1	32.574	41.677	44.268	184.1	1:58.519 (1)	118.59		15:02:02.510
5 - D1	32.913	42.175	44.964	185.9	2:00.052 (3)	117.08	1.533	15:04:02.562
6 - D1	33.029	42.849	44.388	183.3	2:00.266	116.87	1.747	15:06:02.828

P8	18 D3	C.D.PLEMAR SPORT	RENAULT CLIO CUP IV					
IDEAL LAP TIME : 1:58.575		BEST LAP TIME : 1:58.793		DIFFERENCE : 0.218				
D1: Jose LOPEZ D2: Alvaro RODRIGUEZ								
LAP	SECTOR 1	SECTOR 2	SECTOR 3	SPEED TRAP	LAP TIME	KPH	DIFF	TIME OF DAY

1 - D1	OUTLAP	46.804	47.249	101.5	2:18.974	101.14	20.181	14:55:56.510
2 - D1	33.753	43.003	45.378	176.0	2:02.134	115.08	3.341	14:57:58.644
3 - D1	33.203	42.301	44.570	183.3	2:00.074	117.06	1.281	14:59:58.718
4 - D1	33.085	41.806	44.647	183.3	1:59.538	117.58	0.745	15:01:58.256
5 - D1	32.807	41.725	44.853	185.0	1:59.385 (3)	117.73	0.592	15:03:57.641
6 - D1	32.745	41.690	44.358	184.1	1:58.793 (1)	118.32		15:05:56.434
7 - D1	32.703	41.514	44.704	185.9	1:58.921 (2)	118.19	0.128	15:07:55.355

P9	45 D3	MOTOR CLUB SABADELL	RENAULT CLIO CUP IV					
IDEAL LAP TIME : 1:59.130		BEST LAP TIME : 1:59.148		DIFFERENCE : 0.018				
D1: Oscar VERGARA D2: David GARCIA								
LAP	SECTOR 1	SECTOR 2	SECTOR 3	SPEED TRAP	LAP TIME	KPH	DIFF	TIME OF DAY

1 - D1	OUTLAP	46.813	47.223	104.2	2:16.952	102.63	17.804	14:55:55.054
2 - D1	33.121	42.734	45.540	181.6	2:01.395	115.78	2.247	14:57:56.449
3 - D1	33.094	42.301	45.087	180.0	2:00.482	116.66	1.334	14:59:56.931
4 - D1	32.898	42.130	44.998	180.8	2:00.026	117.10	0.878	15:01:56.957
5 - D1	32.713	41.788	44.972	181.6	1:59.473 (3)	117.65	0.325	15:03:56.430
6 - D1	32.573	41.785	44.790	180.8	1:59.148 (1)	117.97		15:05:55.578
7 - D1	32.570	41.770	45.019	182.4	1:59.359 (2)	117.76	0.211	15:07:54.937

GT-CET CAMPEONATO DE ESPAÑA

Q3 - BEST SECTORS

SECTOR 1			SECTOR 2			SECTOR 3			IDEAL / BEST COMPARISON						
POS	NO	NAME	TIME	NO	NAME	TIME	NO	NAME	TIME	POS	NO	NAME	IDEAL	BEST	DIFF
													PERFECT LAP	1:49.648	
1	6	RX PRO RACING	29.724	6	RX PRO RACING	38.626	6	RX PRO RACING	41.298	1	6	RX PRO RACING	1:49.648	1:49.947	0.299
2	13	BAPORO MOTORSI	30.270	13	BAPORO MOTORSI	39.388	13	BAPORO MOTORSI	41.642	2	13	BAPORO MOTORSPC	1:51.300	1:51.300	0.000
3	15	LURAUTO K.K.	30.659	36	UCAV RACING	39.396	36	UCAV RACING	42.156	3	36	UCAV RACING	1:52.623	1:53.323	0.700
4	36	UCAV RACING	31.071	15	LURAUTO K.K.	39.988	15	LURAUTO K.K.	43.106	4	15	LURAUTO K.K.	1:53.753	1:53.888	0.135
5	66	MOTOR CLUB SAB,	32.177	66	MOTOR CLUB SAB,	40.947	66	MOTOR CLUB SAB,	43.695	5	66	MOTOR CLUB SABAI	1:56.819	1:57.022	0.203
6	40	MOTOR CLUB SAB,	32.444	40	MOTOR CLUB SAB,	41.247	9	BALBOR MOTORSF	44.101	6	40	MOTOR CLUB SABAI	1:58.044	1:58.044	0.000
7	45	MOTOR CLUB SAB,	32.570	18	C.D.PLEMAR SPOR	41.514	40	MOTOR CLUB SAB,	44.353	7	9	BALBOR MOTORSPC	1:58.352	1:58.519	0.167
8	9	BALBOR MOTORSF	32.574	9	BALBOR MOTORSF	41.677	18	C.D.PLEMAR SPOR	44.358	8	18	C.D.PLEMAR SPORT	1:58.575	1:58.793	0.218
9	18	C.D.PLEMAR SPOR	32.703	45	MOTOR CLUB SAB,	41.770	45	MOTOR CLUB SAB,	44.790	9	45	MOTOR CLUB SABAI	1:59.130	1:59.148	0.018

GT-CET CAMPEONATO DE ESPAÑA

Q3 - BEST SPEEDS

POS	NO	NAME	VMAX	KPH
1	13	BAPORO MOTORSPORT		208.4
2	6	RX PRO RACING		201.0
3	15	LURAUTO K.K.		198.0
4	36	UCAV RACING		194.1
5	9	BALBOR MOTORSPORT C.A.		185.9
6	18	C.D.PLEMAR SPORT		185.9
7	66	MOTOR CLUB SABADELL		184.1
8	40	MOTOR CLUB SABADELL		184.1
9	45	MOTOR CLUB SABADELL		182.4

GT-CET CAMPEONATO DE ESPAÑA

Q3 - STATISTICS

Competitors Started	9
Planned Start	2024-06-08 @ 14:45:00.000
Actual Start	2024-06-08 @ 14:53:02.871
Finish Time	2024-06-08 @ 15:08:04.316
Track Length	3.904km
Total Laps	55
Total Distance Covered	214.747km

Session Fastest Lap History

NO	CL	NAME	LAP TIME	TIME OF DAY	LAP	VEHICLE
15	D1	LURAUTO K.K. <i>ASIER GOROSTOZIA</i>	2:01.300	14:57:24.156	2	BMW 240 I
6	D1	RX PRO RACING <i>MANUEL CANIZARES</i>	1:51.371	14:57:31.016	2	PEUGEOT 308 RACING CUP
6	D1	RX PRO RACING <i>MANUEL CANIZARES</i>	1:50.058	15:01:32.750	4	PEUGEOT 308 RACING CUP
6	D1	RX PRO RACING <i>MANUEL CANIZARES</i>	1:49.947	15:08:54.080	8	PEUGEOT 308 RACING CUP

Flag History

TYPE	TIME OF DAY
GREEN	14:53:02.871
FINISH	15:08:04.316

Flag Statistics

TYPE	COUNT	TOTAL LAPS	TOTAL TIME
Green	1	8	17:13.041
Red	0	0	0.000
Safety Car	0	0	0.000
FCY	0	0	0.000

GT-CET CAMPEONATO DE ESPAÑA

Q3 - STATISTICS

CLASS : D1

3 Starters

Fastest Lap History

NO	NAME	LAP TIME	TIME OF DAY	LAP	VEHICLE
15	LURAUTO K.K. <i>ASIER GOROSTOZIA</i>	2:01.300	14:57:24.156	2	BMW 240 I
6	RX PRO RACING <i>MANUEL CANIZARES</i>	1:51.371	14:57:31.016	2	PEUGEOT 308 RACING CUP
6	RX PRO RACING <i>MANUEL CANIZARES</i>	1:50.058	15:01:32.750	4	PEUGEOT 308 RACING CUP
6	RX PRO RACING <i>MANUEL CANIZARES</i>	1:49.947	15:08:54.080	8	PEUGEOT 308 RACING CUP

GT-CET CAMPEONATO DE ESPAÑA

Q3 - STATISTICS

CLASS : D3

5 Starters

Fastest Lap History

NO	NAME	LAP TIME	TIME OF DAY	LAP	VEHICLE
45	MOTOR CLUB SABADELL <i>OSCAR VERGARA</i>	2:01.395	14:57:56.447	2	RENAULT CLIO CUP IV
9	BALBOR MOTORSPORT C.A. <i>JOSE ALBORS</i>	1:59.423	14:58:02.866	2	RENAULT CLIO CUP IV
66	MOTOR CLUB SABADELL <i>LAURENT PUITGMAL</i>	1:58.944	14:58:21.396	2	RENAULT CLIO CUP IV
40	MOTOR CLUB SABADELL <i>JOSE MAROTO</i>	1:58.645	15:00:01.083	3	RENAULT CLIO CUP IV
66	MOTOR CLUB SABADELL <i>LAURENT PUITGMAL</i>	1:57.221	15:00:18.617	3	RENAULT CLIO CUP IV
66	MOTOR CLUB SABADELL <i>LAURENT PUITGMAL</i>	1:57.022	15:02:15.640	4	RENAULT CLIO CUP IV

GT-CET CAMPEONATO DE ESPAÑA

Q3 - STATISTICS

CLASS : Clase 1

1 Starters

Fastest Lap History

NO	NAME	LAP TIME	TIME OF DAY	LAP	VEHICLE
13	BAPORO MOTORSPORT <i>JOAN VINYES</i>	2:04.637	15:01:43.282	3	CUPRA TCR DSG
13	BAPORO MOTORSPORT <i>JOAN VINYES</i>	1:52.793	15:03:36.075	4	CUPRA TCR DSG
13	BAPORO MOTORSPORT <i>JOAN VINYES</i>	1:51.300	15:07:20.238	6	CUPRA TCR DSG

GT-CET CAMPEONATO DE ESPAÑA

Q4 - CLASSIFICATION - PROVISIONAL

POS	NO	CL	PIC	TEAM / DRIVERS	CAR	TIME	ON	LAPS	GAP	DIFF	KPH
1	6	D1	1	RX PRO RACING Manuel CANIZARES (JR) / Marcos MENKES (JR)	PEUGEOT 308 RACING CUP	1:50.573	6	7			127.12
2	13	Clase 1	1	BAPORO MOTORSPORT Joan VINYES (JR)	CUPRA TCR DSG	1:50.680	5	5	0.107	0.107	126.99
3	36	D1	2	UCAV RACING Carlos ALVAREZ (JF) / Jose SANTOS	SEAT LEON SUPERCOPA MK2	1:55.637	2	4	5.064	4.957	121.55
4	18	D3	1	C.D.PLEMAR SPORT Jose LOPEZ (JF) / Alvaro RODRIGUEZ	RENAULT CLIO CUP IV	1:57.026	6	6	6.453	1.389	120.11
5	9	D3	2	BALBOR MOTORSPORT C.A. Jose ALBORS (JF) / German LOPEZ	RENAULT CLIO CUP IV	1:57.356	2	6	6.783	0.330	119.77
6	40	D3	3	MOTOR CLUB SABADELL Jose MAROTO	RENAULT CLIO CUP IV	1:57.392	5	5	6.819	0.036	119.73
7	66	D3	4	MOTOR CLUB SABADELL Laurent PUITGMAL / Damien FREDA	RENAULT CLIO CUP IV	1:59.298	4	4	8.725	1.906	117.82
8	15	D1	3	LURAUTO K.K. Asier GOROSTOZIA (JF) / Luis CHILLIDA (JF)	BMW 240 I	1:59.565	3	6	8.992	0.267	117.56
9	45	D3	5	MOTOR CLUB SABADELL Oscar VERGARA / David GARCIA	RENAULT CLIO CUP IV	2:02.476	3	6	11.903	2.911	114.76

Weather / Track : Bright / Dry

These results are provisional until the conclusion of any judicial and technical matters.

Date: 08/06/2024 Start: 15:13 Finish: 15:28
Circuito de Navarra: 3.904 km

Race Director:

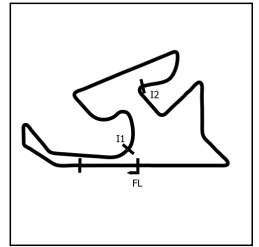
Stewards:

Chief of Timing:



GT-CET CAMPEONATO DE ESPAÑA

Q4 - SECTOR ANALYSIS



SECTOR 1 = FL to I1, SECTOR 2 = I1 to I2 SECTOR 3 = I2 to I3, SECTOR 4 = I3 to FL, DIFF = Difference To Personal Best Lap, P = Crossed Finish Line in Pit Lane, D = Time Disallowed

P1		6 D1		RX PRO RACING		PEUGEOT 308 RACING CUP			
IDEAL LAP TIME : 1:50.175		BEST LAP TIME : 1:50.573		DIFFERENCE : 0.398					
D1: Manuel CANIZARES		D2: Marcos MENKES							
LAP	SECTOR 1	SECTOR 2	SECTOR 3	SPEED TRAP	LAP TIME	KPH	DIFF	TIME OF DAY	
1 - D2	OUTLAP	40.313	42.012	133.3	2:00.728	116.42	10.155	15:16:14.377	
2 - D2	30.476	39.314	41.192	201.0	1:50.982 (3)	126.65	0.409	15:18:05.359	
3 - D2	34.774	46.851	41.700	201.0	2:03.325	113.97	12.752	15:20:08.684	
4 - D2	30.024	43.445	41.518	202.0	1:54.987	122.24	4.414	15:22:03.671	
5 - D2	30.138	39.035	41.436	201.0	1:50.609 (2)	127.08	0.036	15:23:54.280	
6 - D2	30.027	39.247	41.299	201.0	1:50.573 (1)	127.12		15:25:44.853	
7 - D2	35.040	45.798	44.209	201.0	2:05.047	112.40	14.474	15:27:49.900	

P2		13 Clase 1		BAPORO MOTORSPORT		CUPRA TCR DSG			
IDEAL LAP TIME : 1:50.680		BEST LAP TIME : 1:50.680		DIFFERENCE : 0.000					
D1: Joan VINYES									
LAP	SECTOR 1	SECTOR 2	SECTOR 3	SPEED TRAP	LAP TIME	KPH	DIFF	TIME OF DAY	
1 - D1	OUTLAP	42.051	44.108	130.2	2:04.421	112.97	13.741	15:16:23.173	
2 - D1	30.903	40.932	42.381	206.2	1:54.216 (3)	123.06	3.536	15:18:17.389	
3 - D1	37.938	44.778	42.490	206.2	2:05.206	112.26	14.526	15:20:22.595	
4 - D1	30.796	39.412	42.183	206.2	1:52.391 (2)	125.06	1.711	15:22:14.986	
5 - D1	29.970	39.127	41.583	206.2	1:50.680 (1)	126.99		15:24:05.666	

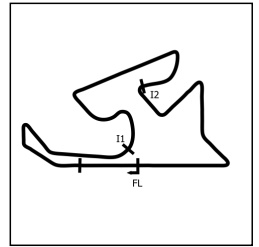
P3		36 D1		UCAV RACING		SEAT LEON SUPERCOPA MK2			
IDEAL LAP TIME : 1:55.637		BEST LAP TIME : 1:55.637		DIFFERENCE : 0.000					
D1: Carlos ALVAREZ		D2: Jose SANTOS							
LAP	SECTOR 1	SECTOR 2	SECTOR 3	SPEED TRAP	LAP TIME	KPH	DIFF	TIME OF DAY	
1 - D2	OUTLAP	42.756	45.844	126.1	2:09.251	108.75	13.614	15:16:03.333	
2 - D2	31.992	39.946	43.699	188.5	1:55.637 (1)	121.55		15:17:58.970	
3 - D2	1:32.255	47.978	48.019	186.7	3:08.252 (3)	74.66	1:12.615	15:21:07.222	
4 - D2	32.978	40.676	43.911	180.0	1:57.565 (2)	119.56	1.928	15:23:04.787	

P4		18 D3		C.D.PLEMAR SPORT		RENAULT CLIO CUP IV			
IDEAL LAP TIME : 1:56.877		BEST LAP TIME : 1:57.026		DIFFERENCE : 0.149					
D1: Jose LOPEZ		D2: Alvaro RODRIGUEZ							
LAP	SECTOR 1	SECTOR 2	SECTOR 3	SPEED TRAP	LAP TIME	KPH	DIFF	TIME OF DAY	
1 - D2	OUTLAP	43.672	44.620	104.4	2:15.785	103.51	18.759	15:15:56.066	
2 - D2	31.853	41.186	44.118	182.4	1:57.157 (2)	119.97	0.131	15:17:53.223	
3 - D2	31.751	41.350	1:00.011	183.3	2:13.112	105.59	16.086	15:20:06.335	
4 - D2	32.116	47.582	53.960	182.4	2:13.658	105.16	16.632	15:22:19.993	
5 - D2	31.932	41.078	44.161	184.1	1:57.171 (3)	119.96	0.145	15:24:17.164	
6 - D2	31.892	41.086	44.048	182.4	1:57.026 (1)	120.11		15:26:14.190	

P5		9 D3		BALBOR MOTORSPORT C.A.		RENAULT CLIO CUP IV			
IDEAL LAP TIME : 1:57.259		BEST LAP TIME : 1:57.356		DIFFERENCE : 0.097					
D1: Jose ALBORS		D2: German LOPEZ							
LAP	SECTOR 1	SECTOR 2	SECTOR 3	SPEED TRAP	LAP TIME	KPH	DIFF	TIME OF DAY	
1 - D2	OUTLAP	56.134	48.883	115.1	2:35.954	90.13	38.598	15:19:50.165	
2 - D2	32.214	41.225	43.917	183.3	1:57.356 (1)	119.77		15:21:47.521	
3 - D2	32.355	41.338	44.081	182.4	1:57.774 (3)	119.34	0.418	15:23:45.295	
4 - D2	32.202	41.235	44.310	181.6	1:57.747 (2)	119.37	0.391	15:25:43.042	
5 - D2	36.080	50.060	47.703	163.6	2:13.843	105.02	16.487	15:27:56.885	
6 - D2	32.117	41.596	44.294	183.3	1:58.007	119.11	0.651	15:29:54.892	

GT-CET CAMPEONATO DE ESPAÑA

Q4 - SECTOR ANALYSIS



SECTOR 1 = FL to I1, SECTOR 2 = I1 to I2 SECTOR 3 = I2 to I3, SECTOR 4 = I3 to FL, DIFF = Difference To Personal Best Lap, P = Crossed Finish Line in Pit Lane, D = Time Disallowed

P6 40 D3		MOTOR CLUB SABADELL			RENAULT CLIO CUP IV			
IDEAL LAP TIME : 1:57.264		BEST LAP TIME : 1:57.392			DIFFERENCE : 0.128			
D1: Jose MAROTO								
LAP	SECTOR 1	SECTOR 2	SECTOR 3	SPEED TRAP	LAP TIME	KPH	DIFF	TIME OF DAY
1 - D1	OUTLAP	46.839	46.643	137.0	2:13.053	105.64	15.661	15:17:26.028
2 - D1	37.192	48.777	45.240	178.3	2:11.209	107.12	13.817	15:19:37.237
3 - D1	32.495	41.747	44.482	179.1	1:58.724 (3)	118.39	1.332	15:21:35.961
4 - D1	32.550	41.394	44.075	180.0	1:58.019 (2)	119.10	0.627	15:23:33.980
5 - D1	32.034	41.155	44.203	180.8	1:57.392 (1)	119.73		15:25:31.372

P7 66 D3		MOTOR CLUB SABADELL			RENAULT CLIO CUP IV			
IDEAL LAP TIME : 1:58.622		BEST LAP TIME : 1:59.298			DIFFERENCE : 0.676			
D1: Laurent PUITGMAL		D2: Damien FREDA						
LAP	SECTOR 1	SECTOR 2	SECTOR 3	SPEED TRAP	LAP TIME	KPH	DIFF	TIME OF DAY
1 - D2	OUTLAP	1:04.687	47.468	118.9	2:40.162	87.76	40.864	15:17:27.907
2 - D2	33.373	42.345	44.354	181.6	2:00.072 (3)	117.06	0.774	15:19:27.979
3 - D2	33.126	42.210	44.437	179.1	1:59.773 (2)	117.35	0.475	15:21:27.752
4 - D2	32.813	41.758	44.727	180.0	1:59.298 (1)	117.82		15:23:27.050

P8 15 D1		LURAUTO K.K.			BMW 240 I			
IDEAL LAP TIME : 1:59.507		BEST LAP TIME : 1:59.565			DIFFERENCE : 0.058			
D1: Asier GOROSTOZIA		D2: Luis CHILLIDA						
LAP	SECTOR 1	SECTOR 2	SECTOR 3	SPEED TRAP	LAP TIME	KPH	DIFF	TIME OF DAY
1 - D2	OUTLAP	46.621	47.977	122.6	2:17.248	102.41	17.683	15:15:48.987
2 - D2	33.330	43.256	45.632	186.7	2:02.218 (2)	115.00	2.653	15:17:51.205
3 - D2	32.979	41.698	44.888	181.6	1:59.565 (1)	117.56		15:19:50.770
4 - D2	34.087	48.578	47.391	180.8	2:10.056	108.07	10.491	15:22:00.826
5 - D2	32.921	43.039	47.065	187.6	2:03.025 (3)	114.25	3.460	15:24:03.851
6 - D2	34.755	47.332	46.237	188.5	2:08.324	109.53	8.759	15:26:12.175

P9 45 D3		MOTOR CLUB SABADELL			RENAULT CLIO CUP IV			
IDEAL LAP TIME : 2:02.095		BEST LAP TIME : 2:02.476			DIFFERENCE : 0.381			
D1: Oscar VERGARA		D2: David GARCIA						
LAP	SECTOR 1	SECTOR 2	SECTOR 3	SPEED TRAP	LAP TIME	KPH	DIFF	TIME OF DAY
1 - D2	OUTLAP	45.107	47.070	129.8	2:12.927	105.74	10.451	15:15:37.986
2 - D2	33.694	43.740	46.060	180.0	2:03.494 (3)	113.82	1.018	15:17:41.480
3 - D2	33.426	43.770	45.280	179.1	2:02.476 (1)	114.76		15:19:43.956
4 - D2	34.410	43.770	46.625	180.0	2:04.805	112.62	2.329	15:21:48.761
5 - D2	34.489	43.941	46.977	183.3	2:05.407	112.08	2.931	15:23:54.168
6 - D2	33.596	43.484	45.613	182.4	2:02.693 (2)	114.56	0.217	15:25:56.861

GT-CET CAMPEONATO DE ESPAÑA

Q4 - BEST SECTORS

SECTOR 1			SECTOR 2			SECTOR 3			IDEAL / BEST COMPARISON						
POS	NO	NAME	TIME	NO	NAME	TIME	NO	NAME	TIME	POS	NO	NAME	IDEAL	BEST	DIFF
													PERFECT LAP	1:50.175	
1	6	RX PRO RACING	29.948	6	RX PRO RACING	39.035	6	RX PRO RACING	41.192	1	6	RX PRO RACING	1:50.175	1:50.573	0.398
2	13	BAPORO MOTORSI	29.970	13	BAPORO MOTORSI	39.127	13	BAPORO MOTORSI	41.583	2	13	BAPORO MOTORSPC	1:50.680	1:50.680	0.000
3	18	C.D.PLEMAR SPOR	31.751	36	UCAV RACING	39.946	36	UCAV RACING	43.699	3	36	UCAV RACING	1:55.637	1:55.637	0.000
4	36	UCAV RACING	31.992	18	C.D.PLEMAR SPOR	41.078	9	BALBOR MOTORSF	43.917	4	18	C.D.PLEMAR SPORT	1:56.877	1:57.026	0.149
5	40	MOTOR CLUB SAB,	32.034	40	MOTOR CLUB SAB,	41.155	18	C.D.PLEMAR SPOR	44.048	5	9	BALBOR MOTORSPC	1:57.259	1:57.356	0.097
6	9	BALBOR MOTORSF	32.117	9	BALBOR MOTORSF	41.225	40	MOTOR CLUB SAB,	44.075	6	40	MOTOR CLUB SABAI	1:57.264	1:57.392	0.128
7	66	MOTOR CLUB SAB,	32.510	15	LURAUTO K.K.	41.698	66	MOTOR CLUB SAB,	44.354	7	66	MOTOR CLUB SABAI	1:58.622	1:59.298	0.676
8	15	LURAUTO K.K.	32.921	66	MOTOR CLUB SAB,	41.758	15	LURAUTO K.K.	44.888	8	15	LURAUTO K.K.	1:59.507	1:59.565	0.058
9	45	MOTOR CLUB SAB,	33.331	45	MOTOR CLUB SAB,	43.484	45	MOTOR CLUB SAB,	45.280	9	45	MOTOR CLUB SABAI	2:02.095	2:02.476	0.381

GT-CET CAMPEONATO DE ESPAÑA

Q4 - BEST SPEEDS

POS	NO	NAME	VMAX	KPH
1	13	BAPORO MOTORSPORT		207.3
2	6	RX PRO RACING		202.0
3	36	UCAV RACING		188.5
4	15	LURAUTO K.K.		188.5
5	18	C.D.PLEMAR SPORT		184.1
6	9	BALBOR MOTORSPORT C.A.		183.3
7	45	MOTOR CLUB SABADELL		183.3
8	66	MOTOR CLUB SABADELL		181.6
9	40	MOTOR CLUB SABADELL		180.8

GT-CET CAMPEONATO DE ESPAÑA

Q4 - STATISTICS

Competitors Started	9
Planned Start	2024-06-08 @ 15:05:00.000
Actual Start	2024-06-08 @ 15:13:05.022
Finish Time	2024-06-08 @ 15:28:06.006
Track Length	3.904km
Total Laps	49
Total Distance Covered	191.320km

Session Fastest Lap History

NO	CL	NAME	LAP TIME	TIME OF DAY	LAP	VEHICLE
45	D3	MOTOR CLUB SABADELL <i>DAVID GARCIA</i>	2:03.494	15:17:41.478	2	RENAULT CLIO CUP IV
15	D1	LURAUTO K.K. <i>LUIS CHILLIDA</i>	2:02.218	15:17:51.207	2	BMW 240 I
18	D3	C.D.PLEMAR SPORT <i>ALVARO RODRIGUEZ</i>	1:57.157	15:17:53.223	2	RENAULT CLIO CUP IV
36	D1	UCAV RACING <i>JOSE SANTOS</i>	1:55.637	15:17:58.964	2	SEAT LEON SUPERCOPIA
6	D1	RX PRO RACING <i>MARCOS MENKES</i>	1:50.982	15:18:05.357	2	PEUGEOT 308 RACING CUP
6	D1	RX PRO RACING <i>MARCOS MENKES</i>	1:50.609	15:23:54.280	5	PEUGEOT 308 RACING CUP
6	D1	RX PRO RACING <i>MARCOS MENKES</i>	1:50.573	15:25:44.851	6	PEUGEOT 308 RACING CUP

Flag History

TYPE	TIME OF DAY
GREEN	15:13:05.022
FINISH	15:28:06.006

Flag Statistics

TYPE	COUNT	TOTAL LAPS	TOTAL TIME
Green	1	7	16:59.603
Red	0	0	0.000
Safety Car	0	0	0.000
FCY	0	0	0.000

GT-CET CAMPEONATO DE ESPAÑA

Q4 - STATISTICS

CLASS : D1

3 Starters

Fastest Lap History

NO	NAME	LAP TIME	TIME OF DAY	LAP	VEHICLE
15	LURAUTO K.K. <i>LUIS CHILLIDA</i>	2:02.218	15:17:51.207	2	BMW 240 I
36	UCAV RACING <i>JOSE SANTOS</i>	1:55.637	15:17:58.964	2	SEAT LEON SUPERCOPA MK2
6	RX PRO RACING <i>MARCOS MENKES</i>	1:50.982	15:18:05.357	2	PEUGEOT 308 RACING CUP
6	RX PRO RACING <i>MARCOS MENKES</i>	1:50.609	15:23:54.280	5	PEUGEOT 308 RACING CUP
6	RX PRO RACING <i>MARCOS MENKES</i>	1:50.573	15:25:44.851	6	PEUGEOT 308 RACING CUP

GT-CET CAMPEONATO DE ESPAÑA

Q4 - STATISTICS

CLASS : D3

5 Starters

Fastest Lap History

NO	NAME	LAP TIME	TIME OF DAY	LAP	VEHICLE
45	MOTOR CLUB SABADELL <i>DAVID GARCIA</i>	2:03.494	15:17:41.478	2	RENAULT CLIO CUP IV
18	C.D.PLEMAR SPORT <i>ALVARO RODRIGUEZ</i>	1:57.157	15:17:53.223	2	RENAULT CLIO CUP IV
18	C.D.PLEMAR SPORT <i>ALVARO RODRIGUEZ</i>	1:57.026	15:26:14.190	6	RENAULT CLIO CUP IV

GT-CET CAMPEONATO DE ESPAÑA

Q4 - STATISTICS

CLASS : Clase 1


1 Starters

Fastest Lap History

NO	NAME	LAP TIME	TIME OF DAY	LAP	VEHICLE
13	BAPORO MOTORSPORT <i>JOAN VINYES</i>	1:54.216	15:18:17.389	2	CUPRA TCR DSG
13	BAPORO MOTORSPORT <i>JOAN VINYES</i>	1:52.391	15:22:14.985	4	CUPRA TCR DSG
13	BAPORO MOTORSPORT <i>JOAN VINYES</i>	1:50.680	15:24:05.665	5	CUPRA TCR DSG


GT-CET CAMPEONATO DE ESPAÑA

CARRERA 1 - GRID (48 minutes / 1 Laps)

ROW 14	27	1:58.793	18 Jose LOPEZ / Alvaro RODRIGUEZ	28	1:59.148	45 Oscar VERGARA / David GARCIA
ROW 13	25	1:58.044	40 Jose PALOMAR	26	1:58.519	9 Jose ALBORS / German LOPEZ
ROW 12	23	1:53.888	15 Asier GOROSTOZIA / Luis CHILLIDA	24	1:57.022	66 Damien FRED A / Laurent PUITGMAL
ROW 11	21	1:51.300	13 Joan VINYES	22	1:53.323	36 Carlos ALVAREZ / Jose SANTOS
ROW 10	19		191 Jean-Roch PIAT	20	1:49.947	6 Manuel CANIZARES / Marcos MENKES
ROW 9	17	1:48.316	181 Jan SCHIDLOF / Francesc GUTIERREZ	18	1:48.890	126 Vincenzo MARTINEZ / Josep PARERA
ROW 8	15	1:46.524	125 Jordi FUSET / Lorenz MENDIETA	16	1:48.065	133 Ángel SANTOS / Mikkel KRISTENSEN
ROW 7	13	1:44.764	114 Hendrik VAN ZOEST	14	1:46.267	124 Manuel BERTOLIN
ROW 6	11	1:43.198	112 Pedro LOURINHO / Miguel GOMEZ	12	1:43.932	701 Marc GRUAU / Alexander GRUAU
ROW 5	9	1:42.881	101 Phillipe GRUAU / Joanna GRUAU	10	1:43.017	120 Jon AIZPURUA
ROW 4	7	1:41.868	121 Philippe BONNEL / Solenn AMROUCHE	8	1:42.556	100 Pablo BRAS / fernando GONZALEZ
ROW 3	5	1:41.441	140 Pedro MARREIROS / José MARREIROS	6	1:41.692	118 Alvaro FONTES / Pedro SILVERO
ROW 2	3	1:40.681	122 Borja GARCIA / Alejandro BARAMBIO	4	1:41.415	199 José BARROS
ROW 1	1	1:39.935	113 Joan VINYES / Jaume FONT	2	1:40.451	135 Leandro MARTINS / Dieter SVEPES
Pole						
						

These results are provisional until the conclusion of any judicial and technical matters.

Circuito de Navarra: 3.904 km

Race Director:	Stewards:	Timekeeper:	
----------------	-----------	-------------	---

GT-CET CAMPEONATO DE ESPAÑA

CARRERA 1 - CLASSIFICATION - FINAL

Race Distance: 27 Laps / 105.42 kilometers

POS	NO	CL	PIC	TEAM / DRIVERS	CAR	LAPS	TIME	GAP	DIFF	KPH	BEST	ON	GRD	↑↓
1	122	GT Cup	1	GT CORSE Borja GARCIA / Alejandro BARAMBIO	PORSCHE 992 GT3 CUP	27	50:32.948			125.13	1:39.483	11	3	2
2	135	GT Cup	2	RACAR MOTORSPORT Leandro MARTINS / Dieter SVEPES	PORSCHE 992 GT3 CUP	27	50:34.971	2.023	2.023	125.04	1:39.445	15	2	0
3	100	GT Cup	3	ESCUADERIA FARAON Pablo BRAS / Fernando GONZALEZ	PORSCHE 992 GT3 CUP	27	50:39.816	6.868	4.845	124.84	1:41.106	16	8	5
4	113	GT Cup	4	BAPORO MOTORSPORT Joan VINYES / Jaume FONT	PORSCHE 992 GT3 CUP	27	50:47.770	14.822	7.954	124.52	1:39.990	12	1	-3
5	199	GT Cup	5	VELOSO MOTORSPORT José BARROS	PORSCHE 991.2 GT3 CUP	27	50:48.633	15.685	0.863	124.48	1:41.381	16	4	-1
6	140	GT Cup	6	VELOSO MOTORSPORT Pedro MARREIROS / José MARREIROS	PORSCHE 992 GT3 CUP	27	50:50.084	17.136	1.451	124.42	1:41.307	26	5	-1
7	701*	GPX	1	ESCUADERIA BAIX EMPORDÀ Marc GRUAU / Alexander GRUAU	VORTEX 1.0	27	52:29.909	1:56.961	1:39.825	120.48	1:43.166	5	12	5
8	114*	GT Cup	7	SKUALO COMPETICIÓN Van Hendrik VAN ZOEST (JF)	PORSCHE 991-1 GT3 CUP	27	53:23.584	2:50.636	53.675	118.46	1:45.227	4	13	5
9	112	GT Cup	8	ESCUADERIA FARAON Pedro LOURINHO / Miguel GOMEZ	PORSCHE 992 GT3 CUP	26	51:02.709	1 Lap	1 Lap	119.32	1:44.525	6	11	2
10	125	GT4	1	MOTOR CLUB SABADELL Jordi FUSET / Lorenz MENDIETA (JF)	PORSCHE 718 GT4 RS Clubsport	26	51:06.261	1 Lap	3.552	119.18	1:46.168	12	15	5
11	120*	GPX	2	ESCUADERIA LA CORUÑA Jon AIZPURUA (JF)	KTM GT2	26	51:08.633	1 Lap	2.372	119.09	1:43.891	20	10	-1
12	124*	GT4	2	GT CORSE Manuel BERTOLIN	BMW M4 GT4	26	51:11.351	1 Lap	2.718	118.99	1:46.640	11	14	2
13	181	GT4	3	ESCUADERIA BAIX EMPORDÀ Jan SCHIDLOF (JF) / Francesc GUTIERREZ	MCLAREN ARTURA GT4	26	51:12.242	1 Lap	0.891	118.95	1:45.781	19	17	4
14	118	GPX	3	ESCUADERIA FARAON Alvaro FONTES / Pedro SILVERO	FERRARI 488 CH EVO	26	51:18.043	1 Lap	5.801	118.73	1:43.015	12	6	-8
15	101	GPX	4	PHILIPPE GRUAU Phillipe GRUAU (JF) / Joanna GRUAU	VORTEX 1.0	26	51:19.810	1 Lap	1.767	118.66	1:44.576	4	9	-6
16	133	GT4	4	ESCUADERIA LA CORUÑA Ángel SANTOS / Mikkel KRISTENSEN	LIGIER JS2R	26	51:24.516	1 Lap	4.706	118.48	1:47.854	17	16	0
17	126	GT4	5	PCR SPORT CLUB ESPORTIU Vincenzo MARTINEZ (JF) / Josep PARERA (JF)	MERCEDES AMG GT4	26	51:36.990	1 Lap	12.474	118.00	1:48.414	18	18	1
18	13	Clase 1	1	BAPORO MOTORSPORT Joan VINYES (JR)	CUPRA TCR DSG	26	52:13.212	1 Lap	36.222	116.64	1:51.166	15	21	3
19	6	D1	1	RX PRO RACING Manuel CANIZARES (JR) / Marcos MENKES (JR)	PEUGEOT 308 RACING CUP	26	52:13.786	1 Lap	0.574	116.61	1:49.777	5	20	1
20	18	D3	1	C.D.PLEMAR SPORT Jose LOPEZ (JF) / Alvaro RODRIGUEZ	RENAULT CLIO CUP IV	24	51:25.136	3 Laps	2 Laps	109.34	1:55.889	19	27	7
21	15	D1	2	LURAUTO K.K. Asier GOROSTOZIA (JF) / Luis CHILLIDA (JF)	BMW 240 I	24	51:46.832	3 Laps	21.696	108.58	1:54.729	4	23	2
22	36	D1	3	UCAV RACING Carlos ALVAREZ (JF) / Jose SANTOS	SEAT LEON SUPERCOPA MK2	24	51:47.197	3 Laps	0.365	108.57	1:53.750	11	22	0
23	40	D3	2	MOTOR CLUB SABADELL Jose PALOMAR	RENAULT CLIO CUP IV	24	51:55.037	3 Laps	7.840	108.29	1:57.279	15	25	2
24	191	GT Cup	9	VELOSO MOTORSPORT Jean-Roch PIAT (JF)	PORSCHE 991.1 GT3 CUP	24	52:27.125	3 Laps	32.088	107.19	1:56.911	3	19	-5
25	45	D3	3	MOTOR CLUB SABADELL Oscar VERGARA / David GARCIA	RENAULT CLIO CUP IV	23	50:51.853	4 Laps	1 Lap	105.93	1:59.312	4	28	3
26	9	D3	4	BALBOR MOTORSPORT C.A. Jose ALBORS (JF) / German LOPEZ	RENAULT CLIO CUP IV	22	50:40.984	5 Laps	1 Lap	101.68	1:57.667	12	26	0

NOT CLASSIFIED

NC	121	GPX		PHILIPPE BONNEL Philippe BONNEL (JF) / Solenn AMROUCHE	VORTEX 2.0	11	23:27.076	16 Laps	11 Laps	109.88	1:43.717		4	
NC	66	D3		MOTOR CLUB SABADELL Damien FREDA / Laurent PUITGMAL	RENAULT CLIO CUP IV	4	8:13.216	23 Laps	7 Laps	113.99	1:59.128		2	

FASTEST LAP

135	GT Cup	RACAR MOTORSPORT Leandro MARTINS / Dieter SVEPES	PORSCHE 992 GT3 CUP	15	1:39.445	87.82 mph	141.34 kph
118	GPX	ESCUADERIA FARAON Alvaro FONTES / Pedro SILVERO	FERRARI 488 CH EVO	12	1:43.015	84.78 mph	136.44 kph
181	GT4	ESCUADERIA BAIX EMPORDÀ Jan SCHIDLOF (JF) / Francesc GUTIERREZ	MCLAREN ARTURA GT4	19	1:45.781	82.56 mph	132.88 kph
6	D1	RX PRO RACING Manuel CANIZARES (JR) / Marcos MENKES (JR)	PEUGEOT 308 RACING CUP	5	1:49.777	79.56 mph	128.04 kph
13	Clase 1	BAPORO MOTORSPORT Joan VINYES (JR)	CUPRA TCR DSG	15	1:51.166	78.56 mph	126.44 kph

Weather / Track : Cloudy / Drying

Date: 09/06/2024 Start: 10:08 Finish: 10:59
Circuito de Navarra: 3.904 km

Chief Steward:	Steward:	Steward:	
----------------	----------	----------	---

GT-CET CAMPEONATO DE ESPAÑA

CARRERA 1 - CLASSIFICATION - FINAL


Race Distance: 27 Laps / 105.42 kilometers

18	D3	C.D.PLEMAR SPORT Jose LOPEZ (JF) / Alvaro RODRIGUEZ	RENAULT CLIO CUP IV	19	1:55.889	75.36 mph	121.29 kph
----	----	--	---------------------	----	----------	-----------	------------

**Comments:#114 - 90 segundos - overtaking on safety car restart
#120, 124 & , 710 - 30 segundos - overtaking on safety car restart**

Weather / Track : Cloudy / Drying

Date: 09/06/2024 Start: 10:08 Finish: 10:59
Circuito de Navarra: 3.904 km

Chief Steward:	Steward:	Steward:	
----------------	----------	----------	---

GT-CET CAMPEONATO DE ESPAÑA

CARRERA 1 - LAP CHART

LAP 1 @ 10:10:44.110			LAP 2 @ 10:12:24.831			LAP 3 @ 10:14:05.157			LAP 4 @ 10:15:44.909			LAP 5 @ 10:17:25.017		
NO	BEHIND	LAP TIME	NO	BEHIND	LAP TIME	NO	BEHIND	LAP TIME	NO	BEHIND	LAP TIME	NO	BEHIND	LAP TIME
122		1:47.338	122		1:40.721	122		1:40.326	122		1:39.752	122		1:40.108
113	0.750	1:48.088	113	1.910	1:41.881	113	3.025	1:41.441	113	4.031	1:40.758	113	5.177	1:41.254
135	1.110	1:48.448	135	2.172	1:41.783	135	3.647	1:41.801	135	4.792	1:40.897	135	5.809	1:41.125
199	1.898	1:49.236	199	3.646	1:42.469	199	5.320	1:42.000	199	7.453	1:41.885	199	9.956	1:42.611
118	4.275	1:51.613	118	7.528	1:43.974	118	10.413	1:43.211	140	14.009	1:42.847	191	1 Lap	2:22.025
140	5.243	1:52.581	140	8.129	1:43.607	140	10.914	1:43.111	118	14.488	1:43.827	140	15.611	1:41.710
121	8.188	1:55.526	100	13.696	1:45.124	100	15.817	1:42.447	100	18.030	1:41.965	118	17.848	1:43.468
101	8.510	1:55.848	121	14.075	1:46.608	121	18.563	1:44.814	121	22.528	1:43.717	100	20.199	1:42.277
125	9.110	1:56.448	101	15.152	1:47.363	101	20.306	1:45.480	101	25.130	1:44.576	121	26.409	1:43.989
100	9.293	1:56.631	125	16.269	1:47.880	125	22.818	1:46.875	125	29.820	1:46.754	101	29.616	1:44.594
114	13.509	2:00.847	114	20.956	1:48.168	114	27.016	1:46.386	114	32.491	1:45.227	125	36.627	1:46.915
133	13.581	2:00.919	124	22.879	1:49.262	124	29.984	1:47.431	124	37.396	1:47.164	114	37.981	1:45.598
124	14.338	2:01.676	133	24.738	1:51.878	701	35.350	1:48.551	701	41.149	1:45.551	124	43.941	1:46.653
701	16.488	2:03.826	701	27.125	1:51.358	133	35.500	1:51.088	112	44.516	1:48.330	701	44.207	1:43.166
112	17.119	2:04.457	112	27.605	1:51.207	112	35.938	1:48.659	133	46.796	1:51.048	112	49.248	1:44.840
120	19.426	2:06.764	120	33.013	1:54.308	120	42.632	1:49.945	120	51.477	1:48.597	133	55.437	1:48.749
181	20.133	2:07.471	181	33.253	1:53.841	181	43.912	1:50.985	181	52.828	1:48.668	120	58.177	1:46.808
191	20.510	2:07.848	6	38.575	1:55.587	6	48.958	1:50.709	6	59.376	1:50.170	181	1:01.085	1:48.365
13	22.940	2:10.278	13	39.798	1:57.579	13	53.357	1:53.885	126	1:06.172	1:52.306	6	1:09.045	1:49.777
6	23.709	2:11.047	126	40.656	1:56.958	126	53.618	1:53.288	13	1:07.842	1:54.237	126	1:15.488	1:49.424
126	24.419	2:11.757	15	41.959	1:56.599	15	56.916	1:55.283	15	1:11.893	1:54.729	13	1:20.176	1:52.442
45	25.918	2:13.256	45	44.914	1:59.717	45	1:04.010	1:59.422	45	1:23.570	1:59.312	15	1:28.371	1:56.586
15	26.081	2:13.419	40	45.126	1:58.798	40	1:04.179	1:59.379	36	1:23.636	1:58.668	36	1:38.002	1:54.474
40	27.049	2:14.387	66	45.906	1:59.128	36	1:04.720	1:58.308	40	1:23.719	1:59.292			
66	27.499	2:14.837	36	46.738	1:58.576	66	1:04.728	1:59.148	66	1:25.079	2:00.103			
9	28.575	2:15.913	9	46.774	1:58.920	9	1:07.334	2:00.886	9	1:27.487	1:59.905			
36	28.883	2:16.221	18	51.304	2:01.399	18	1:11.068	2:00.090	18	1:30.493	1:59.177			
18	30.626	2:17.964	191	56.235	2:16.446	191	1:12.820	1:56.911						

GT-CET CAMPEONATO DE ESPAÑA

CARRERA 1 - LAP CHART

LAP 6 @ 10:19:05.558			LAP 7 @ 10:20:54.214			LAP 8 @ 10:24:36.185			LAP 9 @ 10:27:26.614			LAP 10 @ 10:29:06.269		
NO	BEHIND	LAP TIME	NO	BEHIND	LAP TIME	NO	BEHIND	LAP TIME	NO	BEHIND	LAP TIME	NO	BEHIND	LAP TIME
122		1:40.541	122		1:48.656	122		3:41.971	122		2:50.429	122		1:39.655
40	1 Lap	2:01.465	113	12.199	1:54.809	113	0.888	3:30.660	113	0.902	2:50.443	113	2.002	1:40.755
113	6.046	1:41.410	135	12.576	1:54.888	135	1.588	3:30.983	135	1.151	2:49.992	135	3.549	1:42.053
135	6.344	1:41.076	36	1 Lap	2:04.420	36	1 Lap	3:31.244	36	1 Lap	2:53.185	199	8.262	1:42.504
9	1 Lap	2:00.813	199	14.342	1:51.948	199	3.255	3:30.884	199	5.413	2:52.587	140	13.117	1:44.265
199	11.050	1:41.635	40	1 Lap	2:01.223	40	1 Lap	3:28.980	40	1 Lap	2:54.264	118	15.368	1:46.034
18	1 Lap	2:02.028	9	1 Lap	2:00.357	9	1 Lap	3:27.779	9	1 Lap	2:53.719	100	15.395	1:46.295
140	17.302	1:42.232	140	20.127	1:51.481	140	6.647	3:28.491	140	8.507	2:52.289	114	15.426	1:46.452
100	21.849	1:42.191	100	21.805	1:48.612	100	7.812	3:27.978	114	8.629	2:44.031	121	17.631	1:45.207
118	22.007	1:44.700	118	23.076	1:49.725	118	8.954	3:27.849	100	8.755	2:51.372	36	1 Lap	1:57.861
121	29.835	1:43.967	18	1 Lap	2:03.028	18	1 Lap	3:25.600	118	8.989	2:50.464	125	24.088	1:48.548
101	34.507	1:45.432	121	26.962	1:45.783	121	10.713	3:25.722	18	1 Lap	2:52.453	124	25.630	1:47.625
191	1 Lap	2:04.746	101	35.888	1:50.037	101	12.178	3:18.261	121	12.079	2:51.795	40	1 Lap	2:00.364
125	43.314	1:47.228	191	1 Lap	2:05.120	191	1 Lap	2:59.269	101	12.231	2:50.482	9	1 Lap	2:01.195
114	43.443	1:46.003	125	56.703	2:02.045	125	14.119	2:59.387	191	1 Lap	2:52.206	120	31.153	1:51.603
45	1 Lap	2:44.116	114	58.428	2:03.641	114	15.027	2:58.570	701	15.156	2:49.372	112	31.532	1:51.047
701	47.667	1:44.001	701	1:00.337	2:01.326	701	16.213	2:57.847	125	15.195	2:51.505	133	33.720	1:52.917
124	51.249	1:47.849	45	1 Lap	2:12.653	45	1 Lap	2:47.979	124	17.660	2:49.920	181	33.910	1:53.047
112	53.232	1:44.525	124	1:12.095	2:09.502	124	18.169	2:48.045	120	19.205	2:47.181	18	1 Lap	2:02.140
133	1:04.206	1:49.310	112	1:12.796	2:08.220	112	19.316	2:48.491	45	1 Lap	2:53.343	6	35.529	1:53.644
120	1:04.975	1:47.339	133	1:15.024	1:59.474	133	21.403	2:48.350	112	20.140	2:51.253	126	35.844	1:53.258
181	1:07.857	1:47.313	120	1:15.838	1:59.519	120	22.453	2:48.586	133	20.458	2:49.484	13	38.412	1:54.830
6	1:21.340	1:52.836	181	1:17.704	1:58.503	181	23.922	2:48.189	181	20.518	2:47.025	191	1 Lap	2:05.455
126	1:26.799	1:51.852	6	1:30.413	1:57.729	6	24.935	2:36.493	6	21.540	2:47.034	15	1:18.075	2:00.953
13	1:31.608	1:51.973	126	1:37.868	1:59.725	126	26.080	2:30.183	126	22.241	2:46.590			
15	1:47.154	1:59.324	13	1:43.524	2:00.572	13	26.702	2:25.149	13	23.237	2:46.964			
			15	3:20.873	3:22.375	15	1:44.226	2:05.324	15	56.777	2:02.980			

GT-CET CAMPEONATO DE ESPAÑA

CARRERA 1 - LAP CHART

LAP 11 @ 10:30:45.752			LAP 12 @ 10:32:25.471			LAP 13 @ 10:34:05.612			LAP 14 @ 10:36:48.870			LAP 15 @ 10:39:00.897		
NO	BEHIND	LAP TIME	NO	BEHIND	LAP TIME	NO	BEHIND	LAP TIME	NO	BEHIND	LAP TIME	NO	BEHIND	LAP TIME
122		1:39.483	122		1:39.719	122		1:40.141	120		1:49.979	122		1:47.200
101	1 Lap	3:07.478 P	15	1 Lap	2:01.167	100	1 Lap	1:48.433	13	1 Lap	1:53.363	40	2 Laps	1:58.669
113	2.530	1:40.011	113	2.801	1:39.990	113	4.116	1:41.456	18	2 Laps	1:56.833	199	12.196	1:41.578
701	1 Lap	3:08.674 P	135	1 Lap	3:29.193 P	135	1 Lap	1:43.983	36	2 Laps	3:37.243 P	100	13.975	1:43.006
199	11.053	1:42.274	199	15.994	1:44.660	124	1 Lap	3:05.116 P	9	2 Laps	1:57.667	140	14.462	1:43.640
140	15.062	1:41.428	701	1 Lap	1:52.700	701	1 Lap	1:46.150	112	1 Lap	1:56.118	113	15.255	1:48.031
118	19.880	1:43.995	140	17.811	1:42.468	101	1 Lap	1:53.360	181	1 Lap	1:55.380	191	2 Laps	3:32.719 P
114	21.926	1:45.983	101	1 Lap	2:00.369	133	1 Lap	3:13.154 P	6	1 Lap	2:01.308	135	22.076	1:39.445
45	2 Laps	3:22.581 P	118	23.176	1:43.015	125	44.263	1:46.976	40	2 Laps	1:57.724	45	2 Laps	2:02.780
125	30.979	1:46.374	114	28.736	1:46.529	13	1 Lap	1:59.461	122	24.827	3:08.085 P	114	33.563	1:46.216
124	32.787	1:46.640	18	2 Laps	3:14.618 P	18	2 Laps	2:02.299	45	2 Laps	2:01.621	701	48.659	1:46.941
36	1 Lap	1:54.747	9	2 Laps	3:19.604 P	9	2 Laps	2:02.642	113	39.251	3:18.393 P	125	51.939	1:55.781
120	39.017	1:47.347	13	1 Lap	3:12.819 P	120	53.279	1:48.399	199	42.645	1:46.796	124	53.878	1:47.499
112	39.726	1:47.677	125	37.428	1:46.168	6	1 Lap	3:24.832 P	140	42.849	1:49.688	118	58.713	1:51.341
133	44.041	1:49.804	120	45.021	1:45.723	112	1 Lap	3:38.344 P	100	42.996	1:42.289	120	1:00.032	3:12.059 P
181	44.388	1:49.961	40	2 Laps	3:35.700 P	181	1 Lap	3:34.904 P	135	54.658	1:40.787	101	1:10.588	1:48.567
126	46.997	1:50.636	45	2 Laps	2:08.842	40	2 Laps	2:01.245	114	59.374	1:51.799	133	1:21.392	1:49.202
6	49.495	1:53.449	36	1 Lap	1:53.750	45	2 Laps	2:03.457	125	1:08.185	3:07.180 P	126	1:28.644	1:50.383
191	1 Lap	1:59.321	126	56.867	1:49.589	140	1:36.419	2:58.749 P	701	1:13.745	1:48.261	112	1:31.573	1:45.068
100	1:33.352	2:57.440 P	191	1 Lap	2:00.968	199	1:39.107	3:03.254 P	124	1:18.406	1:50.574	13	1:31.898	1:51.166
121	1:38.096	2:59.948 P				191	1 Lap	2:00.070	118	1:19.399	2:05.284	181	1:34.266	1:46.518
						100	1:43.965	1:42.040	101	1:34.048	1:51.992	15	1 Lap	2:08.054
						114	1:50.833	3:02.238 P	15	1 Lap	2:14.893			
						135	1:57.129	1:39.747	133	1:44.217	1:50.168			
						118	1:57.373	3:14.338 P	126	1:50.288	1:59.426			
						15	1 Lap	3:48.678 P	13	1:52.759	1:51.305			
						701	2:08.742	1:45.060	112	1:58.532	1:47.462			
						124	2:11.090	1:53.047	181	1:59.775	1:48.221			
						101	2:25.314	1:50.874	18	1 Lap	1:57.344			
						126	2:34.120	3:17.394 P	9	1 Lap	1:58.471			
						133	2:37.307	1:59.972	6	2:05.849	1:53.332			
									36	1 Lap	2:05.313			

GT-CET CAMPEONATO DE ESPAÑA

CARRERA 1 - LAP CHART

LAP 16 @ 10:40:44.236			LAP 17 @ 10:42:26.955			LAP 18 @ 10:44:09.021			LAP 19 @ 10:45:51.602			LAP 20 @ 10:47:34.372		
NO	BEHIND	LAP TIME	NO	BEHIND	LAP TIME	NO	BEHIND	LAP TIME	NO	BEHIND	LAP TIME	NO	BEHIND	LAP TIME
122		1:43.339	122		1:42.719	122		1:42.066	122		1:42.581	122		1:42.770
6	1 Lap	1:53.746	199	10.037	1:42.518	126	1 Lap	1:49.518	181	1 Lap	1:46.870	133	1 Lap	1:48.294
18	2 Laps	1:57.325	100	10.640	1:41.617	13	1 Lap	1:52.349	126	1 Lap	1:48.414	112	1 Lap	1:46.737
9	2 Laps	1:58.159	15	2 Laps	2:02.950	199	9.923	1:41.952	199	8.958	1:41.616	181	1 Lap	1:45.781
199	10.238	1:41.381	6	1 Lap	1:51.622	100	10.425	1:41.851	100	9.266	1:41.422	100	8.542	1:42.046
100	11.742	1:41.106	113	14.723	1:42.966	113	15.753	1:43.096	113	14.475	1:41.303	199	9.094	1:42.906
140	13.995	1:42.872	140	15.301	1:44.025	135	17.131	1:43.729	135	14.672	1:40.122	126	1 Lap	1:49.262
113	14.476	1:42.560	135	15.468	1:39.807	140	17.144	1:43.909	140	17.597	1:43.034	135	13.793	1:41.891
36	2 Laps	1:59.697	18	2 Laps	1:56.301	6	1 Lap	1:52.700	13	1 Lap	1:55.208	113	16.171	1:44.466
135	18.380	1:39.643	9	2 Laps	1:58.444	18	2 Laps	1:57.309	6	1 Lap	1:50.855	140	18.036	1:43.209
40	2 Laps	1:58.220	36	2 Laps	1:58.443	15	2 Laps	2:03.936	114	46.908	1:45.839	13	1 Lap	1:52.840
114	36.898	1:46.674	40	2 Laps	1:57.279	9	2 Laps	1:57.936	18	2 Laps	1:56.190	6	1 Lap	1:50.597
191	2 Laps	2:04.945	114	40.239	1:46.060	114	43.650	1:45.477	15	2 Laps	2:01.988	114	50.400	1:46.262
45	2 Laps	2:02.203	701	53.352	1:46.107	36	2 Laps	1:58.699	701	1:02.927	1:48.845	18	2 Laps	1:56.951
701	49.964	1:44.644	191	2 Laps	1:59.429	40	2 Laps	1:58.012	36	2 Laps	1:57.608	701	1:06.709	1:46.552
124	1:00.402	1:49.863	45	2 Laps	2:00.376	701	56.663	1:45.377	40	2 Laps	1:57.991	15	2 Laps	1:58.962
125	1:01.080	1:52.480	124	1:04.752	1:47.069	124	1:10.370	1:47.684	124	1:14.649	1:46.860	124	1:19.114	1:47.235
118	1:05.384	1:50.010	125	1:07.545	1:49.184	191	2 Laps	1:59.525	120	1:18.085	1:44.828	120	1:19.206	1:43.891
120	1:08.123	1:51.430	120	1:11.522	1:46.118	120	1:15.838	1:46.382	125	1:23.532	1:50.148	36	2 Laps	2:01.526
101	1:16.138	1:48.889	118	1:13.136	1:50.471	125	1:15.965	1:50.486	118	1:27.873	1:49.412	40	2 Laps	1:59.429
133	1:26.477	1:48.424	101	1:22.174	1:48.755	118	1:21.042	1:49.972	191	2 Laps	2:01.696	125	1:30.104	1:49.342
112	1:33.588	1:45.354	133	1:31.612	1:47.854	45	2 Laps	2:02.282	101	1:36.578	1:50.681	118	1:34.459	1:49.356
126	1:35.345	1:50.040	112	1:36.616	1:45.747	101	1:28.478	1:48.370	45	2 Laps	2:02.570			
181	1:37.381	1:46.454	181	1:41.229	1:46.567	133	1:37.456	1:47.910						
13	1:40.314	1:51.755				112	1:40.258	1:45.708						

GT-CET CAMPEONATO DE ESPAÑA

CARRERA 1 - LAP CHART

LAP 21 @ 10:49:17.391			LAP 22 @ 10:50:59.501			LAP 23 @ 10:52:42.506			LAP 24 @ 10:54:24.164			LAP 25 @ 10:56:05.695		
NO	BEHIND	LAP TIME	NO	BEHIND	LAP TIME	NO	BEHIND	LAP TIME	NO	BEHIND	LAP TIME	NO	BEHIND	LAP TIME
122		1:43.019	122		1:42.110	122		1:43.005	122		1:41.658	122		1:41.531
101	1 Lap	1:50.715	118	1 Lap	1:51.102	125	1 Lap	1:48.871	18	3 Laps	1:57.333	135	5.360	1:40.008
112	1 Lap	1:47.171	100	6.592	1:41.387	100	6.388	1:42.801	100	6.874	1:42.144	100	7.122	1:41.779
100	7.315	1:41.792	101	1 Lap	1:49.685	135	7.452	1:41.014	135	6.883	1:41.089	199	14.609	1:42.643
133	1 Lap	1:50.229	135	9.443	1:40.488	118	1 Lap	1:51.346	125	1 Lap	1:51.301	113	16.379	1:41.999
199	9.062	1:42.987	112	1 Lap	1:46.151	199	11.341	1:43.797	199	13.497	1:43.814	18	3 Laps	1:58.126
181	1 Lap	1:47.434	199	10.549	1:43.597	36	3 Laps	1:58.933	113	15.911	1:43.241	140	18.046	1:41.346
135	11.065	1:40.291	133	1 Lap	1:49.118	113	14.328	1:42.428	140	18.231	1:42.977	125	1 Lap	1:50.057
191	3 Laps	2:02.994	181	1 Lap	1:46.108	112	1 Lap	1:47.893	118	1 Lap	1:51.586	112	1 Lap	1:44.651
113	14.946	1:41.794	113	14.905	1:42.069	140	16.912	1:42.688	112	1 Lap	1:46.575	118	1 Lap	1:49.779
140	17.617	1:42.600	140	17.229	1:41.722	40	3 Laps	2:02.236	15	3 Laps	2:02.108	181	1 Lap	1:47.222
45	3 Laps	2:02.970	126	1 Lap	1:50.266	101	1 Lap	1:51.678	181	1 Lap	1:46.879	133	1 Lap	1:48.160
126	1 Lap	1:50.816	191	3 Laps	2:02.341	181	1 Lap	1:46.386	133	1 Lap	1:48.345	101	1 Lap	1:48.708
9	4 Laps	4:51.312 P	45	3 Laps	2:03.570	133	1 Lap	1:48.395	101	1 Lap	1:51.438	15	3 Laps	2:02.172
13	1 Lap	1:52.122	9	4 Laps	2:03.008	126	1 Lap	1:49.184	36	3 Laps	2:00.712	36	3 Laps	1:56.226
6	1 Lap	1:50.390	13	1 Lap	1:52.319	191	3 Laps	1:58.129	40	3 Laps	1:58.644	126	1 Lap	1:49.121
114	53.676	1:46.295	6	1 Lap	1:50.443	13	1 Lap	1:52.116	126	1 Lap	1:49.319	40	3 Laps	1:58.094
701	1:08.534	1:44.844	114	57.548	1:45.982	45	3 Laps	2:02.071	191	3 Laps	1:58.188	114	1:10.891	1:46.623
18	2 Laps	1:55.889	701	1:10.021	1:43.597	9	4 Laps	1:58.713	114	1:05.799	1:47.273	191	3 Laps	1:57.693
120	1:20.782	1:44.595	120	1:22.794	1:44.122	114	1:00.184	1:45.641	13	1 Lap	1:52.560	701	1:20.160	1:46.543
124	1:23.814	1:47.719	124	1:28.548	1:46.844	6	1 Lap	1:50.881	6	1 Lap	1:50.156	13	1 Lap	1:52.450
15	2 Laps	1:59.226	18	2 Laps	1:56.558	701	1:12.205	1:45.189	701	1:15.148	1:44.601	6	1 Lap	1:51.076
125	1:36.581	1:49.496	15	2 Laps	1:57.698	120	1:26.001	1:46.212	9	4 Laps	1:58.187	9	4 Laps	1:57.749
36	2 Laps	1:59.085				124	1:32.312	1:46.769	45	3 Laps	2:02.134	45	3 Laps	2:00.890
40	2 Laps	1:58.341							120	1:33.406	1:49.063	120	1:39.894	1:48.019
									124	1:37.418	1:46.764			

GT-CET CAMPEONATO DE ESPAÑA

CARRERA 1 - LAP CHART

LAP 26 @ 10:57:47.138			LAP 27 @ 10:59:29.720		
NO	BEHIND	LAP TIME	NO	BEHIND	LAP TIME
122		1:41.443	122		1:42.582
124	1 Lap	1:48.579	135	2.023	1:40.600
135	4.005	1:40.088	120	1 Lap	1:49.816
100	7.439	1:41.760	100	6.868	1:42.011
199	15.063	1:41.897	9	5 Laps	1:59.605
113	15.484	1:40.548	124	1 Lap	1:47.962
140	17.910	1:41.307	113	14.822	1:41.920
125	1 Lap	1:48.949	199	15.685	1:43.204
112	1 Lap	1:45.755	140	17.136	1:41.808
18	3 Laps	1:58.168	45	4 Laps	2:03.708
181	1 Lap	1:47.445	112	1 Lap	1:45.269
118	1 Lap	1:51.605	125	1 Lap	1:49.883
101	1 Lap	1:48.279	181	1 Lap	1:46.705
133	1 Lap	1:53.933	118	1 Lap	1:50.566
126	1 Lap	1:49.396	101	1 Lap	1:47.899
15	3 Laps	1:59.813	133	1 Lap	1:48.337
36	3 Laps	1:56.480	18	3 Laps	2:00.013
40	3 Laps	1:57.738	126	1 Lap	1:48.885
114	1:15.926	1:46.478	15	3 Laps	1:57.615
701	1:24.692	1:45.975	36	3 Laps	1:55.778
13	1 Lap	1:52.236	114	1:20.636	1:47.292
6	1 Lap	1:51.865	40	3 Laps	1:57.563
191	3 Laps	1:59.002	701	1:26.961	1:44.851
			13	1 Lap	1:51.234
			6	1 Lap	1:51.508
			191	3 Laps	2:00.079

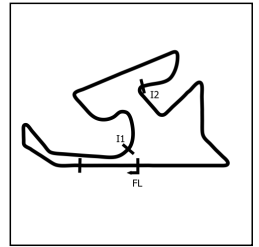
GT-CET CAMPEONATO DE ESPAÑA

CARRERA 1 - POSITION CHART

No	Name	Lap Pos																												
			1	2	3	4	5	6	7	8	9	10	11	12	13	14	15	16	17	18	19	20	21	22	23	24	25	26	27	
113	BAPORO MOTORSPORT	1	122	122	122	122	122	122	122	122	122	122	122	122	122	120	122	122	122	122	122	122	122	122	122	122	122	122	122	
135	RACAR MOTORSPORT	2	113	113	113	113	113	113	113	113	113	113	113	113	113	122	199	199	199	199	199	199	100	100	100	100	100	135	135	135
122	GT CORSE	3	135	135	135	135	135	135	135	135	135	135	199	199	125	113	100	100	100	100	100	199	199	135	135	135	100	100	100	
199	VELOSO MOTORSPORT	4	199	199	199	199	199	199	199	199	199	199	140	140	120	199	140	140	113	113	113	135	135	199	199	199	199	199	113	
140	VELOSO MOTORSPORT	5	118	118	118	140	140	140	140	140	140	140	118	118	140	140	113	113	140	135	135	113	113	113	113	113	113	113	199	
118	ESCUDERIA FARAON	6	140	140	140	118	118	100	100	100	100	114	118	114	114	199	100	135	135	135	140	140	140	140	140	140	140	140	140	
121	PHILIPPE BONNEL	7	121	100	100	100	100	118	118	118	118	100	100	125	125	100	135	114	114	114	114	114	114	114	114	114	114	114	114	
100	ESCUDERIA FARAON	8	101	121	121	121	121	121	121	121	121	118	114	124	120	114	114	701	701	701	701	701	701	701	701	701	701	701	701	
101	PHILIPPE GRUAU	9	125	101	101	101	101	101	101	101	101	121	121	120	126	135	125	125	124	124	124	124	124	120	120	120	120	120	120	
120	ESCUDERIA LA CORU	10	100	125	125	125	125	125	125	125	125	101	125	112	100	118	701	124	125	125	120	120	120	124	124	124	124	124	124	
112	ESCUDERIA FARAON	11	114	114	114	114	114	114	114	114	114	701	124	133	135	701	124	118	118	120	125	125	125	125	125	125	125	112	112	
701	ESCUDERIA BAIX EMP	12	133	124	124	124	124	701	701	701	701	125	120	181	124	124	118	120	120	118	118	118	118	118	118	118	112	112	125	
114	SKUALO COMPETICIÓN	13	124	133	701	701	701	124	124	124	124	124	112	126	701	101	101	101	101	101	101	101	101	101	101	112	112	118	181	
124	GT CORSE	14	701	701	133	112	112	112	112	112	112	120	133	6	101	126	133	133	133	133	133	133	112	112	101	181	181	118	118	
125	MOTOR CLUB SABADEL	15	112	112	112	133	133	133	133	133	133	112	181	100	133	133	126	126	112	112	112	112	133	133	181	133	133	101	101	
133	ESCUDERIA LA CORU	16	120	120	120	120	120	120	120	120	120	133	6	121	13	13	13	112	126	181	181	181	181	181	133	101	101	133	133	
181	ESCUDERIA BAIX EMP	17	181	181	181	181	181	181	181	181	181	181	126	15	6	112	112	13	181	126	126	126	126	126	126	126	126	126	126	
126	PCR SPORT CLUB ES	18	191	6	6	6	6	6	6	6	6	6	13	135	112	181	181	181	13	13	13	13	13	13	13	13	13	13	13	
191	VELOSO MOTORSPORT	19	13	13	13	126	126	126	126	126	126	126	15	701	181	6	6	6	6	6	6	6	6	6	6	6	6	6	6	
6	RX PRO RACING	20	6	126	126	13	13	13	13	13	13	13	101	101	191	15	15	15	18	18	18	18	18	18	18	18	18	18	18	
13	BAPORO MOTORSPORT	21	126	15	15	15	15	15	15	15	15	15	701	13	15	18	18	18	15	15	15	15	15	15	15	15	15	15	15	
36	UCAV RACING	22	45	45	45	45	36	36	36	36	36	36	36	18	9	9	9	9	9	36	36	36	36	36	36	36	36	36	36	
15	LURAUTO K.K.	23	15	40	40	36	40	40	40	40	40	191	191	36	36	36	36	36	36	40	40	40	40	40	40	40	40	40	40	
66	MOTOR CLUB SABADEL	24	40	66	36	40	9	9	9	9	9	18	18	9	40	40	40	40	40	191	191	191	191	191	191	191	191	191		
40	MOTOR CLUB SABADEL	25	66	36	66	66	18	18	18	18	18	9	9	40	191	191	191	191	45	45	45	45	45	45	45	45	45	45	45	
9	BALBOR MOTORSPORT	26	9	9	9	9	191	191	191	191	191	40	40	45	45	45	45	45	9	9	9	9	9	9	9	9	9	9	9	
18	C.D.PLEMAR SPORT	27	36	18	18	18	45	45	45	45	45	45	45	45	45	45	45	45	45	45	45	45	45	45	45	45	45	45	45	
45	MOTOR CLUB SABADEL	28	18	191	191	191	191	191	191	191	191	191	191	191	191	191	191	191	191	191	191	191	191	191	191	191	191	191	191	

GT-CET CAMPEONATO DE ESPAÑA

CARRERA 1 - SECTOR ANALYSIS



SECTOR 1 = FL to I1, SECTOR 2 = I1 to I2 SECTOR 3 = I2 to I3, SECTOR 4 = I3 to FL, DIFF = Difference To Personal Best Lap, P = Crossed Finish Line in Pit Lane, D = Time Disallowed

P1 122 GT Cup GT CORSE				PORSCHE 992 GT3 CUP				
IDEAL LAP TIME : 1:39.246		BEST LAP TIME : 1:39.483		DIFFERENCE : 0.237				
D1: Borja GARCIA		D2: Alejandro BARAMBIO						
LAP	SECTOR 1	SECTOR 2	SECTOR 3	SPEED TRAP	LAP TIME	KPH	DIFF	TIME OF DAY
1 - D1		36.417	38.458		1:47.338	130.95	7.855	10:10:44.110
2 - D1	26.950	35.952	37.819		1:40.721	139.55	1.238	10:12:24.831
3 - D1	26.715	35.785	37.826	230.2	1:40.326	140.10	0.843	10:14:05.157
4 - D1	26.526	35.513	37.713	231.5	1:39.752	140.91	0.269	10:15:44.909
5 - D1	26.389	35.835	37.884	232.9	1:40.108	140.41	0.625	10:17:25.017
6 - D1	26.468	35.760	38.313	232.9	1:40.541	139.80	1.058	10:19:05.558
7 - D1	26.802	35.646	46.208	231.5	1:48.656	129.36	9.173	10:20:54.214
8 - D1	57.028	1:24.727	1:20.216	93.3	3:41.971	63.32	2:02.488	10:24:36.185
9 - D1	58.923	59.729	51.777	68.1	2:50.429	82.47	1:10.946	10:27:26.614
10 - D1	26.603	35.284	37.768	230.2	1:39.655 (2)	141.04	0.172	10:29:06.269
11 - D1	26.339	35.521	37.623	231.5	1:39.483 (1)	141.29		10:30:45.752
12 - D1	26.532	35.397	37.790	231.5	1:39.719 (3)	140.95	0.236	10:32:25.471
13 - D1	26.499	35.894	37.748	232.9	1:40.141	140.36	0.658	10:34:05.612
14 - D1	26.540	36.023	IN PIT	232.9	3:08.085 P	74.73	1:28.602	10:37:13.697
15 - D2	OUTLAP	36.748	38.168	176.0	1:47.200	131.12	7.717	10:39:00.897
16 - D2	27.353	36.613	39.373	232.9	1:43.339	136.02	3.856	10:40:44.236
17 - D2	27.390	36.829	38.500	234.3	1:42.719	136.84	3.236	10:42:26.955
18 - D2	27.828	35.849	38.389	231.5	1:42.066	137.71	2.583	10:44:09.021
19 - D2	28.269	36.153	38.159	230.2	1:42.581	137.02	3.098	10:45:51.602
20 - D2	27.538	36.692	38.540	232.9	1:42.770	136.77	3.287	10:47:34.372
21 - D2	27.666	36.243	39.110	230.2	1:43.019	136.44	3.536	10:49:17.391
22 - D2	27.328	36.128	38.654	232.9	1:42.110	137.65	2.627	10:50:59.501
23 - D2	28.387	36.130	38.488	221.2	1:43.005	136.46	3.522	10:52:42.506
24 - D2	27.450	35.996	38.212	231.5	1:41.658	138.26	2.175	10:54:24.164
25 - D2	27.354	35.964	38.213	231.5	1:41.531	138.44	2.048	10:56:05.695
26 - D2	27.025	36.119	38.299	232.9	1:41.443	138.56	1.960	10:57:47.138
27 - D2	27.802	36.426	38.354	228.9	1:42.582	137.02	3.099	10:59:29.720

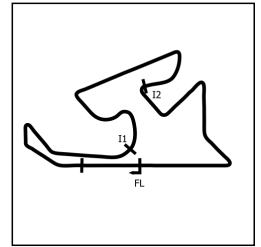
P2 135 GT Cup RACAR MOTORSPORT				PORSCHE 992 GT3 CUP				
IDEAL LAP TIME : 1:39.258		BEST LAP TIME : 1:39.445		DIFFERENCE : 0.187				
D1: Leandro MARTINS		D2: Dieter SVEPES						
LAP	SECTOR 1	SECTOR 2	SECTOR 3	SPEED TRAP	LAP TIME	KPH	DIFF	TIME OF DAY
1 - D1		36.810	38.838		1:48.448	129.61	9.003	10:10:45.220
2 - D1	27.662	36.169	37.952	231.5	1:41.783	138.09	2.338	10:12:27.003
3 - D1	27.533	36.104	38.164	232.9	1:41.801	138.07	2.356	10:14:08.804
4 - D1	27.350	35.859	37.688	231.5	1:40.897	139.31	1.452	10:15:49.701
5 - D1	26.841	36.490	37.794	231.5	1:41.125	138.99	1.680	10:17:30.826
6 - D1	26.971	35.831	38.274	231.5	1:41.076	139.06	1.631	10:19:11.902
7 - D1	27.070	36.273	51.545	231.5	1:54.888	122.34	15.443	10:21:06.790
8 - D1	47.283	1:25.903	1:17.797	126.5	3:30.983	66.62	1:51.538	10:24:37.773
9 - D1	1:00.564	59.273	50.155	69.2	2:49.992	82.68	1:10.547	10:27:27.765
10 - D1	26.948	36.889	38.216	231.5	1:42.053	137.73	2.608	10:29:09.818
11 - D1	26.908	35.829	IN PIT	230.2	3:29.193 P	67.19	1:49.748	10:32:39.011
12 - D2	OUTLAP	35.815	37.771	177.5	1:43.983	135.17	4.538	10:34:22.994
13 - D2	26.796	35.135	37.816	231.5	1:39.747 (3)	140.91	0.302	10:36:02.741
14 - D2	26.837	35.888	38.062	231.5	1:40.787	139.46	1.342	10:37:43.528
15 - D2	26.623	35.107	37.715	231.5	1:39.445 (1)	141.34		10:39:22.973
16 - D2	26.614	35.172	37.857	231.5	1:39.643 (2)	141.06	0.198	10:41:02.616
17 - D2	26.501	35.069	38.237	234.3	1:39.807	140.83	0.362	10:42:42.423
18 - D2	28.911	36.454	38.364	228.9	1:43.729	135.50	4.284	10:44:26.152
19 - D2	26.521	35.424	38.177	231.5	1:40.122	140.39	0.677	10:46:06.274
20 - D2	27.123	36.442	38.326	231.5	1:41.891	137.95	2.446	10:47:48.165
21 - D2	26.884	35.605	37.802	232.9	1:40.291	140.15	0.846	10:49:28.456
22 - D2	26.568	35.518	38.402	234.3	1:40.488	139.87	1.043	10:51:08.944
23 - D2	27.258	35.191	38.565	206.2	1:41.014	139.15	1.569	10:52:49.958
24 - D2	26.566	36.106	38.417	232.9	1:41.089	139.04	1.644	10:54:31.047
25 - D2	27.040	35.256	37.712	230.2	1:40.008	140.55	0.563	10:56:11.055
26 - D2	26.872	35.429	37.787	232.9	1:40.088	140.43	0.643	10:57:51.143
27 - D2	27.106	35.735	37.759	234.3	1:40.600	139.72	1.155	10:59:31.743

Weather / Track : Cloudy / Drying

Circuito de Navarra: 3.904 km
Date: 09/06/2024 Start: 10:08 Finish: 10:59

GT-CET CAMPEONATO DE ESPAÑA

CARRERA 1 - SECTOR ANALYSIS



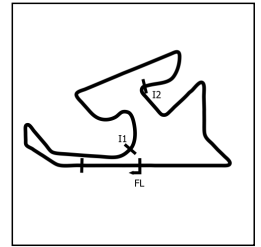
SECTOR 1 = FL to I1, SECTOR 2 = I1 to I2 SECTOR 3 = I2 to I3, SECTOR 4 = I3 to FL, DIFF = Difference To Personal Best Lap, P = Crossed Finish Line in Pit Lane, D = Time Disallowed

P3 100 GT Cup ESCUDERIA FARAON				Porsche 992 GT3 CUP				
IDEAL LAP TIME : 1:40.670		BEST LAP TIME : 1:41.106		DIFFERENCE : 0.436				
D1: Pablo BRAS		D2: Fernando fernando GONZ/						
LAP	SECTOR 1	SECTOR 2	SECTOR 3	SPEED TRAP	LAP TIME	KPH	DIFF	TIME OF DAY
1 - D1		39.765	40.277		1:56.631	120.51	15.525	10:10:53.403
2 - D1	28.831	37.084	39.209	214.0	1:45.124	133.71	4.018	10:12:38.527
3 - D1	27.882	36.304	38.261	230.2	1:42.447	137.20	1.341	10:14:20.974
4 - D1	27.734	36.010	38.221	230.2	1:41.965	137.85	0.859	10:16:02.939
5 - D1	27.827	35.847	38.603	228.9	1:42.277	137.43	1.171	10:17:45.216
6 - D1	27.672	36.100	38.419	231.5	1:42.191	137.54	1.085	10:19:27.407
7 - D1	27.513	36.026	45.073	230.2	1:48.612	129.41	7.506	10:21:16.019
8 - D1	44.026	1:28.344	1:15.608	186.7	3:27.978	67.58	1:46.872	10:24:43.997
9 - D1	59.793	1:00.442	51.137	71.0	2:51.372	82.02	1:10.266	10:27:35.369
10 - D1	29.154	37.587	39.554	196.0	1:46.295	132.23	5.189	10:29:21.664
11 - D1	27.931	36.798	IN PIT	220.0	2:57.440	P 79.21	1:16.334	10:32:19.104
12 - D2	OUTLAP	37.623	38.499	174.4	1:48.433	129.63	7.327	10:34:07.537
13 - D2	27.556	36.261	38.223	228.9	1:42.040	137.75	0.934	10:35:49.577
14 - D2	28.048	36.054	38.187	215.2	1:42.289	137.41	1.183	10:37:31.866
15 - D2	27.994	36.412	38.600	209.5	1:43.006	136.46	1.900	10:39:14.872
16 - D2	27.281	35.669	38.156	232.9	1:41.106 (1)	139.02		10:40:55.978
17 - D2	27.379	35.902	38.336	232.9	1:41.617	138.32	0.511	10:42:37.595
18 - D2	27.471	36.054	38.326	232.9	1:41.851	138.00	0.745	10:44:19.446
19 - D2	27.274	36.092	38.056	234.3	1:41.422 (3)	138.59	0.316	10:46:00.868
20 - D2	27.357	36.526	38.163	234.3	1:42.046	137.74	0.940	10:47:42.914
21 - D2	27.307	36.053	38.432	232.9	1:41.792	138.08	0.686	10:49:24.706
22 - D2	27.162	35.820	38.405	232.9	1:41.387 (2)	138.63	0.281	10:51:06.093
23 - D2	26.951	36.755	39.095	234.3	1:42.801	136.73	1.695	10:52:48.894
24 - D2	27.061	36.334	38.749	232.9	1:42.144	137.61	1.038	10:54:31.038
25 - D2	27.419	36.310	38.050	228.9	1:41.779	138.10	0.673	10:56:12.817
26 - D2	27.467	36.125	38.168	232.9	1:41.760	138.13	0.654	10:57:54.577
27 - D2	27.404	36.099	38.508	232.9	1:42.011	137.79	0.905	10:59:36.588

P4 199 GT Cup VELOSO MOTORSPORT				Porsche 991.2 GT3 CUP				
IDEAL LAP TIME : 1:41.192		BEST LAP TIME : 1:41.381		DIFFERENCE : 0.189				
D1: José BARROS								
LAP	SECTOR 1	SECTOR 2	SECTOR 3	SPEED TRAP	LAP TIME	KPH	DIFF	TIME OF DAY
1 - D1		37.065	38.842		1:49.236	128.67	7.855	10:10:46.008
2 - D1	27.919	36.279	38.271	216.3	1:42.469	137.17	1.088	10:12:28.477
3 - D1	27.767	36.050	38.183	225.0	1:42.000	137.80	0.619	10:14:10.477
4 - D1	27.542	36.197	38.146	227.5	1:41.885	137.96	0.504	10:15:52.362
5 - D1	27.628	36.599	38.384	235.7	1:42.611	136.98	1.230	10:17:34.973
6 - D1	27.412	35.900	38.323	234.3	1:41.635	138.30	0.254	10:19:16.608
7 - D1	28.292	36.590	47.066	228.9	1:51.948	125.56	10.567	10:21:08.556
8 - D1	47.423	1:26.601	1:16.860	128.1	3:30.884	66.65	1:49.503	10:24:39.440
9 - D1	1:00.847	59.779	51.961	71.7	2:52.587	81.44	1:11.206	10:27:32.027
10 - D1	28.324	36.047	38.133	221.2	1:42.504	137.12	1.123	10:29:14.531
11 - D1	27.352	36.859	38.063	234.3	1:42.274	137.43	0.893	10:30:56.805
12 - D1	27.733	38.356	38.571	232.9	1:44.660	134.30	3.279	10:32:41.465
13 - D1	27.415	37.059	IN PIT	234.3	3:03.254	P 76.70	1:21.873	10:35:44.719
14 - D1	OUTLAP	36.772	38.746	175.2	1:46.796	131.61	5.415	10:37:31.515
15 - D1	27.375	36.095	38.108	228.9	1:41.578 (2)	138.37	0.197	10:39:13.093
16 - D1	27.444	35.783	38.154	237.1	1:41.381 (1)	138.64		10:40:54.474
17 - D1	27.733	36.188	38.597	203.0	1:42.518	137.10	1.137	10:42:36.992
18 - D1	27.500	36.240	38.212	235.7	1:41.952	137.87	0.571	10:44:18.944
19 - D1	27.460	35.999	38.157	238.5	1:41.616 (3)	138.32	0.235	10:46:00.560
20 - D1	27.463	37.212	38.231	234.3	1:42.906	136.59	1.525	10:47:43.466
21 - D1	27.407	36.553	39.027	231.5	1:42.987	136.48	1.606	10:49:26.453
22 - D1	27.688	36.631	39.278	237.1	1:43.597	135.68	2.216	10:51:10.050
23 - D1	28.081	36.517	39.199	221.2	1:43.797	135.42	2.416	10:52:53.847
24 - D1	27.741	37.324	38.749	237.1	1:43.814	135.39	2.433	10:54:37.661
25 - D1	27.651	36.385	38.607	235.7	1:42.643	136.94	1.262	10:56:20.304
26 - D1	27.346	35.986	38.565	235.7	1:41.897	137.94	0.516	10:58:02.201
27 - D1	27.539	36.937	38.728	234.3	1:43.204	136.19	1.823	10:59:45.405

GT-CET CAMPEONATO DE ESPAÑA

CARRERA 1 - SECTOR ANALYSIS



SECTOR 1 = FL to I1, SECTOR 2 = I1 to I2 SECTOR 3 = I2 to I3, SECTOR 4 = I3 to FL, DIFF = Difference To Personal Best Lap, P = Crossed Finish Line in Pit Lane, D = Time Disallowed

P5 140 GT Cup VELOSO MOTORSPORT				PORSCHE 992 GT3 CUP				
IDEAL LAP TIME : 1:40.902		BEST LAP TIME : 1:41.307		DIFFERENCE : 0.405				
D1: Pedro MARREIROS		D2: José MARREIROS						
LAP	SECTOR 1	SECTOR 2	SECTOR 3	SPEED TRAP	LAP TIME	KPH	DIFF	TIME OF DAY
1 - D1		37.849	39.608		1:52.581	124.85	11.274	10:10:49.353
2 - D1	28.107	36.642	38.858	214.0	1:43.607	135.66	2.300	10:12:32.960
3 - D1	27.945	36.157	39.009	222.4	1:43.111	136.32	1.804	10:14:16.071
4 - D1	27.687	36.549	38.611	230.2	1:42.847	136.67	1.540	10:15:58.918
5 - D1	27.438	35.983	38.289	227.5	1:41.710	138.19	0.403	10:17:40.628
6 - D1	27.722	36.054	38.456	212.9	1:42.232	137.49	0.925	10:19:22.860
7 - D1	28.004	37.721	45.756	217.5	1:51.481	126.08	10.174	10:21:14.341
8 - D1	44.707	1:27.501	1:16.283	167.7	3:28.491	67.41	1:47.184	10:24:42.832
9 - D1	59.815	1:00.391	52.083	67.4	2:52.289	81.58	1:10.982	10:27:35.121
10 - D1	28.826	36.692	38.747	215.2	1:44.265	134.81	2.958	10:29:19.386
11 - D1	27.344	35.745	38.339	228.9	1:41.428 (3)	138.58	0.121	10:31:00.814
12 - D1	27.457	36.367	38.644	228.9	1:42.468	137.17	1.161	10:32:43.282
13 - D1	27.640	35.862	IN PIT	208.4	2:58.749 P	78.63	1:17.442	10:35:42.031
14 - D2	OUTLAP	37.512	39.360	162.9	1:49.688	128.14	8.381	10:37:31.719
15 - D2	27.743	36.398	39.499	214.0	1:43.640	135.62	2.333	10:39:15.359
16 - D2	27.539	36.355	38.978	231.5	1:42.872	136.63	1.565	10:40:58.231
17 - D2	27.497	37.834	38.694	230.2	1:44.025	135.12	2.718	10:42:42.256
18 - D2	28.838	36.371	38.700	231.5	1:43.909	135.27	2.602	10:44:26.165
19 - D2	27.754	36.542	38.738	203.0	1:43.034	136.42	1.727	10:46:09.199
20 - D2	27.583	36.868	38.758	230.2	1:43.209	136.19	1.902	10:47:52.408
21 - D2	27.425	36.048	39.127	230.2	1:42.600	137.00	1.293	10:49:35.008
22 - D2	27.231	36.280	38.211	230.2	1:41.722	138.18	0.415	10:51:16.730
23 - D2	27.270	36.192	39.226	231.5	1:42.688	136.88	1.381	10:52:59.418
24 - D2	27.320	36.755	38.902	232.9	1:42.977	136.49	1.670	10:54:42.395
25 - D2	26.946	36.006	38.394	230.2	1:41.346 (2)	138.69	0.039	10:56:23.741
26 - D2	27.010	36.041	38.256	230.2	1:41.307 (1)	138.74		10:58:05.048
27 - D2	26.976	36.225	38.607	230.2	1:41.808	138.06	0.501	10:59:46.856

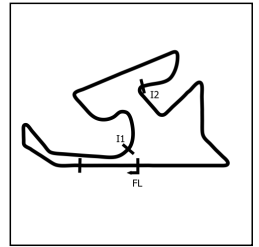
P6 113 GT Cup BAPORO MOTORSPORT				PORSCHE 992 GT3 CUP				
IDEAL LAP TIME : 1:39.877		BEST LAP TIME : 1:39.990		DIFFERENCE : 0.113				
D1: Joan VINYES		D2: Jaume FONT						
LAP	SECTOR 1	SECTOR 2	SECTOR 3	SPEED TRAP	LAP TIME	KPH	DIFF	TIME OF DAY
1 - D1		36.864	39.145		1:48.088	130.04	8.098	10:10:44.860
2 - D1	27.363	36.281	38.237	228.9	1:41.881	137.96	1.891	10:12:26.741
3 - D1	27.296	35.973	38.172	231.5	1:41.441	138.56	1.451	10:14:08.182
4 - D1	27.003	35.767	37.988	230.2	1:40.758	139.50	0.768	10:15:48.940
5 - D1	27.018	36.220	38.016	231.5	1:41.254	138.82	1.264	10:17:30.194
6 - D1	26.947	35.893	38.570	231.5	1:41.410	138.60	1.420	10:19:11.604
7 - D1	27.150	36.092	51.567	231.5	1:54.809	122.43	14.819	10:21:06.413
8 - D1	46.824	1:25.871	1:17.965	128.9	3:30.660	66.72	1:50.670	10:24:37.073
9 - D1	59.781	59.934	50.728	74.7	2:50.443	82.46	1:10.453	10:27:27.516
10 - D1	26.769	36.014	37.972	230.2	1:40.755	139.50	0.765	10:29:08.271
11 - D1	26.641	35.710	37.660	232.9	1:40.011 (2)	140.54	0.021	10:30:48.282
12 - D1	26.620	35.597	37.773	232.9	1:39.990 (1)	140.57		10:32:28.272
13 - D1	27.726	35.686	38.044	226.2	1:41.456	138.54	1.466	10:34:09.728
14 - D1	26.811	35.772	IN PIT	232.9	3:18.393 P	70.85	1:38.403	10:37:28.121
15 - D2	OUTLAP	36.871	38.456	157.7	1:48.031	130.11	8.041	10:39:16.152
16 - D2	27.098	36.553	38.909	234.3	1:42.560	137.05	2.570	10:40:58.712
17 - D2	27.315	36.980	38.671	234.3	1:42.966	136.51	2.976	10:42:41.678
18 - D2	29.024	35.873	38.199	215.2	1:43.096	136.34	3.106	10:44:24.774
19 - D2	26.862	36.077	38.364	232.9	1:41.303	138.75	1.313	10:46:06.077
20 - D2	27.103	38.491	38.872	231.5	1:44.466	134.55	4.476	10:47:50.543
21 - D2	26.989	36.227	38.578	234.3	1:41.794	138.08	1.804	10:49:32.337
22 - D2	27.177	36.327	38.565	234.3	1:42.069	137.71	2.079	10:51:14.406
23 - D2	27.115	36.326	38.987	232.9	1:42.428	137.23	2.438	10:52:56.834
24 - D2	27.702	36.535	39.004	234.3	1:43.241	136.14	3.251	10:54:40.075
25 - D2	27.059	36.002	38.938	232.9	1:41.999	137.80	2.009	10:56:22.074
26 - D2	26.682	35.782	38.084	234.3	1:40.548 (3)	139.79	0.558	10:58:02.622
27 - D2	27.376	36.125	38.419	234.3	1:41.920	137.91	1.930	10:59:44.542

Weather / Track : Cloudy / Drying

Circuito de Navarra: 3.904 km
Date: 09/06/2024 Start: 10:08 Finish: 10:59

GT-CET CAMPEONATO DE ESPAÑA

CARRERA 1 - SECTOR ANALYSIS



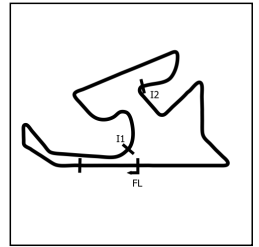
SECTOR 1 = FL to I1, SECTOR 2 = I1 to I2 SECTOR 3 = I2 to I3, SECTOR 4 = I3 to FL, DIFF = Difference To Personal Best Lap, P = Crossed Finish Line in Pit Lane, D = Time Disallowed

P7 114 GT Cup SKUALO COMPETICION				PORSCHE 991-1 GT3 CUP				
IDEAL LAP TIME : 1:45.008		BEST LAP TIME : 1:45.227		DIFFERENCE : 0.219				
D1: Van Hendrik VAN ZOEST								
LAP	SECTOR 1	SECTOR 2	SECTOR 3	SPEED TRAP	LAP TIME	KPH	DIFF	TIME OF DAY
1 - D1		40.329	41.086		2:00.847	116.31	15.620	10:10:57.619
2 - D1	29.591	37.988	40.589	215.2	1:48.168	129.94	2.941	10:12:45.787
3 - D1	29.167	37.425	39.794	218.7	1:46.386	132.12	1.159	10:14:32.173
4 - D1	28.697	36.938	39.592	218.7	1:45.227 (1)	133.57		10:16:17.400
5 - D1	28.544	37.377	39.677	227.5	1:45.598 (3)	133.11	0.371	10:18:02.998
6 - D1	28.711	37.187	40.105	227.5	1:46.003	132.60	0.776	10:19:49.001
7 - D1	31.066	48.192	44.383	226.2	2:03.641	113.68	18.414	10:21:52.642
8 - D1	32.711	1:13.004	1:12.855	193.1	2:58.570	78.71	1:13.343	10:24:51.212
9 - D1	59.280	1:01.218	43.533	52.5	2:44.031	85.69	58.804	10:27:35.243
10 - D1	28.823	37.831	39.798	218.7	1:46.452	132.04	1.225	10:29:21.695
11 - D1	28.874	37.226	39.883	206.2	1:45.983	132.62	0.756	10:31:07.678
12 - D1	28.842	37.952	39.735	227.5	1:46.529	131.94	1.302	10:32:54.207
13 - D1	28.674	37.879	IN PIT	225.0	3:02.238 P	77.13	1:17.011	10:35:56.445
14 - D1	OUTLAP	37.879	40.204	171.4	1:51.799	125.72	6.572	10:37:48.244
15 - D1	28.785	37.336	40.095	227.5	1:46.216	132.33	0.989	10:39:34.460
16 - D1	28.750	37.789	40.135	227.5	1:46.674	131.76	1.447	10:41:21.134
17 - D1	28.913	37.363	39.784	228.9	1:46.060	132.53	0.833	10:43:07.194
18 - D1	28.780	37.166	39.531	227.5	1:45.477 (2)	133.26	0.250	10:44:52.671
19 - D1	28.539	37.639	39.661	227.5	1:45.839	132.80	0.612	10:46:38.510
20 - D1	28.878	37.540	39.844	226.2	1:46.262	132.27	1.035	10:48:24.772
21 - D1	28.787	37.324	40.184	226.2	1:46.295	132.23	1.068	10:50:11.067
22 - D1	28.629	37.255	40.098	228.9	1:45.982	132.62	0.755	10:51:57.049
23 - D1	28.558	37.324	39.759	227.5	1:45.641	133.05	0.414	10:53:42.690
24 - D1	29.297	37.812	40.164	225.0	1:47.273	131.03	2.046	10:55:29.963
25 - D1	29.214	37.422	39.987	227.5	1:46.623	131.83	1.396	10:57:16.586
26 - D1	28.957	37.504	40.017	221.2	1:46.478	132.01	1.251	10:59:03.064
27 - D1	28.665	37.903	40.724	223.7	1:47.292	131.00	2.065	11:00:50.356

P8 701 GPX ESCUDERIA BAIX EMPORDÀ				VORTEX 1.0				
IDEAL LAP TIME : 1:43.131		BEST LAP TIME : 1:43.166		DIFFERENCE : 0.035				
D1: Marc GRUAU D2: Alexander GRUAU								
LAP	SECTOR 1	SECTOR 2	SECTOR 3	SPEED TRAP	LAP TIME	KPH	DIFF	TIME OF DAY
1 - D1		42.504	42.186		2:03.826	113.51	20.660	10:11:00.598
2 - D1	31.165	39.954	40.239	204.1	1:51.358	126.22	8.192	10:12:51.956
3 - D1	29.064	38.662	40.825	218.7	1:48.551	129.48	5.385	10:14:40.507
4 - D1	29.249	37.334	38.968	218.7	1:45.551	133.16	2.385	10:16:26.058
5 - D1	27.874	36.767	38.525	221.2	1:43.166 (1)	136.24		10:18:09.224
6 - D1	28.291	36.979	38.731	210.6	1:44.001 (3)	135.15	0.835	10:19:53.225
7 - D1	28.094	48.674	44.558	220.0	2:01.326	115.85	18.160	10:21:54.551
8 - D1	31.139	1:14.324	1:12.384	201.0	2:57.847	79.03	1:14.681	10:24:52.398
9 - D1	58.735	1:01.609	49.028	56.0	2:49.372	82.99	1:06.206	10:27:41.770
10 - D1	29.442	37.907	IN PIT	210.6	3:08.674 P	74.49	1:25.508	10:30:50.444
11 - D2	OUTLAP	39.476	39.644	164.3	1:52.700	124.72	9.534	10:32:43.144
12 - D2	28.996	37.752	39.402	195.0	1:46.150	132.41	2.984	10:34:29.294
13 - D2	28.333	37.677	39.050	217.5	1:45.060	133.79	1.894	10:36:14.354
14 - D2	28.820	40.265	39.176	217.5	1:48.261	129.83	5.095	10:38:02.615
15 - D2	29.228	38.371	39.342	217.5	1:46.941	131.43	3.775	10:39:49.556
16 - D2	28.132	37.497	39.015	220.0	1:44.644	134.32	1.478	10:41:34.200
17 - D2	28.859	37.783	39.465	210.6	1:46.107	132.47	2.941	10:43:20.307
18 - D2	28.370	37.684	39.323	217.5	1:45.377	133.38	2.211	10:45:05.684
19 - D2	29.940	38.699	40.206	200.0	1:48.845	129.13	5.679	10:46:54.529
20 - D2	29.238	37.456	39.858	211.7	1:46.552	131.91	3.386	10:48:41.081
21 - D2	28.533	37.350	38.961	220.0	1:44.844	134.06	1.678	10:50:25.925
22 - D2	28.013	36.881	38.703	220.0	1:43.597 (2)	135.68	0.431	10:52:09.522
23 - D2	28.104	38.097	38.988	220.0	1:45.189	133.62	2.023	10:53:54.711
24 - D2	28.207	37.465	38.929	220.0	1:44.601	134.37	1.435	10:55:39.312
25 - D2	27.839	37.649	41.055	220.0	1:46.543	131.92	3.377	10:57:25.855
26 - D2	29.330	37.518	39.127	210.6	1:45.975	132.63	2.809	10:59:11.830
27 - D2	28.304	37.301	39.246	216.3	1:44.851	134.05	1.685	11:00:56.681

GT-CET CAMPEONATO DE ESPAÑA

CARRERA 1 - SECTOR ANALYSIS



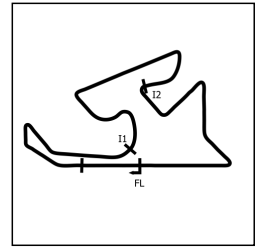
SECTOR 1 = FL to I1, SECTOR 2 = I1 to I2, SECTOR 3 = I2 to I3, SECTOR 4 = I3 to FL, DIFF = Difference To Personal Best Lap, P = Crossed Finish Line in Pit Lane, D = Time Disallowed

P9 120 GPX		ESCUDERIA LA CORUÑA			KTM GT2				
IDEAL LAP TIME : 1:43.190		BEST LAP TIME : 1:43.891			DIFFERENCE : 0.701				
D1: Jon AIZPURUA									
LAP	SECTOR 1	SECTOR 2	SECTOR 3	SPEED TRAP	LAP TIME	KPH	DIFF	TIME OF DAY	
1 - D1		42.264	43.248			2:06.764	110.88	22.873	10:11:03.536
2 - D1	30.847	40.399	43.062	215.2	1:54.308	122.96	10.417	10:12:57.844	
3 - D1	29.804	39.411	40.730	220.0	1:49.945	127.84	6.054	10:14:47.789	
4 - D1	29.747	38.522	40.328	222.4	1:48.597	129.43	4.706	10:16:36.386	
5 - D1	28.886	38.227	39.695	226.2	1:46.808	131.60	2.917	10:18:23.194	
6 - D1	29.114	37.823	40.402	222.4	1:47.339	130.95	3.448	10:20:10.533	
7 - D1	30.668	44.317	44.534	207.3	1:59.519	117.60	15.628	10:22:10.052	
8 - D1	34.455	1:02.438	1:11.693	166.3	2:48.586	83.37	1:04.695	10:24:58.638	
9 - D1	58.000	1:01.312	47.869	65.7	2:47.181	84.07	1:03.290	10:27:45.819	
10 - D1	32.254	39.161	40.188	198.9	1:51.603	125.94	7.712	10:29:37.422	
11 - D1	29.988	37.901	39.458	217.5	1:47.347	130.94	3.456	10:31:24.769	
12 - D1	28.294	37.660	39.769	226.2	1:45.723	132.95	1.832	10:33:10.492	
13 - D1	29.478	37.965	40.956	223.7	1:48.399	129.67	4.508	10:34:58.891	
14 - D1	29.178	39.429	41.372	205.1	1:49.979	127.80	6.088	10:36:48.870	
15 - D1	28.887	40.383	IN PIT	223.7	3:12.059	P 73.18	1:28.168	10:40:00.929	
16 - D1	OUTLAP	38.038	39.756	157.7	1:51.430	126.14	7.539	10:41:52.359	
17 - D1	28.452	38.411	39.255	226.2	1:46.118	132.45	2.227	10:43:38.477	
18 - D1	28.499	37.399	40.484	227.5	1:46.382	132.12	2.491	10:45:24.859	
19 - D1	28.769	37.113	38.946	226.2	1:44.828	134.08	0.937	10:47:09.687	
20 - D1	27.871	36.561	39.459	225.0	1:43.891 (1)	135.29		10:48:53.578	
21 - D1	28.104	37.341	39.150	227.5	1:44.595 (3)	134.38	0.704	10:50:38.173	
22 - D1	27.683	37.192	39.247	228.9	1:44.122 (2)	134.99	0.231	10:52:22.295	
23 - D1	29.220	37.510	39.482	225.0	1:46.212	132.34	2.321	10:54:08.507	
24 - D1	28.774	38.907	41.382	223.7	1:49.063	128.88	5.172	10:55:57.570	
25 - D1	29.005	38.970	40.044	227.5	1:48.019	130.12	4.128	10:57:45.589	
26 - D1	29.079	39.926	40.811	222.4	1:49.816	127.99	5.925	10:59:35.405	

P10 124 GT4		GT CORSE			BMW M4 GT4			
IDEAL LAP TIME : 1:46.069		BEST LAP TIME : 1:46.640			DIFFERENCE : 0.571			
D1: Manuel BERTOLIN								
LAP	SECTOR 1	SECTOR 2	SECTOR 3	SPEED TRAP	LAP TIME	KPH	DIFF	TIME OF DAY
1 - D1		40.539	41.499	172.1	2:01.676	115.52	15.036	10:10:58.448
2 - D1	29.956	38.814	40.492	203.0	1:49.262	128.64	2.622	10:12:47.710
3 - D1	29.451	37.752	40.228	211.7	1:47.431	130.83	0.791	10:14:35.141
4 - D1	29.332	37.575	40.257	212.9	1:47.164	131.16	0.524	10:16:22.305
5 - D1	28.885	37.489	40.279	211.7	1:46.653 (2)	131.79	0.013	10:18:08.958
6 - D1	29.548	37.852	40.449	205.1	1:47.849	130.33	1.209	10:19:56.807
7 - D1	30.308	51.112	48.082	214.0	2:09.502	108.54	22.862	10:22:06.309
8 - D1	34.291	1:01.482	1:12.272	172.9	2:48.045	83.64	1:01.405	10:24:54.354
9 - D1	57.945	1:02.912	49.063	55.6	2:49.920	82.72	1:03.280	10:27:44.274
10 - D1	29.254	37.592	40.779	210.6	1:47.625	130.60	0.985	10:29:31.899
11 - D1	28.717	37.654	40.269	211.7	1:46.640 (1)	131.80		10:31:18.539
12 - D1	28.962	37.588	IN PIT	212.9	3:05.116	P 75.93	1:18.476	10:34:23.655
13 - D1	OUTLAP	38.941	40.963	163.6	1:53.047	124.33	6.407	10:36:16.702
14 - D1	28.949	39.790	41.835	211.7	1:50.574	127.12	3.934	10:38:07.276
15 - D1	29.028	38.024	40.447	212.9	1:47.499	130.75	0.859	10:39:54.775
16 - D1	28.912	38.634	42.317	212.9	1:49.863	127.94	3.223	10:41:44.638
17 - D1	28.713	37.826	40.530	211.7	1:47.069	131.28	0.429	10:43:31.707
18 - D1	29.401	37.866	40.417	214.0	1:47.684	130.53	1.044	10:45:19.391
19 - D1	28.952	37.531	40.377	212.9	1:46.860	131.53	0.220	10:47:06.251
20 - D1	28.678	37.905	40.652	212.9	1:47.235	131.07	0.595	10:48:53.486
21 - D1	29.098	37.730	40.891	211.7	1:47.719	130.48	1.079	10:50:41.205
22 - D1	28.826	37.585	40.433	214.0	1:46.844	131.55	0.204	10:52:28.049
23 - D1	28.816	37.403	40.550	211.7	1:46.769	131.65	0.129	10:54:14.818
24 - D1	28.903	37.402	40.459	211.7	1:46.764 (3)	131.65	0.124	10:56:01.582
25 - D1	28.842	39.517	40.220	211.7	1:48.579	129.45	1.939	10:57:50.161
26 - D1	29.318	37.171	41.473	215.2	1:47.962	130.19	1.322	10:59:38.123

GT-CET CAMPEONATO DE ESPAÑA

CARRERA 1 - SECTOR ANALYSIS



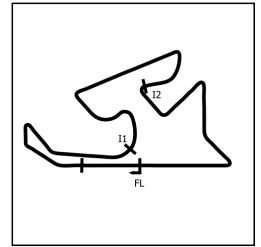
SECTOR 1 = FL to I1, SECTOR 2 = I1 to I2 SECTOR 3 = I2 to I3, SECTOR 4 = I3 to FL, DIFF = Difference To Personal Best Lap, P = Crossed Finish Line in Pit Lane, D = Time Disallowed

P11 112 GT Cup ESCUDERIA FARAON				PORSCHE 992 GT3 CUP				
IDEAL LAP TIME : 1:43.784		BEST LAP TIME : 1:44.525		DIFFERENCE : 0.741				
D1: Pedro LOURINHO		D2: Miguel GOMEZ						
LAP	SECTOR 1	SECTOR 2	SECTOR 3	SPEED TRAP	LAP TIME	KPH	DIFF	TIME OF DAY
1 - D1		41.324	42.393	166.3	2:04.457	112.93	19.932	10:11:01.229
2 - D1	30.875	40.094	40.238	215.2	1:51.207	126.39	6.682	10:12:52.436
3 - D1	29.074	38.612	40.973	211.7	1:48.659	129.36	4.134	10:14:41.095
4 - D1	30.927	37.963	39.440	192.2	1:48.330	129.75	3.805	10:16:29.425
5 - D1	28.057	37.351	39.432	230.2	1:44.840 (3)	134.07	0.315	10:18:14.265
6 - D1	28.113	37.292	39.120	230.2	1:44.525 (1)	134.47		10:19:58.790
7 - D1	30.266	50.242	47.712	231.5	2:08.220	109.62	23.695	10:22:07.010
8 - D1	34.923	1:01.602	1:11.966	161.6	2:48.491	83.42	1:03.966	10:24:55.501
9 - D1	58.012	1:02.403	50.838	49.7	2:51.253	82.07	1:06.728	10:27:46.754
10 - D1	31.649	38.970	40.428	201.0	1:51.047	126.57	6.522	10:29:37.801
11 - D1	29.975	38.138	39.564	201.0	1:47.677	130.54	3.152	10:31:25.478
12 - D1	28.743	37.880	IN PIT	220.0	3:38.344 P	64.37	1:53.819	10:35:03.822
13 - D2	OUTLAP	39.553	41.222	154.0	1:56.118	121.05	11.593	10:36:59.940
14 - D2	29.441	37.871	40.150	206.2	1:47.462	130.80	2.937	10:38:47.402
15 - D2	28.453	37.381	39.234	228.9	1:45.068	133.78	0.543	10:40:32.470
16 - D2	28.276	37.429	39.649	230.2	1:45.354	133.41	0.829	10:42:17.824
17 - D2	28.585	37.484	39.678	230.2	1:45.747	132.92	1.222	10:44:03.571
18 - D2	28.581	37.207	39.920	230.2	1:45.708	132.97	1.183	10:45:49.279
19 - D2	28.445	38.544	39.748	227.5	1:46.737	131.69	2.212	10:47:36.016
20 - D2	29.501	37.611	40.059	212.9	1:47.171	131.15	2.646	10:49:23.187
21 - D2	29.297	37.101	39.753	227.5	1:46.151	132.41	1.626	10:51:09.338
22 - D2	30.250	37.240	40.403	212.9	1:47.893	130.27	3.368	10:52:57.231
23 - D2	28.827	37.922	39.826	227.5	1:46.575	131.89	2.050	10:54:43.806
24 - D2	28.243	36.607	39.801	227.5	1:44.651 (2)	134.31	0.126	10:56:28.457
25 - D2	28.240	38.384	39.131	231.5	1:45.755	132.91	1.230	10:58:14.212
26 - D2	28.936	36.889	39.444	230.2	1:45.269	133.52	0.744	10:59:59.481

P12 125 GT4 MOTOR CLUB SABADELL				PORSCHE 718 GT4 RS Clubsport				
IDEAL LAP TIME : 1:46.075		BEST LAP TIME : 1:46.168		DIFFERENCE : 0.093				
D1: Jordi FUSET		D2: Lorenz MENDIETA						
LAP	SECTOR 1	SECTOR 2	SECTOR 3	SPEED TRAP	LAP TIME	KPH	DIFF	TIME OF DAY
1 - D1		39.024	40.528	180.0	1:56.448	120.70	10.280	10:10:53.220
2 - D1	29.761	37.944	40.175	211.7	1:47.880	130.29	1.712	10:12:41.100
3 - D1	28.765	37.696	40.414	215.2	1:46.875	131.52	0.707	10:14:27.975
4 - D1	28.611	37.875	40.268	216.3	1:46.754 (3)	131.66	0.586	10:16:14.729
5 - D1	28.739	37.992	40.184	216.3	1:46.915	131.47	0.747	10:18:01.644
6 - D1	28.654	37.803	40.771	215.2	1:47.228	131.08	1.060	10:19:48.872
7 - D1	31.408	47.062	43.575	212.9	2:02.045	115.17	15.877	10:21:50.917
8 - D1	33.487	1:12.525	1:13.375	187.6	2:59.387	78.35	1:13.219	10:24:50.304
9 - D1	59.142	1:01.504	50.859	52.8	2:51.505	81.95	1:05.337	10:27:41.809
10 - D1	29.707	38.137	40.704	211.7	1:48.548	129.49	2.380	10:29:30.357
11 - D1	28.471	37.815	40.088	217.5	1:46.374 (2)	132.13	0.206	10:31:16.731
12 - D1	28.480	37.548	40.140	215.2	1:46.168 (1)	132.39		10:33:02.899
13 - D1	28.984	37.822	40.170	216.3	1:46.976	131.39	0.808	10:34:49.875
14 - D1	29.053	37.516	IN PIT	215.2	3:07.180 P	75.09	1:21.012	10:37:57.055
15 - D2	OUTLAP	40.219	41.201	159.0	1:55.781	121.40	9.613	10:39:52.836
16 - D2	29.963	40.155	42.362	214.0	1:52.480	124.96	6.312	10:41:45.316
17 - D2	29.195	38.587	41.402	215.2	1:49.184	128.73	3.016	10:43:34.500
18 - D2	29.903	39.147	41.436	215.2	1:50.486	127.22	4.318	10:45:24.986
19 - D2	30.084	39.116	40.948	211.7	1:50.148	127.61	3.980	10:47:15.134
20 - D2	29.716	38.827	40.799	216.3	1:49.342	128.55	3.174	10:49:04.476
21 - D2	29.579	38.736	41.181	216.3	1:49.496	128.37	3.328	10:50:53.972
22 - D2	29.270	39.004	40.597	216.3	1:48.871	129.10	2.703	10:52:42.843
23 - D2	30.247	39.326	41.728	181.6	1:51.301	126.28	5.133	10:54:34.144
24 - D2	29.593	38.627	41.837	215.2	1:50.057	127.71	3.889	10:56:24.201
25 - D2	29.696	38.286	40.967	214.0	1:48.949	129.01	2.781	10:58:13.150
26 - D2	31.220	38.090	40.573	215.2	1:49.883	127.91	3.715	11:00:03.033

GT-CET CAMPEONATO DE ESPAÑA

CARRERA 1 - SECTOR ANALYSIS



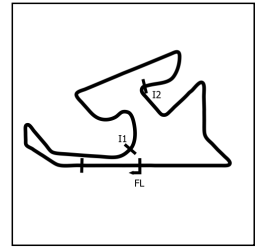
SECTOR 1 = FL to I1, SECTOR 2 = I1 to I2 SECTOR 3 = I2 to I3, SECTOR 4 = I3 to FL, DIFF = Difference To Personal Best Lap, P = Crossed Finish Line in Pit Lane, D = Time Disallowed

P13 181 GT4 ESCUDERIA BAIX EMPORDÀ				MCLAREN ARTURA GT4				
IDEAL LAP TIME : 1:45.457		BEST LAP TIME : 1:45.781		DIFFERENCE : 0.324				
D1: Jan SCHIDLOF		D2: Francesc GUTIERREZ						
LAP	SECTOR 1	SECTOR 2	SECTOR 3	SPEED TRAP	LAP TIME	KPH	DIFF	TIME OF DAY
1 - D1		42.519	43.381	172.1	2:07.471	110.26	21.690	10:11:04.243
2 - D1	30.715	40.271	42.855	208.4	1:53.841	123.47	8.060	10:12:58.084
3 - D1	30.511	39.325	41.149	205.1	1:50.985	126.64	5.204	10:14:49.069
4 - D1	29.711	38.133	40.824	210.6	1:48.668	129.34	2.887	10:16:37.737
5 - D1	29.418	38.161	40.786	214.0	1:48.365	129.71	2.584	10:18:26.102
6 - D1	29.099	37.971	40.243	214.0	1:47.313	130.98	1.532	10:20:13.415
7 - D1	29.456	43.873	45.174	210.6	1:58.503	118.61	12.722	10:22:11.918
8 - D1	33.242	1:03.073	1:11.874	167.0	2:48.189	83.57	1:02.408	10:25:00.107
9 - D1	57.581	1:01.521	47.923	65.6	2:47.025	84.15	1:01.244	10:27:47.132
10 - D1	31.950	39.621	41.476	203.0	1:53.047	124.33	7.266	10:29:40.179
11 - D1	29.918	39.101	40.942	211.7	1:49.961	127.82	4.180	10:31:30.140
12 - D1	29.768	38.063	IN PIT	204.1	3:34.904	P 65.40	1:49.123	10:35:05.044
13 - D2	OUTLAP	38.523	42.701	163.6	1:55.380	121.82	9.599	10:37:00.424
14 - D2	29.326	38.540	40.355	215.2	1:48.221	129.88	2.440	10:38:48.645
15 - D2	28.524	37.362	40.632	215.2	1:46.518	131.96	0.737	10:40:35.163
16 - D2	28.613	38.021	39.820	216.3	1:46.454	132.04	0.673	10:42:21.617
17 - D2	28.577	37.832	40.158	216.3	1:46.567	131.90	0.786	10:44:08.184
18 - D2	29.543	37.261	40.066	214.0	1:46.870	131.52	1.089	10:45:55.054
19 - D2	28.517	37.200	40.064	215.2	1:45.781 (1)	132.88		10:47:40.835
20 - D2	28.643	37.569	41.222	215.2	1:47.434	130.83	1.653	10:49:28.269
21 - D2	28.437	37.433	40.238	217.5	1:46.108 (2)	132.47	0.327	10:51:14.377
22 - D2	28.746	37.584	40.056	216.3	1:46.386 (3)	132.12	0.605	10:53:00.763
23 - D2	29.172	37.612	40.095	218.7	1:46.879	131.51	1.098	10:54:47.642
24 - D2	29.967	37.229	40.026	214.0	1:47.222	131.09	1.441	10:56:34.864
25 - D2	28.606	38.264	40.575	215.2	1:47.445	130.82	1.664	10:58:22.309
26 - D2	28.663	37.530	40.512	212.9	1:46.705	131.72	0.924	11:00:09.014

P14 118 GPX ESCUDERIA FARAON				FERRARI 488 CH EVO				
IDEAL LAP TIME : 1:42.891		BEST LAP TIME : 1:43.015		DIFFERENCE : 0.124				
D1: Alvaro FONTES		D2: Pedro SILVERO						
LAP	SECTOR 1	SECTOR 2	SECTOR 3	SPEED TRAP	LAP TIME	KPH	DIFF	TIME OF DAY
1 - D1		37.926	38.971		1:51.613	125.93	8.598	10:10:48.385
2 - D1	28.105	37.160	38.709	222.4	1:43.974	135.18	0.959	10:12:32.359
3 - D1	27.680	36.708	38.823	234.3	1:43.211 (2)	136.18	0.196	10:14:15.570
4 - D1	27.624	36.793	39.410	238.5	1:43.827	135.38	0.812	10:15:59.397
5 - D1	27.662	37.141	38.665	234.3	1:43.468 (3)	135.85	0.453	10:17:42.865
6 - D1	28.477	36.646	39.577	228.9	1:44.700	134.25	1.685	10:19:27.565
7 - D1	28.410	36.905	44.410	222.4	1:49.725	128.10	6.710	10:21:17.290
8 - D1	43.662	1:28.724	1:15.463	169.9	3:27.849	67.62	1:44.834	10:24:45.139
9 - D1	59.364	1:00.625	50.475	63.4	2:50.464	82.45	1:07.449	10:27:35.603
10 - D1	29.680	37.410	38.944	188.5	1:46.034	132.56	3.019	10:29:21.637
11 - D1	27.600	37.593	38.802	237.1	1:43.995	135.16	0.980	10:31:05.632
12 - D1	27.580	36.664	38.771	238.5	1:43.015 (1)	136.44		10:32:48.647
13 - D1	27.919	36.857	IN PIT	237.1	3:14.338	P 72.32	1:31.323	10:36:02.985
14 - D2	OUTLAP	43.607	43.232	133.7	2:05.284	112.19	22.269	10:38:08.269
15 - D2	30.469	40.442	40.430	203.0	1:51.341	126.24	8.326	10:39:59.610
16 - D2	29.908	39.640	40.462	209.5	1:50.010	127.77	6.995	10:41:49.620
17 - D2	29.810	40.768	39.893	210.6	1:50.471	127.23	7.456	10:43:40.091
18 - D2	29.837	39.867	40.268	212.9	1:49.972	127.81	6.957	10:45:30.063
19 - D2	29.913	39.351	40.148	211.7	1:49.412	128.47	6.397	10:47:19.475
20 - D2	29.897	38.703	40.756	208.4	1:49.356	128.53	6.341	10:49:08.831
21 - D2	30.132	39.804	41.166	208.4	1:51.102	126.51	8.087	10:50:59.933
22 - D2	30.556	38.905	41.885	198.9	1:51.346	126.23	8.331	10:52:51.279
23 - D2	29.929	39.504	42.153	209.5	1:51.586	125.96	8.571	10:54:42.865
24 - D2	29.904	38.877	40.998	210.6	1:49.779	128.04	6.764	10:56:32.644
25 - D2	30.254	40.693	40.658	210.6	1:51.605	125.94	8.590	10:58:24.249
26 - D2	30.608	39.558	40.400	200.0	1:50.566	127.12	7.551	11:00:14.815

GT-CET CAMPEONATO DE ESPAÑA

CARRERA 1 - SECTOR ANALYSIS



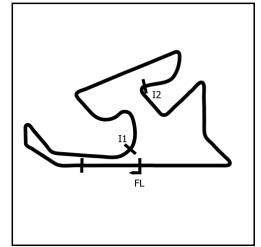
SECTOR 1 = FL to I1, SECTOR 2 = I1 to I2 SECTOR 3 = I2 to I3, SECTOR 4 = I3 to FL, DIFF = Difference To Personal Best Lap, P = Crossed Finish Line in Pit Lane, D = Time Disallowed

P15 101 GPX PHILIPPE GRUAU				VORTEX 1.0				
IDEAL LAP TIME : 1:44.358		BEST LAP TIME : 1:44.576		DIFFERENCE : 0.218				
D1: Phillipe GRUAU		D2: Joanna GRUAU						
LAP	SECTOR 1	SECTOR 2	SECTOR 3	SPEED TRAP	LAP TIME	KPH	DIFF	TIME OF DAY
1 - D1		39.294	40.562		1:55.848	121.33	11.272	10:10:52.620
2 - D1	29.104	37.556	40.703	223.7	1:47.363	130.92	2.787	10:12:39.983
3 - D1	28.571	37.310	39.599	222.4	1:45.480	133.25	0.904	10:14:25.463
4 - D1	28.201	37.116	39.259	221.2	1:44.576 (1)	134.41		10:16:10.039
5 - D1	28.043	37.157	39.394	222.4	1:44.594 (2)	134.38	0.018	10:17:54.633
6 - D1	27.983	37.705	39.744	222.4	1:45.432 (3)	133.32	0.856	10:19:40.065
7 - D1	28.492	38.148	43.397	222.4	1:50.037	127.74	5.461	10:21:30.102
8 - D1	34.024	1:30.159	1:14.078	172.1	3:18.261	70.89	1:33.685	10:24:48.363
9 - D1	59.225	1:01.208	50.049	62.8	2:50.482	82.44	1:05.906	10:27:38.845
10 - D1	29.489	38.322	IN PIT	204.1	3:07.478	P 74.97	1:22.902	10:30:46.323
11 - D2	OUTLAP	41.273	42.150	144.5	2:00.369	116.77	15.793	10:32:46.692
12 - D2	31.906	39.663	41.791	206.2	1:53.360	123.99	8.784	10:34:40.052
13 - D2	30.759	38.988	41.127	203.0	1:50.874	126.77	6.298	10:36:30.926
14 - D2	30.010	40.594	41.388	204.1	1:51.992	125.51	7.416	10:38:22.918
15 - D2	29.693	38.343	40.531	214.0	1:48.567	129.47	3.991	10:40:11.485
16 - D2	29.787	38.640	40.462	208.4	1:48.889	129.08	4.313	10:42:00.374
17 - D2	29.430	38.570	40.755	206.2	1:48.755	129.24	4.179	10:43:49.129
18 - D2	29.423	38.626	40.321	214.0	1:48.370	129.70	3.794	10:45:37.499
19 - D2	30.092	39.940	40.649	211.7	1:50.681	126.99	6.105	10:47:28.180
20 - D2	29.905	39.470	41.340	214.0	1:50.715	126.95	6.139	10:49:18.895
21 - D2	29.847	38.261	41.577	210.6	1:49.685	128.15	5.109	10:51:08.580
22 - D2	31.701	38.944	41.033	198.9	1:51.678	125.86	7.102	10:53:00.258
23 - D2	30.455	39.346	41.637	195.0	1:51.438	126.13	6.862	10:54:51.696
24 - D2	29.377	38.938	40.393	196.0	1:48.708	129.30	4.132	10:56:40.404
25 - D2	29.170	38.927	40.182	210.6	1:48.279	129.81	3.703	10:58:28.683
26 - D2	29.313	38.635	39.951	214.0	1:47.899	130.27	3.323	11:00:16.582

P16 133 GT4 ESCUDERIA LA CORUÑA				LIGIER JS2R				
IDEAL LAP TIME : 1:47.223		BEST LAP TIME : 1:47.854		DIFFERENCE : 0.631				
D1: Ángel SANTOS		D2: Mikkel KRISTENSEN						
LAP	SECTOR 1	SECTOR 2	SECTOR 3	SPEED TRAP	LAP TIME	KPH	DIFF	TIME OF DAY
1 - D1		40.071	41.985	183.3	2:00.919	116.24	13.065	10:10:57.691
2 - D1	30.484	39.528	41.866	207.3	1:51.878	125.63	4.024	10:12:49.569
3 - D1	30.265	39.371	41.452	205.1	1:51.088	126.53	3.234	10:14:40.657
4 - D1	31.117	38.856	41.075	190.3	1:51.048	126.57	3.194	10:16:31.705
5 - D1	29.508	38.155	41.086	206.2	1:48.749	129.25	0.895	10:18:20.454
6 - D1	29.819	38.170	41.321	206.2	1:49.310	128.59	1.456	10:20:09.764
7 - D1	30.596	43.316	45.562	204.1	1:59.474	117.65	11.620	10:22:09.238
8 - D1	34.686	1:01.471	1:12.193	160.3	2:48.350	83.49	1:00.496	10:24:57.588
9 - D1	57.789	1:01.645	50.050	66.4	2:49.484	82.93	1:01.630	10:27:47.072
10 - D1	31.710	39.543	41.664	198.9	1:52.917	124.48	5.063	10:29:39.989
11 - D1	29.877	38.917	41.010	206.2	1:49.804	128.01	1.950	10:31:29.793
12 - D1	29.833	38.014	IN PIT	204.1	3:13.154	P 72.77	1:25.300	10:34:42.947
13 - D2	OUTLAP	40.346	41.363	141.4	1:59.972	117.16	12.118	10:36:42.919
14 - D2	30.104	39.135	40.929	193.1	1:50.168	127.58	2.314	10:38:33.087
15 - D2	29.910	38.741	40.551	207.3	1:49.202	128.71	1.348	10:40:22.289
16 - D2	29.628	38.239	40.557	206.2	1:48.424	129.64	0.570	10:42:10.713
17 - D2	29.550	37.930	40.374	206.2	1:47.854 (1)	130.32		10:43:58.567
18 - D2	29.397	38.056	40.457	206.2	1:47.910 (2)	130.25	0.056	10:45:46.477
19 - D2	29.313	38.303	40.678	206.2	1:48.294	129.79	0.440	10:47:34.771
20 - D2	30.646	38.750	40.833	198.0	1:50.229	127.51	2.375	10:49:25.000
21 - D2	29.636	38.944	40.538	208.4	1:49.118	128.81	1.264	10:51:14.118
22 - D2	30.275	37.906	40.214	193.1	1:48.395	129.67	0.541	10:53:02.513
23 - D2	29.463	38.122	40.760	208.4	1:48.345	129.73	0.491	10:54:50.858
24 - D2	29.232	38.484	40.444	205.1	1:48.160 (3)	129.95	0.306	10:56:39.018
25 - D2	29.201	44.485	40.247	206.2	1:53.933	123.37	6.079	10:58:32.951
26 - D2	29.103	37.919	41.315	206.2	1:48.337	129.74	0.483	11:00:21.288

GT-CET CAMPEONATO DE ESPAÑA

CARRERA 1 - SECTOR ANALYSIS



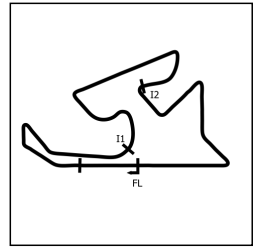
SECTOR 1 = FL to I1, SECTOR 2 = I1 to I2 SECTOR 3 = I2 to I3, SECTOR 4 = I3 to FL, DIFF = Difference To Personal Best Lap, P = Crossed Finish Line in Pit Lane, D = Time Disallowed

P17 126 GT4 PCR SPORT CLUB ESPORTIU				MERCEDES AMG GT4				
IDEAL LAP TIME : 1:48.000		BEST LAP TIME : 1:48.414		DIFFERENCE : 0.414				
D1: Vincenzo MARTINEZ		D2: Josep PARERA						
LAP	SECTOR 1	SECTOR 2	SECTOR 3	SPEED TRAP	LAP TIME	KPH	DIFF	TIME OF DAY
1 - D1		43.931	44.703	156.5	2:11.757	106.68	23.343	10:11:08.529
2 - D1	32.056	41.073	43.829	190.3	1:56.958	120.18	8.544	10:13:05.487
3 - D1	30.989	39.823	42.476	198.9	1:53.288	124.07	4.874	10:14:58.775
4 - D1	31.136	39.659	41.511	184.1	1:52.306	125.15	3.892	10:16:51.081
5 - D1	30.385	37.954	41.085	206.2	1:49.424	128.45	1.010	10:18:40.505
6 - D1	29.743	38.013	44.096	209.5	1:51.852	125.66	3.438	10:20:32.357
7 - D1	33.622	41.162	44.941	194.1	1:59.725	117.40	11.311	10:22:32.082
8 - D1	32.612	46.070	1:11.501	193.1	2:30.183	93.59	41.769	10:25:02.265
9 - D1	58.107	1:00.920	47.563	67.2	2:46.590	84.37	58.176	10:27:48.855
10 - D1	31.517	39.949	41.792	203.0	1:53.258	124.10	4.844	10:29:42.113
11 - D1	30.597	38.289	41.750	198.9	1:50.636	127.04	2.222	10:31:32.749
12 - D1	29.857	38.469	41.263	210.6	1:49.589	128.26	1.175	10:33:22.338
13 - D1	30.416	39.132	IN PIT	202.0	3:17.394	P 71.20	1:28.980	10:36:39.732
14 - D2	OUTLAP	41.122	41.594	142.9	1:59.426	117.69	11.012	10:38:39.158
15 - D2	30.312	38.556	41.515	207.3	1:50.383	127.34	1.969	10:40:29.541
16 - D2	29.967	39.029	41.044	210.6	1:50.040	127.73	1.626	10:42:19.581
17 - D2	29.769	38.365	41.384	214.0	1:49.518	128.34	1.104	10:44:09.099
18 - D2	29.618	37.902	40.894	209.5	1:48.414 (1)	129.65		10:45:57.513
19 - D2	29.686	38.867	40.709	215.2	1:49.262	128.64	0.848	10:47:46.775
20 - D2	30.085	39.072	41.659	214.0	1:50.816	126.84	2.402	10:49:37.591
21 - D2	30.172	38.662	41.432	202.0	1:50.266	127.47	1.852	10:51:27.857
22 - D2	29.664	38.460	41.060	211.7	1:49.184	128.73	0.770	10:53:17.041
23 - D2	29.896	38.262	41.161	212.9	1:49.319	128.57	0.905	10:55:06.360
24 - D2	29.542	38.305	41.274	211.7	1:49.121 (3)	128.81	0.707	10:56:55.481
25 - D2	29.425	38.716	41.255	215.2	1:49.396	128.48	0.982	10:58:44.877
26 - D2	29.389	38.174	41.322	212.9	1:48.885 (2)	129.09	0.471	11:00:33.762

P18 13 Clase 1 BAPORO MOTORSPORT				CUPRA TCR DSG				
IDEAL LAP TIME : 1:50.538		BEST LAP TIME : 1:51.166		DIFFERENCE : 0.628				
D1: Joan VINYES								
LAP	SECTOR 1	SECTOR 2	SECTOR 3	SPEED TRAP	LAP TIME	KPH	DIFF	TIME OF DAY
1 - D1		43.413	45.001	176.7	2:10.278	107.89	19.112	10:11:07.050
2 - D1	31.901	41.954	43.724	205.1	1:57.579	119.54	6.413	10:13:04.629
3 - D1	30.936	40.250	42.699	207.3	1:53.885	123.42	2.719	10:14:58.514
4 - D1	30.654	41.066	42.517	207.3	1:54.237	123.04	3.071	10:16:52.751
5 - D1	30.102	40.463	41.877	207.3	1:52.442	125.00	1.276	10:18:45.193
6 - D1	30.204	39.683	42.086	207.3	1:51.973	125.53	0.807	10:20:37.166
7 - D1	34.330	41.281	44.961	146.1	2:00.572	116.57	9.406	10:22:37.738
8 - D1	32.017	43.854	1:09.278	203.0	2:25.149	96.83	33.983	10:25:02.887
9 - D1	58.519	1:01.316	47.129	70.3	2:46.964	84.18	55.798	10:27:49.851
10 - D1	31.719	40.343	42.768	209.5	1:54.830	122.40	3.664	10:29:44.681
11 - D1	30.372	41.044	IN PIT	208.4	3:12.819	P 72.89	1:21.653	10:32:57.500
12 - D1	OUTLAP	40.847	42.822	160.3	1:59.461	117.66	8.295	10:34:56.961
13 - D1	30.034	40.752	42.577	206.2	1:53.363	123.99	2.197	10:36:50.324
14 - D1	30.221	39.502	41.582	208.4	1:51.305 (3)	126.28	0.139	10:38:41.629
15 - D1	29.733	39.288	42.145	208.4	1:51.166 (1)	126.44		10:40:32.795
16 - D1	29.785	40.376	41.594	208.4	1:51.755	125.77	0.589	10:42:24.550
17 - D1	30.610	39.694	42.045	207.3	1:52.349	125.11	1.183	10:44:16.899
18 - D1	31.891	41.079	42.238	207.3	1:55.208	122.00	4.042	10:46:12.107
19 - D1	30.426	40.254	42.160	207.3	1:52.840	124.56	1.674	10:48:04.947
20 - D1	30.226	39.873	42.023	206.2	1:52.122	125.36	0.956	10:49:57.069
21 - D1	30.361	40.060	41.898	207.3	1:52.319	125.14	1.153	10:51:49.388
22 - D1	29.722	39.734	42.660	208.4	1:52.116	125.37	0.950	10:53:41.504
23 - D1	31.024	39.290	42.246	206.2	1:52.560	124.87	1.394	10:55:34.064
24 - D1	30.053	39.697	42.700	206.2	1:52.450	124.99	1.284	10:57:26.514
25 - D1	31.260	39.406	41.570	207.3	1:52.236	125.23	1.070	10:59:18.750
26 - D1	29.680	39.590	41.964	206.2	1:51.234 (2)	126.36	0.068	11:01:09.984

GT-CET CAMPEONATO DE ESPAÑA

CARRERA 1 - SECTOR ANALYSIS



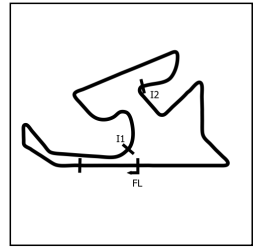
SECTOR 1 = FL to I1, SECTOR 2 = I1 to I2 SECTOR 3 = I2 to I3, SECTOR 4 = I3 to FL, DIFF = Difference To Personal Best Lap, P = Crossed Finish Line in Pit Lane, D = Time Disallowed

P19 6 D1 RX PRO RACING				PEUGEOT 308 RACING CUP				
IDEAL LAP TIME : 1:48.894		BEST LAP TIME : 1:49.777		DIFFERENCE : 0.883				
D1: Manuel CANIZARES		D2: Marcos MENKES						
LAP	SECTOR 1	SECTOR 2	SECTOR 3	SPEED TRAP	LAP TIME	KPH	DIFF	TIME OF DAY
1 - D1		43.630	44.632	156.5	2:11.047	107.26	21.270	10:11:07.819
2 - D1	31.776	41.374	42.437	196.0	1:55.587	121.60	5.810	10:13:03.406
3 - D1	30.426	38.928	41.355	198.0	1:50.709	126.96	0.932	10:14:54.115
4 - D1	30.234	38.522	41.414	201.0	1:50.170 (3)	127.58	0.393	10:16:44.285
5 - D1	29.879	38.277	41.621	201.0	1:49.777 (1)	128.04		10:18:34.062
6 - D1	29.429	39.933	43.474	201.0	1:52.836	124.57	3.059	10:20:26.898
7 - D1	32.849	41.051	43.829	178.3	1:57.729	119.39	7.952	10:22:24.627
8 - D1	31.347	53.639	1:11.507	198.9	2:36.493	89.81	46.716	10:25:01.120
9 - D1	57.571	1:01.471	47.992	68.2	2:47.034	84.15	57.257	10:27:48.154
10 - D1	31.695	40.068	41.881	200.0	1:53.644	123.68	3.867	10:29:41.798
11 - D1	32.094	39.088	42.267	192.2	1:53.449	123.89	3.672	10:31:35.247
12 - D1	30.114	39.018	IN PIT	202.0	3:24.832	P 68.62	1:35.055	10:35:00.079
13 - D2	OUTLAP	40.832	44.362	132.4	2:01.308	115.87	11.531	10:37:01.387
14 - D2	31.398	39.999	41.935	188.5	1:53.332	124.02	3.555	10:38:54.719
15 - D2	30.401	40.146	43.199	198.0	1:53.746	123.57	3.969	10:40:48.465
16 - D2	30.038	39.386	42.198	202.0	1:51.622	125.92	1.845	10:42:40.087
17 - D2	32.290	38.957	41.453	193.1	1:52.700	124.72	2.923	10:44:32.787
18 - D2	30.110	39.076	41.669	203.0	1:50.855	126.79	1.078	10:46:23.642
19 - D2	30.051	39.227	41.319	202.0	1:50.597	127.09	0.820	10:48:14.239
20 - D2	30.055	38.846	41.489	201.0	1:50.390	127.33	0.613	10:50:04.629
21 - D2	30.049	39.163	41.231	202.0	1:50.443	127.27	0.666	10:51:55.072
22 - D2	30.601	39.092	41.188	202.0	1:50.881	126.76	1.104	10:53:45.953
23 - D2	29.942	38.947	41.267	204.1	1:50.156 (2)	127.60	0.379	10:55:36.109
24 - D2	29.867	39.202	42.007	202.0	1:51.076	126.54	1.299	10:57:27.185
25 - D2	30.784	39.701	41.380	204.1	1:51.865	125.65	2.088	10:59:19.050
26 - D2	29.802	39.538	42.168	202.0	1:51.508	126.05	1.731	11:01:10.558

P20 18 D3 C.D.PLEMAR SPORT				RENAULT CLIO CUP IV				
IDEAL LAP TIME : 1:55.627		BEST LAP TIME : 1:55.889		DIFFERENCE : 0.262				
D1: Jose LOPEZ		D2: Alvaro RODRIGUEZ						
LAP	SECTOR 1	SECTOR 2	SECTOR 3	SPEED TRAP	LAP TIME	KPH	DIFF	TIME OF DAY
1 - D1		45.414	46.604	152.8	2:17.964	101.88	22.075	10:11:14.736
2 - D1	33.652	42.659	45.088	180.8	2:01.399	115.78	5.510	10:13:16.135
3 - D1	33.563	42.091	44.436	180.0	2:00.090	117.04	4.201	10:15:16.225
4 - D1	33.169	41.526	44.482	180.8	1:59.177	117.94	3.288	10:17:15.402
5 - D1	33.420	42.261	46.347	179.1	2:02.028	115.18	6.139	10:19:17.430
6 - D1	33.591	42.313	47.124	180.0	2:03.028	114.25	7.139	10:21:20.458
7 - D1	41.363	1:29.404	1:14.833	161.6	3:25.600	68.36	1:29.711	10:24:46.058
8 - D1	59.499	1:00.785	52.169	62.1	2:52.453	81.50	56.564	10:27:38.511
9 - D1	34.396	42.371	45.373	171.4	2:02.140	115.08	6.251	10:29:40.651
10 - D1	33.996	42.767	IN PIT	180.8	3:14.618	P 72.22	1:18.729	10:32:55.269
11 - D2	OUTLAP	41.867	44.051	142.9	2:02.299	114.93	6.410	10:34:57.568
12 - D2	32.303	40.895	43.635	180.8	1:56.833	120.31	0.944	10:36:54.401
13 - D2	31.820	40.666	44.858	182.4	1:57.344	119.78	1.455	10:38:51.745
14 - D2	31.877	40.646	44.802	183.3	1:57.325	119.80	1.436	10:40:49.070
15 - D2	31.482	40.776	44.043	185.0	1:56.301 (3)	120.86	0.412	10:42:45.371
16 - D2	31.603	41.258	44.448	182.4	1:57.309	119.82	1.420	10:44:42.680
17 - D2	31.777	40.739	43.674	181.6	1:56.190 (2)	120.97	0.301	10:46:38.870
18 - D2	31.803	40.851	44.297	183.3	1:56.951	120.18	1.062	10:48:35.821
19 - D2	31.744	40.571	43.574	181.6	1:55.889 (1)	121.29		10:50:31.710
20 - D2	31.805	40.912	43.841	183.3	1:56.558	120.59	0.669	10:52:28.268
21 - D2	31.946	41.359	44.028	183.3	1:57.333	119.79	1.444	10:54:25.601
22 - D2	32.070	41.879	44.177	181.6	1:58.126	118.99	2.237	10:56:23.727
23 - D2	32.234	41.607	44.327	183.3	1:58.168	118.95	2.279	10:58:21.895
24 - D2	32.785	42.963	44.265	180.8	2:00.013	117.12	4.124	11:00:21.908

GT-CET CAMPEONATO DE ESPAÑA

CARRERA 1 - SECTOR ANALYSIS



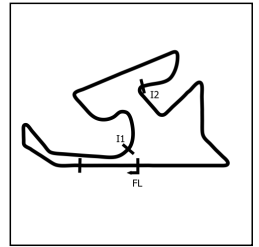
SECTOR 1 = FL to I1, SECTOR 2 = I1 to I2 SECTOR 3 = I2 to I3, SECTOR 4 = I3 to FL, DIFF = Difference To Personal Best Lap, P = Crossed Finish Line in Pit Lane, D = Time Disallowed

P21 15 D1		LURAUTO K.K.		BMW 240 I				
IDEAL LAP TIME : 1:54.667		BEST LAP TIME : 1:54.729		DIFFERENCE : 0.062				
D1: Asier GOROSTOZIA		D2: Luis CHILLIDA						
LAP	SECTOR 1	SECTOR 2	SECTOR 3	SPEED TRAP	LAP TIME	KPH	DIFF	TIME OF DAY
1 - D1		44.894	44.956	168.5	2:13.419	105.35	18.690	10:11:10.191
2 - D1	31.415	41.253	43.931	196.0	1:56.599	120.55	1.870	10:13:06.790
3 - D1	31.621	40.327	43.335	200.0	1:55.283	121.92	0.554	10:15:02.073
4 - D1	31.477	40.162	43.090	198.0	1:54.729 (1)	122.51		10:16:56.802
5 - D1	31.712	41.481	43.393	196.0	1:56.586	(3) 120.56	1.857	10:18:53.388
6 - D1	31.703	41.075	46.546	197.0	1:59.324	117.79	4.595	10:20:52.712
7 - D1	57.796	1:24.347	1:00.232	99.7	3:22.375	69.45	1:27.646	10:24:15.087
8 - D1	35.001	43.500	46.823	183.3	2:05.324	112.15	10.595	10:26:20.411
9 - D1	34.553	42.233	46.194	172.9	2:02.980	114.29	8.251	10:28:23.391
10 - D1	33.569	41.776	45.608	165.6	2:00.953	116.21	6.224	10:30:24.344
11 - D1	33.264	42.570	45.333	175.2	2:01.167	116.00	6.438	10:32:25.511
12 - D1	33.255	43.324	IN PIT	169.9	3:48.678	P 61.46	1:53.949	10:36:14.189
13 - D2	OUTLAP	46.138	48.243	133.7	2:14.893	104.20	20.164	10:38:29.082
14 - D2	34.776	43.927	49.351	187.6	2:08.054	109.76	13.325	10:40:37.136
15 - D2	33.198	43.650	46.102	188.5	2:02.950	114.32	8.221	10:42:40.086
16 - D2	35.187	42.416	46.333	169.9	2:03.936	113.41	9.207	10:44:44.022
17 - D2	33.128	42.807	46.053	181.6	2:01.988	115.22	7.259	10:46:46.010
18 - D2	32.829	41.683	44.450	187.6	1:58.962	118.15	4.233	10:48:44.972
19 - D2	32.423	41.889	44.914	187.6	1:59.226	117.89	4.497	10:50:44.198
20 - D2	32.649	40.695	44.354	189.4	1:57.698	119.42	2.969	10:52:41.896
21 - D2	34.304	41.874	45.930	158.4	2:02.108	115.11	7.379	10:54:44.004
22 - D2	34.556	43.001	44.615	170.6	2:02.172	115.05	7.443	10:56:46.176
23 - D2	32.738	41.875	45.200	191.3	1:59.813	117.31	5.084	10:58:45.989
24 - D2	32.308	41.325	43.982	193.1	1:57.615	119.51	2.886	11:00:43.604

P22 36 D1		UCAV RACING		SEAT LEON SUPERCOPA MK2				
IDEAL LAP TIME : 1:52.703		BEST LAP TIME : 1:53.750		DIFFERENCE : 1.047				
D1: Carlos ALVAREZ		D2: Jose SANTOS						
LAP	SECTOR 1	SECTOR 2	SECTOR 3	SPEED TRAP	LAP TIME	KPH	DIFF	TIME OF DAY
1 - D1		45.835	45.556	151.1	2:16.221	103.18	22.471	10:11:12.993
2 - D1	33.426	41.606	43.544	155.2	1:58.576	118.54	4.826	10:13:11.569
3 - D1	33.488	41.135	43.685	189.4	1:58.308	118.81	4.558	10:15:09.877
4 - D1	32.364	42.623	43.681	175.2	1:58.668	118.44	4.918	10:17:08.545
5 - D1	31.633	40.629	42.212	187.6	1:54.474	(2) 122.78	0.724	10:19:03.019
6 - D1	31.773	42.249	50.398	193.1	2:04.420	112.97	10.670	10:21:07.439
7 - D1	47.467	1:26.512	1:17.265	121.8	3:31.244	66.54	1:37.494	10:24:38.683
8 - D1	1:00.833	59.479	52.873	68.5	2:53.185	81.16	59.435	10:27:31.868
9 - D1	31.696	42.969	43.196	185.0	1:57.861	119.26	4.111	10:29:29.729
10 - D1	31.819	40.692	42.236	180.0	1:54.747	(3) 122.49	0.997	10:31:24.476
11 - D1	31.547	39.564	42.639	178.3	1:53.750 (1)	123.57		10:33:18.226
12 - D1	30.927	40.294	IN PIT	194.1	3:37.243	P 64.70	1:43.493	10:36:55.469
13 - D2	OUTLAP	41.928	44.041	126.1	2:05.313	112.16	11.563	10:39:00.782
14 - D2	32.619	41.091	45.987	184.1	1:59.697	117.43	5.947	10:41:00.479
15 - D2	33.572	41.166	43.705	178.3	1:58.443	118.67	4.693	10:42:58.922
16 - D2	32.834	41.833	44.032	180.0	1:58.699	118.41	4.949	10:44:57.621
17 - D2	32.601	40.790	44.217	175.2	1:57.608	119.51	3.858	10:46:55.229
18 - D2	33.783	41.648	46.095	177.5	2:01.526	115.66	7.776	10:48:56.755
19 - D2	32.869	41.010	45.206	177.5	1:59.085	118.03	5.335	10:50:55.840
20 - D2	32.774	41.300	44.859	179.1	1:58.933	118.18	5.183	10:52:54.773
21 - D2	33.759	40.402	46.551	187.6	2:00.712	116.44	6.962	10:54:55.485
22 - D2	32.109	40.558	43.559	180.8	1:56.226	120.93	2.476	10:56:51.711
23 - D2	32.104	41.019	43.357	182.4	1:56.480	120.67	2.730	10:58:48.191
24 - D2	32.055	39.852	43.871	184.1	1:55.778	121.40	2.028	11:00:43.969

GT-CET CAMPEONATO DE ESPAÑA

CARRERA 1 - SECTOR ANALYSIS



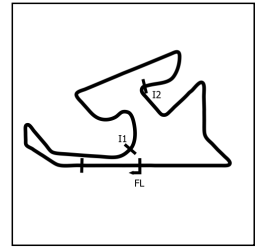
SECTOR 1 = FL to I1, SECTOR 2 = I1 to I2 SECTOR 3 = I2 to I3, SECTOR 4 = I3 to FL, DIFF = Difference To Personal Best Lap, P = Crossed Finish Line in Pit Lane, D = Time Disallowed

P23 40 D3 MOTOR CLUB SABADELL				RENAULT CLIO CUP IV				
IDEAL LAP TIME : 1:56.990		BEST LAP TIME : 1:57.279		DIFFERENCE : 0.289				
D1: Jose PALOMAR								
LAP	SECTOR 1	SECTOR 2	SECTOR 3	SPEED TRAP	LAP TIME	KPH	DIFF	TIME OF DAY
1 - D1		44.409	46.552	159.0	2:14.387	104.59	17.108	10:11:11.159
2 - D1	32.158	41.762	44.878	184.1	1:58.798	118.32	1.519	10:13:09.957
3 - D1	32.794	41.711	44.874	183.3	1:59.379	117.74	2.100	10:15:09.336
4 - D1	32.433	42.550	44.309	183.3	1:59.292	117.83	2.013	10:17:08.628
5 - D1	33.354	43.449	44.662	180.0	2:01.465	115.72	4.186	10:19:10.093
6 - D1	32.648	42.007	46.568	179.1	2:01.223	115.95	3.944	10:21:11.316
7 - D1	45.726	1:26.608	1:16.646	142.9	3:28.980	67.26	1:31.701	10:24:40.296
8 - D1	1:01.291	59.458	53.515	82.1	2:54.264	80.66	56.985	10:27:34.560
9 - D1	32.940	43.049	44.375	178.3	2:00.364	116.78	3.085	10:29:34.924
10 - D1	32.314	42.982	IN PIT	180.0	3:35.700	P 65.16	1:38.421	10:33:10.624
11 - D1	OUTLAP	41.403	44.163	141.9	2:01.245	115.93	3.966	10:35:11.869
12 - D1	32.508	41.234	43.982	178.3	1:57.724 (3)	119.39	0.445	10:37:09.593
13 - D1	32.570	42.020	44.079	180.0	1:58.669	118.44	1.390	10:39:08.262
14 - D1	32.395	41.572	44.253	180.0	1:58.220	118.89	0.941	10:41:06.482
15 - D1	32.412	40.919	43.948	180.8	1:57.279 (1)	119.85		10:43:03.761
16 - D1	32.809	41.031	44.172	179.1	1:58.012	119.10	0.733	10:45:01.773
17 - D1	32.275	41.678	44.038	180.0	1:57.991	119.12	0.712	10:46:59.764
18 - D1	32.258	42.097	45.074	179.1	1:59.429	117.69	2.150	10:48:59.193
19 - D1	32.287	41.877	44.177	181.6	1:58.341	118.77	1.062	10:50:57.534
20 - D1	34.132	42.571	45.533	181.6	2:02.236	114.99	4.957	10:52:59.770
21 - D1	33.163	41.168	44.313	178.3	1:58.644	118.47	1.365	10:54:58.414
22 - D1	32.270	41.182	44.642	180.0	1:58.094	119.02	0.815	10:56:56.508
23 - D1	32.527	41.092	44.119	180.0	1:57.738	119.38	0.459	10:58:54.246
24 - D1	32.123	40.950	44.490	179.1	1:57.563 (2)	119.56	0.284	11:00:51.809

P24 191 GT Cup VELOSO MOTORSPORT				PORSCHE 991.1 GT3 CUP				
IDEAL LAP TIME : 1:54.739		BEST LAP TIME : 1:56.911		DIFFERENCE : 2.172				
D1: Jean-Roch PIAT								
LAP	SECTOR 1	SECTOR 2	SECTOR 3	SPEED TRAP	LAP TIME	KPH	DIFF	TIME OF DAY
1 - D1		43.603	41.956	159.6	2:07.848	109.94	10.937	10:11:04.620
2 - D1	31.158	1:02.795	42.493	184.1	2:16.446	103.01	19.535	10:13:21.066
3 - D1	32.094	41.643	43.174	217.5	1:56.911 (1)	120.22		10:15:17.977
4 - D1	32.367	1:04.390	45.268	194.1	2:22.025	98.96	25.114	10:17:40.002
5 - D1	35.525	44.220	45.001	159.6	2:04.746	112.67	7.835	10:19:44.748
6 - D1	34.196	45.578	45.346	186.7	2:05.120	112.34	8.209	10:21:49.868
7 - D1	34.251	1:11.307	1:13.711	157.7	2:59.269	78.40	1:02.358	10:24:49.137
8 - D1	59.416	1:01.655	51.135	61.5	2:52.206	81.62	55.295	10:27:41.343
9 - D1	34.869	44.848	45.738	156.5	2:05.455	112.04	8.544	10:29:46.798
10 - D1	32.950	42.060	44.311	198.9	1:59.321	117.80	2.410	10:31:46.119
11 - D1	33.313	42.892	44.763	191.3	2:00.968	116.19	4.057	10:33:47.087
12 - D1	33.082	43.081	43.907	196.0	2:00.070	117.06	3.159	10:35:47.157
13 - D1	34.249	43.241	IN PIT	159.0	3:32.719	P 66.07	1:35.808	10:39:19.876
14 - D1	OUTLAP	42.136	44.649	130.6	2:04.945	112.49	8.034	10:41:24.821
15 - D1	32.635	42.154	44.640	194.1	1:59.429	117.69	2.518	10:43:24.250
16 - D1	33.096	42.996	43.433	200.0	1:59.525	117.60	2.614	10:45:23.775
17 - D1	33.895	43.734	44.067	191.3	2:01.696	115.50	4.785	10:47:25.471
18 - D1	33.079	42.950	46.965	198.0	2:02.994	114.28	6.083	10:49:28.465
19 - D1	34.586	42.755	45.000	173.6	2:02.341	114.89	5.430	10:51:30.806
20 - D1	32.898	42.154	43.077	192.2	1:58.129 (3)	118.99	1.218	10:53:28.935
21 - D1	32.630	42.246	43.312	201.0	1:58.188	118.93	1.277	10:55:27.123
22 - D1	32.732	41.843	43.118	201.0	1:57.693 (2)	119.43	0.782	10:57:24.816
23 - D1	34.073	41.625	43.304	191.3	1:59.002	118.11	2.091	10:59:23.818
24 - D1	33.868	42.531	43.680	209.5	2:00.079	117.05	3.168	11:01:23.897

GT-CET CAMPEONATO DE ESPAÑA

CARRERA 1 - SECTOR ANALYSIS



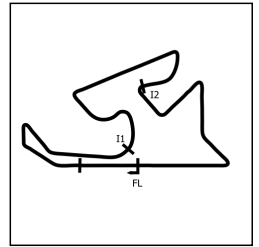
SECTOR 1 = FL to I1, SECTOR 2 = I1 to I2 SECTOR 3 = I2 to I3, SECTOR 4 = I3 to FL, DIFF = Difference To Personal Best Lap, P = Crossed Finish Line in Pit Lane, D = Time Disallowed

P25 45 D3 MOTOR CLUB SABADELL				RENAULT CLIO CUP IV				
IDEAL LAP TIME : 1:58.776		BEST LAP TIME : 1:59.312		DIFFERENCE : 0.536				
D1: Oscar VERGARA		D2: David GARCIA						
LAP	SECTOR 1	SECTOR 2	SECTOR 3	SPEED TRAP	LAP TIME	KPH	DIFF	TIME OF DAY
1 - D1		44.061	45.546	175.2	2:13.256	105.48	13.944	10:11:10.028
2 - D1	32.548	41.979	45.190	185.0	1:59.717 (3)	117.41	0.405	10:13:09.745
3 - D1	32.728	41.804	44.890	182.4	1:59.422 (2)	117.70	0.110	10:15:09.167
4 - D1	32.333	42.340	44.639	183.3	1:59.312 (1)	117.81		10:17:08.479
5 - D1	33.307	1:23.603	47.206	182.4	2:44.116	85.64	44.804	10:19:52.595
6 - D1	34.150	49.623	48.880	177.5	2:12.653	105.96	13.341	10:22:05.248
7 - D1	34.060	1:01.744	1:12.175	173.6	2:47.979	83.67	48.667	10:24:53.227
8 - D1	58.409	1:03.049	51.885	55.4	2:53.343	81.08	54.031	10:27:46.570
9 - D1	35.718	43.606	IN PIT	172.9	3:22.581	P 69.38	1:23.269	10:31:09.151
10 - D2	OUTLAP	43.179	45.684	139.9	2:08.842	109.09	9.530	10:33:17.993
11 - D2	35.097	43.042	45.318	180.0	2:03.457	113.85	4.145	10:35:21.450
12 - D2	32.983	43.525	45.113	179.1	2:01.621	115.57	2.309	10:37:23.071
13 - D2	33.241	43.491	46.048	180.8	2:02.780	114.48	3.468	10:39:25.851
14 - D2	32.934	44.197	45.072	180.0	2:02.203	115.02	2.891	10:41:28.054
15 - D2	32.871	42.388	45.117	180.8	2:00.376	116.76	1.064	10:43:28.430
16 - D2	33.200	43.749	45.333	180.8	2:02.282	114.94	2.970	10:45:30.712
17 - D2	32.681	43.668	46.221	181.6	2:02.570	114.67	3.258	10:47:33.282
18 - D2	33.741	42.665	46.564	180.8	2:02.970	114.30	3.658	10:49:36.252
19 - D2	33.467	42.735	47.368	183.3	2:03.570	113.75	4.258	10:51:39.822
20 - D2	33.555	42.954	45.562	180.0	2:02.071	115.14	2.759	10:53:41.893
21 - D2	33.951	42.772	45.411	180.8	2:02.134	115.08	2.822	10:55:44.027
22 - D2	32.688	43.097	45.105	180.8	2:00.890	116.27	1.578	10:57:44.917
23 - D2	33.760	43.314	46.634	179.1	2:03.708	113.62	4.396	10:59:48.625

P26 9 D3 BALBOR MOTORSPORT C.A.				RENAULT CLIO CUP IV				
IDEAL LAP TIME : 1:57.142		BEST LAP TIME : 1:57.667		DIFFERENCE : 0.525				
D1: Jose ALBORS		D2: German LOPEZ						
LAP	SECTOR 1	SECTOR 2	SECTOR 3	SPEED TRAP	LAP TIME	KPH	DIFF	TIME OF DAY
1 - D1		44.701	46.006	159.0	2:15.913	103.42	18.246	10:11:12.685
2 - D1	32.580	42.062	44.278	185.0	1:58.920	118.19	1.253	10:13:11.605
3 - D1	32.808	43.422	44.656	180.8	2:00.886	116.27	3.219	10:15:12.491
4 - D1	32.508	42.891	44.506	184.1	1:59.905	117.22	2.238	10:17:12.396
5 - D1	32.607	42.494	45.712	184.1	2:00.813	116.34	3.146	10:19:13.209
6 - D1	33.187	41.795	45.375	178.3	2:00.357	116.78	2.690	10:21:13.566
7 - D1	44.468	1:27.105	1:16.206	167.7	3:27.779	67.64	1:30.112	10:24:41.345
8 - D1	1:00.766	59.980	52.973	81.3	2:53.719	80.91	56.052	10:27:35.064
9 - D1	33.495	42.493	45.207	172.1	2:01.195	115.98	3.528	10:29:36.259
10 - D1	33.403	43.031	IN PIT	177.5	3:19.604	P 70.42	1:21.937	10:32:55.863
11 - D2	OUTLAP	42.316	43.955	143.4	2:02.642	114.61	4.975	10:34:58.505
12 - D2	31.953	41.929	43.785	184.1	1:57.667 (1)	119.45		10:36:56.172
13 - D2	32.043	42.477	43.951	185.0	1:58.471	118.64	0.804	10:38:54.643
14 - D2	32.007	41.893	44.259	185.0	1:58.159	118.96	0.492	10:40:52.802
15 - D2	32.547	41.952	43.945	184.1	1:58.444	118.67	0.777	10:42:51.246
16 - D2	32.284	41.906	43.746	181.6	1:57.936 (3)	119.18	0.269	10:44:49.182
17 - D2	33.378	2:24.607	IN PIT	181.6	4:51.312	P 48.25	2:53.645	10:49:40.494
18 - D2	OUTLAP	41.796	44.212	140.9	2:03.008	114.27	5.341	10:51:43.502
19 - D2	32.230	41.728	44.755	181.6	1:58.713	118.40	1.046	10:53:42.215
20 - D2	32.130	41.697	44.360	185.0	1:58.187	118.93	0.520	10:55:40.402
21 - D2	32.321	41.443	43.985	181.6	1:57.749 (2)	119.37	0.082	10:57:38.151
22 - D2	32.451	42.051	45.103	180.8	1:59.605	117.52	1.938	10:59:37.756

GT-CET CAMPEONATO DE ESPAÑA

CARRERA 1 - SECTOR ANALYSIS



SECTOR 1 = FL to I1, SECTOR 2 = I1 to I2 SECTOR 3 = I2 to I3, SECTOR 4 = I3 to FL, DIFF = Difference To Personal Best Lap, P = Crossed Finish Line in Pit Lane, D = Time Disallowed

P27 121 GPX		PHILIPPE BONNEL		VORTEX 2.0				
IDEAL LAP TIME : 1:43.202		BEST LAP TIME : 1:43.717		DIFFERENCE : 0.515				
D1: Philippe BONNEL		D2: Solenn AMROUCHE						
LAP	SECTOR 1	SECTOR 2	SECTOR 3	SPEED TRAP	LAP TIME	KPH	DIFF	TIME OF DAY
1 - D1	OUTLAP	39.168	40.726		1:55.526	121.67	11.809	10:10:52.298
2 - D1	28.735	37.737	40.136	216.3	1:46.608	131.84	2.891	10:12:38.906
3 - D1	28.645	37.219	38.950	218.7	1:44.814	134.10	1.097	10:14:23.720
4 - D1	27.912	36.527	39.278	227.5	1:43.717 (1)	135.52		10:16:07.437
5 - D1	27.993	36.775	39.221	227.5	1:43.989 (3)	135.17	0.272	10:17:51.426
6 - D1	27.725	37.069	39.173	227.5	1:43.967 (2)	135.19	0.250	10:19:35.393
7 - D1	28.319	37.348	40.116	227.5	1:45.783	132.87	2.066	10:21:21.176
8 - D1	41.639	1:29.377	1:14.706	164.3	3:25.722	68.32	1:42.005	10:24:46.898
9 - D1	59.587	1:01.114	51.094	60.2	2:51.795	81.81	1:08.078	10:27:38.693
10 - D1	29.065	36.760	39.382	216.3	1:45.207	133.60	1.490	10:29:23.900
11 - D1	27.842	36.675	IN PIT	228.9	2:59.948 P	78.11	1:16.231	10:32:23.848

P28 66 D3		MOTOR CLUB SABADELL		RENAULT CLIO CUP IV				
IDEAL LAP TIME : 1:58.958		BEST LAP TIME : 1:59.128		DIFFERENCE : 0.170				
D1: Damien FREDA		D2: Laurent PUITGMAL						
LAP	SECTOR 1	SECTOR 2	SECTOR 3	SPEED TRAP	LAP TIME	KPH	DIFF	TIME OF DAY
1 - D1		45.291	45.474	158.4	2:14.837	104.24	15.709	10:11:11.609
2 - D1	32.531	42.093	44.504	185.9	1:59.128 (1)	117.99		10:13:10.737
3 - D1	32.535	41.940	44.673	182.4	1:59.148 (2)	117.97	0.020	10:15:09.885
4 - D1	33.145	42.110	44.848	173.6	2:00.103 (3)	117.03	0.975	10:17:09.988

GT-CET CAMPEONATO DE ESPAÑA

CARRERA 1 - BEST SECTORS

SECTOR 1			SECTOR 2			SECTOR 3			IDEAL / BEST COMPARISON						
POS	NO	NAME	TIME	NO	NAME	TIME	NO	NAME	TIME	POS	NO	NAME	IDEAL	BEST	DIFF
													PERFECT LAP	1:39.031	
1	122	GT CORSE	26.339	135	RACAR MOTORSPC	35.069	122	GT CORSE	37.623	1	122	GT CORSE	1:39.246	1:39.483	0.237
2	135	RACAR MOTORSPC	26.501	122	GT CORSE	35.284	113	BAPORO MOTORSI	37.660	2	135	RACAR MOTORSPC	1:39.258	1:39.445	0.187
3	113	BAPORO MOTORSI	26.620	113	BAPORO MOTORSI	35.597	135	RACAR MOTORSPC	37.688	3	113	BAPORO MOTORSPC	1:39.877	1:39.990	0.113
4	140	VELOSO MOTORSF	26.946	100	ESCUADERIA FARAC	35.669	100	ESCUADERIA FARAC	38.050	4	100	ESCUADERIA FARAOM	1:40.670	1:41.106	0.436
5	100	ESCUADERIA FARAC	26.951	140	VELOSO MOTORSF	35.745	199	VELOSO MOTORSF	38.063	5	140	VELOSO MOTORSPC	1:40.902	1:41.307	0.405
6	199	VELOSO MOTORSF	27.346	199	VELOSO MOTORSF	35.783	140	VELOSO MOTORSF	38.211	6	199	VELOSO MOTORSPC	1:41.192	1:41.381	0.189
7	118	ESCUADERIA FARAC	27.580	121	PHILIPPE BONNEL	36.527	701	ESCUADERIA BAIX E	38.525	7	118	ESCUADERIA FARAOM	1:42.891	1:43.015	0.124
8	120	ESCUADERIA LA CO	27.683	120	ESCUADERIA LA CO	36.561	118	ESCUADERIA FARAC	38.665	8	701	ESCUADERIA BAIX EM	1:43.131	1:43.166	0.035
9	121	PHILIPPE BONNEL	27.725	112	ESCUADERIA FARAC	36.607	120	ESCUADERIA LA CO	38.946	9	120	ESCUADERIA LA CORI	1:43.190	1:43.891	0.701
10	701	ESCUADERIA BAIX E	27.839	118	ESCUADERIA FARAC	36.646	121	PHILIPPE BONNEL	38.950	10	121	PHILIPPE BONNEL	1:43.202	1:43.717	0.515
11	101	PHILIPPE GRUAU	27.983	701	ESCUADERIA BAIX E	36.767	112	ESCUADERIA FARAC	39.120	11	112	ESCUADERIA FARAOM	1:43.784	1:44.525	0.741
12	112	ESCUADERIA FARAC	28.057	114	SKUALO COMPETIK	36.938	101	PHILIPPE GRUAU	39.259	12	101	PHILIPPE GRUAU	1:44.358	1:44.576	0.218
13	181	ESCUADERIA BAIX E	28.437	101	PHILIPPE GRUAU	37.116	114	SKUALO COMPETIK	39.531	13	114	SKUALO COMPETIKI	1:45.008	1:45.227	0.219
14	125	MOTOR CLUB SABAI	28.471	124	GT CORSE	37.171	181	ESCUADERIA BAIX E	39.820	14	181	ESCUADERIA BAIX EM	1:45.457	1:45.781	0.324
15	114	SKUALO COMPETIK	28.539	181	ESCUADERIA BAIX E	37.200	125	MOTOR CLUB SABAI	40.088	15	124	GT CORSE	1:46.069	1:46.640	0.571
16	124	GT CORSE	28.678	125	MOTOR CLUB SABAI	37.516	133	ESCUADERIA LA CO	40.214	16	125	MOTOR CLUB SABAI	1:46.075	1:46.168	0.093
17	133	ESCUADERIA LA CO	29.103	126	PCR SPORT CLUB	37.902	124	GT CORSE	40.220	17	133	ESCUADERIA LA CORI	1:47.223	1:47.854	0.631
18	126	PCR SPORT CLUB	29.389	133	ESCUADERIA LA CO	37.906	126	PCR SPORT CLUB	40.709	18	126	PCR SPORT CLUB ES	1:48.000	1:48.414	0.414
19	6	RX PRO RACING	29.429	6	RX PRO RACING	38.277	6	RX PRO RACING	41.188	19	6	RX PRO RACING	1:48.894	1:49.777	0.883
20	13	BAPORO MOTORSI	29.680	13	BAPORO MOTORSI	39.288	13	BAPORO MOTORSI	41.570	20	13	BAPORO MOTORSPC	1:50.538	1:51.166	0.628
21	36	UCAV RACING	30.927	36	UCAV RACING	39.564	191	VELOSO MOTORSF	41.956	21	36	UCAV RACING	1:52.703	1:53.750	1.047
22	191	VELOSO MOTORSF	31.158	15	LURAUTO K.K.	40.162	36	UCAV RACING	42.212	22	15	LURAUTO K.K.	1:54.667	1:54.729	0.062
23	15	LURAUTO K.K.	31.415	18	C.D.PLEMAR SPOR	40.571	15	LURAUTO K.K.	43.090	23	191	VELOSO MOTORSPC	1:54.739	1:56.911	2.172
24	18	C.D.PLEMAR SPOR	31.482	40	MOTOR CLUB SABAI	40.919	18	C.D.PLEMAR SPOR	43.574	24	18	C.D.PLEMAR SPORT	1:55.627	1:55.889	0.262
25	9	BALBOR MOTORSF	31.953	9	BALBOR MOTORSF	41.443	9	BALBOR MOTORSF	43.746	25	40	MOTOR CLUB SABAI	1:56.990	1:57.279	0.289
26	40	MOTOR CLUB SABAI	32.123	191	VELOSO MOTORSF	41.625	40	MOTOR CLUB SABAI	43.948	26	9	BALBOR MOTORSPC	1:57.142	1:57.667	0.525
27	45	MOTOR CLUB SABAI	32.333	45	MOTOR CLUB SABAI	41.804	66	MOTOR CLUB SABAI	44.504	27	45	MOTOR CLUB SABAI	1:58.776	1:59.312	0.536
28	66	MOTOR CLUB SABAI	32.514	66	MOTOR CLUB SABAI	41.940	45	MOTOR CLUB SABAI	44.639	28	66	MOTOR CLUB SABAI	1:58.958	1:59.128	0.170

GT-CET CAMPEONATO DE ESPAÑA

CARRERA 1 - BEST SPEEDS

POS	NO	NAME	VMAX	KPH
1	199	VELOSO MOTORSPORT		238.5
2	118	ESCUADERIA FARAON		238.5
3	122	GT CORSE		234.3
4	135	RACAR MOTORSPORT		234.3
5	100	ESCUADERIA FARAON		234.3
6	113	BAPORO MOTORSPORT		234.3
7	140	VELOSO MOTORSPORT		232.9
8	112	ESCUADERIA FARAON		231.5
9	114	SKUALO COMPETICIÓN		228.9
10	120	ESCUADERIA LA CORUÑA		228.9
11	121	PHILIPPE BONNEL		228.9
12	101	PHILIPPE GRUAU		223.7
13	701	ESCUADERIA BAIX EMPORDÁ		221.2
14	181	ESCUADERIA BAIX EMPORDÁ		218.7
15	125	MOTOR CLUB SABADELL		217.5
16	191	VELOSO MOTORSPORT		217.5
17	124	GT CORSE		215.2
18	126	PCR SPORT CLUB ESPORTIU		215.2
19	13	BAPORO MOTORSPORT		209.5
20	133	ESCUADERIA LA CORUÑA		208.4
21	6	RX PRO RACING		204.1
22	15	LURAUTO K.K.		200.0
23	36	UCAV RACING		194.1
24	66	MOTOR CLUB SABADELL		185.9
25	18	C.D.PLEMAR SPORT		185.0
26	45	MOTOR CLUB SABADELL		185.0
27	9	BALBOR MOTORSPORT C.A.		185.0
28	40	MOTOR CLUB SABADELL		184.1

GT-CET CAMPEONATO DE ESPAÑA

CARRERA 1 - PIT STOP ANALYSIS

STOP	IN TIME	DRIVER IN	STINT TIME	STOP TIME	TOTAL STOP TIME	OUT TIME	DRIVER OUT
P1 122 GT Cup GT CORSE PORSCHE 992 GT3 CUP D1: Borja GARCIA Total Stint: 13 Laps - 28:16.925 (55.95%) Best Lap: 1:39.483 On Lap 11 @ 141.29 kph D2: Alejandro BARAMBIO Total Stint: 14 Laps - 22:16.023 (44.05%) Best Lap: 1:41.443 On Lap 26 @ 138.56 kph							
1 -	10:35:39.115	Borja GARCIA	26:42.343	1:34.582	1:34.582	10:37:13.697	Alejandro BARAMBIO
-	Finish	Alejandro BARAMBIO	22:16.023				
P2 135 GT Cup RACAR MOTORSPORT PORSCHE 992 GT3 CUP D1: Leandro MARTINS Total Stint: 10 Laps - 23:42.239 (46.86%) Best Lap: 1:40.897 On Lap 4 @ 139.31 kph D2: Dieter SVEPES Total Stint: 17 Laps - 26:52.732 (53.14%) Best Lap: 1:39.445 On Lap 15 @ 141.34 kph							
1 -	10:30:43.935	Leandro MARTINS	21:47.163	1:55.076	1:55.076	10:32:39.011	Dieter SVEPES
-	Finish	Dieter SVEPES	26:52.732				
P3 100 GT Cup ESCUDERIA FARAON PORSCHE 992 GT3 CUP D1: Pablo BRAS Total Stint: 10 Laps - 23:22.332 (46.13%) Best Lap: 1:41.965 On Lap 4 @ 137.85 kph D2: Fernando fernando GONZALEZ Total Stint: 17 Laps - 27:17.484 (53.87%) Best Lap: 1:41.106 On Lap 16 @ 139.02 kph							
1 -	10:30:59.578	Pablo BRAS	22:02.806	1:19.526	1:19.526	10:32:19.104	Fernando fernando GONZALEZ
-	Finish	Fernando fernando GONZALEZ	27:17.484				
P4 199 GT Cup VELOSO MOTORSPORT PORSCHE 991.2 GT3 CUP D1: José BARROS Total Stint: 27 Laps - 49:24.061 (97.23%) Best Lap: 1:41.381 On Lap 16 @ 138.64 kph							
1 -	10:34:20.147	José BARROS	25:23.375	1:24.572	1:24.572	10:35:44.719	José BARROS
-	Finish	José BARROS	24:00.686				
P5 140 GT Cup VELOSO MOTORSPORT PORSCHE 992 GT3 CUP D1: Pedro MARREIROS Total Stint: 12 Laps - 26:45.259 (52.63%) Best Lap: 1:41.428 On Lap 11 @ 138.58 kph D2: José MARREIROS Total Stint: 15 Laps - 24:04.825 (47.37%) Best Lap: 1:41.307 On Lap 26 @ 138.74 kph							
1 -	10:34:21.458	Pedro MARREIROS	25:24.686	1:20.573	1:20.573	10:35:42.031	José MARREIROS
-	Finish	José MARREIROS	24:04.825				
P6 113 GT Cup BAPORO MOTORSPORT PORSCHE 992 GT3 CUP D1: Joan VINYES Total Stint: 13 Laps - 28:31.349 (56.15%) Best Lap: 1:39.990 On Lap 12 @ 140.57 kph D2: Jaume FONT Total Stint: 14 Laps - 22:16.421 (43.85%) Best Lap: 1:40.548 On Lap 26 @ 139.79 kph							
1 -	10:35:44.608	Joan VINYES	26:47.836	1:43.513	1:43.513	10:37:28.121	Jaume FONT
-	Finish	Jaume FONT	22:16.421				
P7 114 GT Cup SKUALO COMPETICIÓN PORSCHE 991-1 GT3 CUP D1: Van Hendrik VAN ZOEST Total Stint: 27 Laps - 50:32.327 (97.39%) Best Lap: 1:45.227 On Lap 4 @ 133.57 kph							
1 -	10:34:35.188	Van Hendrik VAN ZOEST	25:38.416	1:21.257	1:21.257	10:35:56.445	Van Hendrik VAN ZOEST
-	Finish	Van Hendrik VAN ZOEST	24:53.911				
P8 701 GPX ESCUDERIA BAIX EMPORDÀ VORTEX 1.0 D1: Marc GRUAU Total Stint: 9 Laps - 21:53.672 (42.11%) Best Lap: 1:43.166 On Lap 5 @ 136.24 kph D2: Alexander GRUAU Total Stint: 18 Laps - 30:06.237 (57.89%) Best Lap: 1:43.597 On Lap 22 @ 135.68 kph							
1 -	10:29:26.763	Marc GRUAU	20:29.991	1:23.681	1:23.681	10:30:50.444	Alexander GRUAU
-	Finish	Alexander GRUAU	30:06.237				
P9 120 GPX ESCUDERIA LA CORUÑA KTM GT2 D1: Jon AIZPURUA Total Stint: 26 Laps - 49:11.887 (97.15%) Best Lap: 1:43.891 On Lap 20 @ 135.29 kph							
1 -	10:38:34.183	Jon AIZPURUA	29:37.411	1:26.746	1:26.746	10:40:00.929	Jon AIZPURUA
-	Finish	Jon AIZPURUA	19:34.476				

GT-CET CAMPEONATO DE ESPAÑA

CARRERA 1 - PIT STOP ANALYSIS

STOP	IN TIME	DRIVER IN	STINT TIME	STOP TIME	TOTAL STOP TIME	OUT TIME	DRIVER OUT
1 -	10:32:57.881	Manuel BERTOLIN	24:01.109	1:25.774	1:25.774	10:34:23.655	Manuel BERTOLIN
-	Finish	Manuel BERTOLIN	25:14.468				

STOP	IN TIME	DRIVER IN	STINT TIME	STOP TIME	TOTAL STOP TIME	OUT TIME	DRIVER OUT
1 -	10:33:05.370	Pedro LOURINHO	24:08.598	1:58.452	1:58.452	10:35:03.822	Miguel GOMEZ
-	Finish	Miguel GOMEZ	24:55.659				

STOP	IN TIME	DRIVER IN	STINT TIME	STOP TIME	TOTAL STOP TIME	OUT TIME	DRIVER OUT
1 -	10:36:28.813	Jordi FUSET	27:32.041	1:28.242	1:28.242	10:37:57.055	Lorenz MENDIETA
-	Finish	Lorenz MENDIETA	22:05.978				

STOP	IN TIME	DRIVER IN	STINT TIME	STOP TIME	TOTAL STOP TIME	OUT TIME	DRIVER OUT
1 -	10:33:13.154	Jan SCHIDLOF	24:16.382	1:51.890	1:51.890	10:35:05.044	Francesc GUTIERREZ
-	Finish	Francesc GUTIERREZ	25:03.970				

STOP	IN TIME	DRIVER IN	STINT TIME	STOP TIME	TOTAL STOP TIME	OUT TIME	DRIVER OUT
1 -	10:34:27.498	Alvaro FONTES	25:30.726	1:35.487	1:35.487	10:36:02.985	Pedro SILVERO
-	Finish	Pedro SILVERO	24:11.830				

STOP	IN TIME	DRIVER IN	STINT TIME	STOP TIME	TOTAL STOP TIME	OUT TIME	DRIVER OUT
1 -	10:29:20.502	Phillipe GRUAU	20:23.730	1:25.821	1:25.821	10:30:46.323	Joanna GRUAU
-	Finish	Joanna GRUAU	29:30.259				

STOP	IN TIME	DRIVER IN	STINT TIME	STOP TIME	TOTAL STOP TIME	OUT TIME	DRIVER OUT
1 -	10:33:11.501	Àngel SANTOS	24:14.729	1:31.446	1:31.446	10:34:42.947	Mikkel KRISTENSEN
-	Finish	Mikkel KRISTENSEN	25:38.341				

STOP	IN TIME	DRIVER IN	STINT TIME	STOP TIME	TOTAL STOP TIME	OUT TIME	DRIVER OUT
1 -	10:35:07.755	Vincenzo MARTINEZ	26:10.983	1:31.977	1:31.977	10:36:39.732	Josep PARERA
-	Finish	Josep PARERA	23:54.030				

STOP	IN TIME	DRIVER IN	STINT TIME	STOP TIME	TOTAL STOP TIME	OUT TIME	DRIVER OUT
1 -	10:31:30.725	Joan VINYES	22:33.953	1:26.775	1:26.775	10:32:57.500	Joan VINYES
-	Finish	Joan VINYES	28:12.484				

GT-CET CAMPEONATO DE ESPAÑA

CARRERA 1 - PIT STOP ANALYSIS

STOP	IN TIME	DRIVER IN	STINT TIME	STOP TIME	TOTAL STOP TIME	OUT TIME	DRIVER OUT
P19 6 D1 RX PRO RACING PEUGEOT 308 RACING CUP D1: Manuel CANIZARES Total Stint: 11 Laps - 26:03.307 (49.89%) Best Lap: 1:49.777 On Lap 5 @ 128.04 kph D2: Marcos MENKES Total Stint: 15 Laps - 26:10.479 (50.11%) Best Lap: 1:50.156 On Lap 23 @ 127.60 kph							
1 -	10:33:19.274	Manuel CANIZARES	24:22.502	1:40.805	1:40.805	10:35:00.079	Marcos MENKES
-	Finish	Marcos MENKES	26:10.479				
P20 18 D3 C.D.PLEMAR SPORT RENAULT CLIO CUP IV D1: Jose LOPEZ Total Stint: 9 Laps - 23:58.497 (46.63%) Best Lap: 1:59.177 On Lap 4 @ 117.94 kph D2: Alvaro RODRIGUEZ Total Stint: 15 Laps - 27:26.639 (53.37%) Best Lap: 1:55.889 On Lap 19 @ 121.29 kph							
1 -	10:31:33.899	Jose LOPEZ	22:37.127	1:21.370	1:21.370	10:32:55.269	Alvaro RODRIGUEZ
-	Finish	Alvaro RODRIGUEZ	27:26.639				
P21 15 D1 LURAUTO K.K. BMW 240 I D1: Asier GOROSTOZIA Total Stint: 11 Laps - 27:17.417 (52.7%) Best Lap: 1:54.729 On Lap 4 @ 122.51 kph D2: Luis CHILLIDA Total Stint: 13 Laps - 24:29.415 (47.3%) Best Lap: 1:57.615 On Lap 24 @ 119.51 kph							
1 -	10:34:18.457	Asier GOROSTOZIA	25:21.685	1:55.732	1:55.732	10:36:14.189	Luis CHILLIDA
-	Finish	Luis CHILLIDA	24:29.415				
P22 36 D1 UCAV RACING SEAT LEON SUPERCOPA MK2 D1: Carlos ALVAREZ Total Stint: 11 Laps - 27:58.697 (54.03%) Best Lap: 1:53.750 On Lap 11 @ 123.57 kph D2: Jose SANTOS Total Stint: 13 Laps - 23:48.500 (45.97%) Best Lap: 1:55.778 On Lap 24 @ 121.40 kph							
1 -	10:35:06.917	Carlos ALVAREZ	26:10.145	1:48.552	1:48.552	10:36:55.469	Jose SANTOS
-	Finish	Jose SANTOS	23:48.500				
P23 40 D3 MOTOR CLUB SABADELL RENAULT CLIO CUP IV D1: Jose PALOMAR Total Stint: 24 Laps - 50:09.723 (96.62%) Best Lap: 1:57.279 On Lap 15 @ 119.85 kph							
1 -	10:31:25.310	Jose PALOMAR	22:28.538	1:45.314	1:45.314	10:33:10.624	Jose PALOMAR
-	Finish	Jose PALOMAR	27:41.185				
P24 191 GT Cup VELOSO MOTORSPORT PORSCHE 991.1 GT3 CUP D1: Jean-Roch PIAT Total Stint: 24 Laps - 50:50.844 (96.94%) Best Lap: 1:56.911 On Lap 3 @ 120.22 kph							
1 -	10:37:43.595	Jean-Roch PIAT	28:46.823	1:36.281	1:36.281	10:39:19.876	Jean-Roch PIAT
-	Finish	Jean-Roch PIAT	22:04.021				
P25 45 D3 MOTOR CLUB SABADELL RENAULT CLIO CUP IV D1: Oscar VERGARA Total Stint: 8 Laps - 22:12.379 (43.66%) Best Lap: 1:59.312 On Lap 4 @ 117.81 kph D2: David GARCIA Total Stint: 15 Laps - 28:39.474 (56.34%) Best Lap: 2:00.376 On Lap 15 @ 116.76 kph							
1 -	10:29:49.430	Oscar VERGARA	20:52.658	1:19.721	1:19.721	10:31:09.151	David GARCIA
-	Finish	David GARCIA	28:39.474				
P26 9 D3 BALBOR MOTORSPORT C.A. RENAULT CLIO CUP IV D1: Jose ALBORS Total Stint: 9 Laps - 23:59.091 (47.32%) Best Lap: 1:58.920 On Lap 2 @ 118.19 kph D2: German LOPEZ Total Stint: 13 Laps - 25:30.771 (50.34%) Best Lap: 1:57.667 On Lap 12 @ 119.45 kph							
1 -	10:31:28.887	Jose ALBORS	22:32.115	1:26.976	1:26.976	10:32:55.863	German LOPEZ
2 -	10:48:29.372	German LOPEZ	15:33.509	1:11.122	2:38.098	10:49:40.494	German LOPEZ
-	Finish	German LOPEZ	9:57.262				
P27 121 GPX PHILIPPE BONNEL VORTEX 2.0 D1: Philippe BONNEL Total Stint: 10 Laps - 23:27.076 (100%) Best Lap: 1:43.717 On Lap 4 @ 135.52 kph D2: Solenn AMROUCHE Total Stint: 1 Laps							
1 -	10:31:02.425	Philippe BONNEL	22:05.653	1:21.423	1:21.423	10:32:23.848	Solenn AMROUCHE

GT-CET CAMPEONATO DE ESPAÑA

CARRERA 1 - PIT STOP ANALYSIS

P28 66 D3	MOTOR CLUB SABADELL	RENAULT CLIO CUP IV					
D1: Damien FREDA	Total Stint: 4 Laps - 41:37.091 (100%)	Best Lap: 1:59.128 On Lap 2 @ 117.99 kph					
D2: Laurent PUITGMAL	Total Stint: 0 Laps						
STOP	IN TIME	DRIVER IN	STINT TIME	STOP TIME	TOTAL STOP TIME	OUT TIME	DRIVER OUT
1 -	10:50:33.863	Damien FREDA					

GT-CET CAMPEONATO DE ESPAÑA

CARRERA 1 - STATISTICS

Competitors Started	28
Planned Start	2024-06-09 @ 09:45:00.000
Actual Start	2024-06-09 @ 10:08:56.771
Finish Time	2024-06-09 @ 10:59:25.401
Track Length	3.904km
Total Laps	682
Total Distance Covered	2662.869km

Session Fastest Lap History

NO	CL	NAME	LAP TIME	TIME OF DAY	LAP	VEHICLE
122	GT Cup	GT CORSE BORJA GARCIA	1:47.338	10:10:44.111	1	PORSCHE 992 GT3 CUP
122	GT Cup	GT CORSE BORJA GARCIA	1:40.721	10:12:24.830	2	PORSCHE 992 GT3 CUP
122	GT Cup	GT CORSE BORJA GARCIA	1:40.326	10:14:05.156	3	PORSCHE 992 GT3 CUP
122	GT Cup	GT CORSE BORJA GARCIA	1:39.752	10:15:44.908	4	PORSCHE 992 GT3 CUP
122	GT Cup	GT CORSE BORJA GARCIA	1:39.655	10:29:06.268	10	PORSCHE 992 GT3 CUP
122	GT Cup	GT CORSE BORJA GARCIA	1:39.483	10:30:45.751	11	PORSCHE 992 GT3 CUP
135	GT Cup	RACAR MOTORSPORT DIETER SVEPES	1:39.445	10:39:22.981	15	PORSCHE 992 GT3 CUP

Session Leader History

NO	CL	NAME	FROM LAP	LAPS LED	DISTANCE	VEHICLE
122	GT Cup	GT CORSE BORJA GARCIA	1	13	50.75 km	PORSCHE 992 GT3 CUP
120	GPX	ESCUDERIA LA CORUÑA JON AIZPURUA	14	1	3.90 km	KTM GT2
122	GT Cup	GT CORSE ALEJANDRO BARAMBIO	15	13	50.75 km	PORSCHE 992 GT3 CUP

Flag History

TYPE	TIME OF DAY
GREEN	10:08:56.771
SAFETY	10:20:32.721
GREEN	10:27:13.121
FINISH	10:59:25.401

Flag Statistics

TYPE	COUNT	TOTAL LAPS	TOTAL TIME
Green	2	25	46:15.835
Red	0	0	0.000
Safety Car	1	2	6:40.400
FCY	0	0	0.000

GT-CET CAMPEONATO DE ESPAÑA

CARRERA 1 - STATISTICS

CLASS : D1

3 Starters

Fastest Lap History

NO	NAME	LAP TIME	TIME OF DAY	LAP	VEHICLE
6	RX PRO RACING MANUEL CANIZARES	2:11.047	10:11:07.817	1	PEUGEOT 308 RACING CUP
6	RX PRO RACING MANUEL CANIZARES	1:55.587	10:13:03.404	2	PEUGEOT 308 RACING CUP
6	RX PRO RACING MANUEL CANIZARES	1:50.709	10:14:54.113	3	PEUGEOT 308 RACING CUP
6	RX PRO RACING MANUEL CANIZARES	1:50.170	10:16:44.283	4	PEUGEOT 308 RACING CUP
6	RX PRO RACING MANUEL CANIZARES	1:49.777	10:18:34.059	5	PEUGEOT 308 RACING CUP

Leader History

NO	NAME	FROM LAP	LAPS LED	DISTANCE	VEHICLE
6	RX PRO RACING MANUEL CANIZARES	1	12	46.85 km	PEUGEOT 308 RACING CUP
6	RX PRO RACING MARCOS MENKES	13	14	54.66 km	PEUGEOT 308 RACING CUP

GT-CET CAMPEONATO DE ESPAÑA

CARRERA 1 - STATISTICS

CLASS : D3

5 Starters

Fastest Lap History

NO	NAME	LAP TIME	TIME OF DAY	LAP	VEHICLE
45	MOTOR CLUB SABADELL <i>OSCAR VERGARA</i>	2:13.256	10:11:10.025	1	RENAULT CLIO CUP IV
45	MOTOR CLUB SABADELL <i>OSCAR VERGARA</i>	1:59.717	10:13:09.742	2	RENAULT CLIO CUP IV
40	MOTOR CLUB SABADELL <i>JOSE PALOMAR</i>	1:58.798	10:13:09.958	2	RENAULT CLIO CUP IV
18	C.D.PLEMAR SPORT <i>ALVARO RODRIGUEZ</i>	1:56.833	10:36:54.398	12	RENAULT CLIO CUP IV
18	C.D.PLEMAR SPORT <i>ALVARO RODRIGUEZ</i>	1:56.301	10:42:45.369	15	RENAULT CLIO CUP IV
18	C.D.PLEMAR SPORT <i>ALVARO RODRIGUEZ</i>	1:56.190	10:46:38.867	17	RENAULT CLIO CUP IV
18	C.D.PLEMAR SPORT <i>ALVARO RODRIGUEZ</i>	1:55.889	10:50:31.707	19	RENAULT CLIO CUP IV

Leader History

NO	NAME	FROM LAP	LAPS LED	DISTANCE	VEHICLE
45	MOTOR CLUB SABADELL <i>OSCAR VERGARA</i>	1	4	15.61 km	RENAULT CLIO CUP IV
40	MOTOR CLUB SABADELL <i>JOSE PALOMAR</i>	5	5	19.52 km	RENAULT CLIO CUP IV
18	C.D.PLEMAR SPORT <i>JOSE LOPEZ</i>	10	1	3.90 km	RENAULT CLIO CUP IV
18	C.D.PLEMAR SPORT <i>ALVARO RODRIGUEZ</i>	11	14	54.66 km	RENAULT CLIO CUP IV

GT-CET CAMPEONATO DE ESPAÑA

CARRERA 1 - STATISTICS

CLASS : Clase 1

1 Starters

Fastest Lap History

NO	NAME	LAP TIME	TIME OF DAY	LAP	VEHICLE
13	BAPORO MOTORSPORT <i>JOAN VINYES</i>	2:10.278	10:11:07.049	1	CUPRA TCR DSG
13	BAPORO MOTORSPORT <i>JOAN VINYES</i>	1:57.579	10:13:04.628	2	CUPRA TCR DSG
13	BAPORO MOTORSPORT <i>JOAN VINYES</i>	1:53.885	10:14:58.513	3	CUPRA TCR DSG
13	BAPORO MOTORSPORT <i>JOAN VINYES</i>	1:52.442	10:18:45.192	5	CUPRA TCR DSG
13	BAPORO MOTORSPORT <i>JOAN VINYES</i>	1:51.973	10:20:37.165	6	CUPRA TCR DSG
13	BAPORO MOTORSPORT <i>JOAN VINYES</i>	1:51.305	10:38:41.628	14	CUPRA TCR DSG
13	BAPORO MOTORSPORT <i>JOAN VINYES</i>	1:51.166	10:40:32.794	15	CUPRA TCR DSG

Leader History

NO	NAME	FROM LAP	LAPS LED	DISTANCE	VEHICLE
13	BAPORO MOTORSPORT <i>JOAN VINYES</i>	1	26	101.51 km	CUPRA TCR DSG

GT-CET CAMPEONATO DE ESPAÑA

CARRERA 1 - STATISTICS

CLASS : GT Cup

9 Starters

Fastest Lap History

NO	NAME	LAP TIME	TIME OF DAY	LAP	VEHICLE
122	GT CORSE <i>BORJA GARCIA</i>	1:47.338	10:10:44.111	1	PORSCHE 992 GT3 CUP
122	GT CORSE <i>BORJA GARCIA</i>	1:40.721	10:12:24.830	2	PORSCHE 992 GT3 CUP
122	GT CORSE <i>BORJA GARCIA</i>	1:40.326	10:14:05.156	3	PORSCHE 992 GT3 CUP
122	GT CORSE <i>BORJA GARCIA</i>	1:39.752	10:15:44.908	4	PORSCHE 992 GT3 CUP
122	GT CORSE <i>BORJA GARCIA</i>	1:39.655	10:29:06.268	10	PORSCHE 992 GT3 CUP
122	GT CORSE <i>BORJA GARCIA</i>	1:39.483	10:30:45.751	11	PORSCHE 992 GT3 CUP
135	RACAR MOTORSPORT <i>DIETER SVEPES</i>	1:39.445	10:39:22.981	15	PORSCHE 992 GT3 CUP

Leader History

NO	NAME	FROM LAP	LAPS LED	DISTANCE	VEHICLE
122	GT CORSE <i>BORJA GARCIA</i>	1	14	54.66 km	PORSCHE 992 GT3 CUP
122	GT CORSE <i>ALEJANDRO BARAMBIO</i>	15	13	50.75 km	PORSCHE 992 GT3 CUP

GT-CET CAMPEONATO DE ESPAÑA

CARRERA 1 - STATISTICS

CLASS : GPX

5 Starters

Fastest Lap History

NO	NAME	LAP TIME	TIME OF DAY	LAP	VEHICLE
118	ESCUDERIA FARAON <i>ALVARO FONTES</i>	1:51.613	10:10:48.391	1	FERRARI 488 CH EVO
118	ESCUDERIA FARAON <i>ALVARO FONTES</i>	1:43.974	10:12:32.365	2	FERRARI 488 CH EVO
118	ESCUDERIA FARAON <i>ALVARO FONTES</i>	1:43.211	10:14:15.576	3	FERRARI 488 CH EVO
701	ESCUDERIA BAIX EMPORDÁ <i>MARC GRUAU</i>	1:43.166	10:18:09.221	5	VORTEX 1.0
118	ESCUDERIA FARAON <i>ALVARO FONTES</i>	1:43.015	10:32:48.653	12	FERRARI 488 CH EVO

Leader History

NO	NAME	FROM LAP	LAPS LED	DISTANCE	VEHICLE
118	ESCUDERIA FARAON <i>ALVARO FONTES</i>	1	12	46.85 km	FERRARI 488 CH EVO
120	ESCUDERIA LA CORUÑA <i>JON AIZPURUA</i>	13	2	7.80 km	KTM GT2
701	ESCUDERIA BAIX EMPORDÁ <i>ALEXANDER GRUAU</i>	15	13	50.75 km	VORTEX 1.0

GT-CET CAMPEONATO DE ESPAÑA

CARRERA 1 - STATISTICS

CLASS : GT4

5 Starters

Fastest Lap History

NO	NAME	LAP TIME	TIME OF DAY	LAP	VEHICLE
125	MOTOR CLUB SABADELL <i>JORDI FUSET</i>	1:56.448	10:10:53.238	1	PORSCHE 718 GT4 RS Clubsport
125	MOTOR CLUB SABADELL <i>JORDI FUSET</i>	1:47.880	10:12:41.117	2	PORSCHE 718 GT4 RS Clubsport
125	MOTOR CLUB SABADELL <i>JORDI FUSET</i>	1:46.875	10:14:27.993	3	PORSCHE 718 GT4 RS Clubsport
125	MOTOR CLUB SABADELL <i>JORDI FUSET</i>	1:46.754	10:16:14.746	4	PORSCHE 718 GT4 RS Clubsport
124	GT CORSE <i>MANUEL BERTOLIN</i>	1:46.653	10:18:08.962	5	BMW M4 GT4
125	MOTOR CLUB SABADELL <i>JORDI FUSET</i>	1:46.374	10:31:16.748	11	PORSCHE 718 GT4 RS Clubsport
125	MOTOR CLUB SABADELL <i>JORDI FUSET</i>	1:46.168	10:33:02.917	12	PORSCHE 718 GT4 RS Clubsport
181	ESCUADERIA BAIX EMPORDÀ <i>FRANCESC GUTIERREZ</i>	1:45.781	10:47:40.845	19	MCLAREN ARTURA GT4

Leader History

NO	NAME	FROM LAP	LAPS LED	DISTANCE	VEHICLE
125	MOTOR CLUB SABADELL <i>JORDI FUSET</i>	1	14	54.66 km	PORSCHE 718 GT4 RS Clubsport
125	MOTOR CLUB SABADELL <i>LORENZ MENDIETA</i>	15	1	3.90 km	PORSCHE 718 GT4 RS Clubsport
124	GT CORSE <i>MANUEL BERTOLIN</i>	16	11	42.94 km	BMW M4 GT4


GT-CET CAMPEONATO DE ESPAÑA

CARRERA 2 - GRID (48 minutes / 1 Laps)

ROW 14	27	1:59.565	15	Asier GOROSTOZIA / Luis CHILLIDA	28	2:02.476	45	Oscar VERGARA / David GARCIA
ROW 13	25	1:57.392	40	Jose PALOMAR	26	1:59.298	66	Damien FREDA / Laurent PUITGMAL
ROW 12	23	1:57.026	18	Jose LOPEZ / Alvaro RODRIGUEZ	24	1:57.356	9	Jose ALBORS / German LOPEZ
ROW 11	21	1:50.680	13	Joan VINYES	22	1:55.637	36	Carlos ALVAREZ / Jose SANTOS
ROW 10	19		191	Jean-Roch PIAT	20	1:50.573	6	Manuel CANIZARES / Marcos MENKES
ROW 9	17	1:49.934	133	Angel SANTOS / Mikkel KRISTENSEN	18		101	Phillipe GRUAU / Joanna GRUAU
ROW 8	15	1:48.276	125	Jordi FUSET / Lorenz MENDIETA	16	1:49.063	118	Alvaro FONTES / Pedro SILVERO
ROW 7	13	1:45.464	181	Jan SCHIDLOF / Francesc GUTIERREZ	14	1:47.418	126	Vincenzo MARTINEZ / Josep PARERA
ROW 6	11	1:44.922	112	Pedro LOURINHO / Miguel GOMEZ	12	1:44.957	124	Manuel BERTOLIN
ROW 5	9	1:43.915	701	Marc GRUAU / Alexander GRUAU	10	1:44.851	114	Hendrik VAN ZOEST
ROW 4	7	1:43.387	120	Jon AIZPURUA	8	1:43.431	121	Phillippe BONNEL / Solenn AMROUCHE
ROW 3	5	1:40.962	140	Pedro MARREIROS / José MARREIROS	6	1:41.754	100	Pablo BRAS / fernando GONZALEZ
ROW 2	3	1:39.932	113	Joan VINYES / Jaume FONT	4	1:40.542	199	José BARROS
ROW 1	1	1:38.134	122	Borja GARCIA / Alejandro BARAMBIO	2	1:39.138	135	Leandro MARTINS / Dieter SVEPES
Pole								

These results are provisional until the conclusion of any judicial and technical matters.

Circuito de Navarra: 3.904 km

Race Director:	Stewards:	Timekeeper:	
----------------	-----------	-------------	---

GT-CET CAMPEONATO DE ESPAÑA

CARRERA 2 - CLASSIFICATION - FINAL

Race Distance: 29 Laps / 113.23 kilometers

POS	NO	CL	PIC	TEAM / DRIVERS	CAR	LAPS	TIME	GAP	DIFF	KPH	BEST	ON	GRD	↑↓
1	113	* GT Cup	1	BAPORO MOTORSPORT Joan VINYES / Jaume FONT	PORSCHE 992 GT3 CUP	29	50:47.386			133.76	1:40.872	4	3	2
2	135	* GT Cup	2	RACAR MOTORSPORT Dieter SVEPES / Leandro MARTINS	PORSCHE 992 GT3 CUP	29	50:50.422	3.036	3.036	133.63	1:39.798	26	2	0
3	122	* GT Cup	3	GT CORSE Borja GARCIA / Alejandro BARAMBIO	PORSCHE 992 GT3 CUP	29	50:54.889	7.503	4.467	133.43	1:39.462	24	1	-2
4	140	* GT Cup	4	VELOSO MOTORSPORT Pedro MARREIROS / José MARREIROS	PORSCHE 992 GT3 CUP	29	51:09.842	22.456	14.953	132.78	1:41.084	3	5	1
5	100	GT Cup	5	ESCUADERIA FARAON Pablo BRAS / Fernando GONZALEZ	PORSCHE 992 GT3 CUP	29	51:13.689	26.303	3.847	132.61	1:41.188	19	6	1
6	199	GT Cup	6	VELOSO MOTORSPORT José BARROS	PORSCHE 991.2 GT3 CUP	29	51:15.785	28.399	2.096	132.52	1:41.177	4	4	-2
7	121	GPX	1	PHILIPPE BONNEL Philippe BONNEL (JF) / Solenn AMROUCHE	VORTEX 2.0	28	51:04.397	1 Lap	1 Lap	128.43	1:44.094	7	8	1
8	701	GPX	2	ESCUADERIA BAIX EMPORDÀ Marc GRUAU / Alexander GRUAU	VORTEX 1.0	28	51:33.705	1 Lap	29.308	127.21	1:43.987	25	9	1
9	112	GT Cup	7	ESCUADERIA FARAON Pedro LOURINHO / Miguel GOMEZ	PORSCHE 992 GT3 CUP	28	51:34.619	1 Lap	0.914	127.17	1:44.354	27	11	2
10	124	GT4	1	GT CORSE Manuel BERTOLIN	BMW M4 GT4	28	51:55.467	1 Lap	20.848	126.32	1:46.347	5	12	2
11	120	GPX	3	ESCUADERIA LA CORUÑA Jon AIZPURUA (JF)	KTM GT2	28	51:58.886	1 Lap	3.419	126.19	1:44.872	28	7	-4
12	181	GT4	2	ESCUADERIA BAIX EMPORDÀ Francisc GUTIERREZ / Jan SCHIDLLOF (JF)	MCLAREN ARTURA GT4	28	52:25.124	1 Lap	26.238	125.13	1:45.402	15	13	1
13	191	GT Cup	8	VELOSO MOTORSPORT Jean-Roch PIAT (JF)	PORSCHE 991.1 GT3 CUP	27	51:09.168	2 Laps	1 Lap	123.65	1:47.264	23	19	6
14	126	GT4	3	PCR SPORT CLUB ESPORTIU Vincenzo MARTINEZ (JF) / Josep PARERA (JF)	MERCEDES AMG GT4	27	51:13.180	2 Laps	4.012	123.49	1:47.642	7	14	0
15	125	GT4	4	MOTOR CLUB SABADELL Jordi FUSET / Lorenz MENDIETA (JF)	PORSCHE 718 GT4 RS Clubsport	27	52:26.494	2 Laps	1:13.314	120.61	1:45.876	18	15	0
16	118	GPX	4	ESCUADERIA FARAON Alvaro FONTES / Pedro SILVERO	FERRARI 488 CH EVO	26	47:51.781	3 Laps	1 Lap	127.25	1:42.345	15	16	0
17	13	Clase 1	1	BAPORO MOTORSPORT Joan VINYES (JR)	CUPRA TCR DSG	26	50:49.527	3 Laps	2:57.746	119.84	1:50.609	6	21	4
18	15	D1	1	LURAUTO K.K. Asier GOROSTOZIA (JF) / Luis CHILLIDA (JF)	BMW 240 I	26	52:44.546	3 Laps	1:55.019	115.48	1:54.308	15	27	9
19	66	D3	1	MOTOR CLUB SABADELL Damien FREDA / Laurent PUITGMAL	RENAULT CLIO CUP IV	25	51:32.647	4 Laps	1 Lap	113.62	1:57.420	14	26	7
20	18	D3	2	C.D.PLEMAR SPORT Jose LOPEZ (JF) / Alvaro RODRIGUEZ	RENAULT CLIO CUP IV	25	51:34.147	4 Laps	1.500	113.57	1:56.514	3	23	3
21	40	D3	3	MOTOR CLUB SABADELL Jose PALOMAR	RENAULT CLIO CUP IV	25	51:35.513	4 Laps	1.366	113.52	1:57.746	14	25	4
22	9	D3	4	BALBOR MOTORSPORT C.A. German LOPEZ / Jose ALBORS (JF)	RENAULT CLIO CUP IV	25	51:46.601	4 Laps	11.088	113.11	1:58.606	5	24	2
23	45	D3	5	MOTOR CLUB SABADELL Oscar VERGARA / David GARCIA	RENAULT CLIO CUP IV	25	52:07.879	4 Laps	21.278	112.34	1:59.463	4	28	5
24	36	D1	2	UCAV RACING Carlos ALVAREZ (JF) / Jose SANTOS	SEAT LEON SUPERCOPA MK2	24	51:54.809	5 Laps	1 Lap	108.30	1:57.683	3	22	-2
25	6	D1	3	RX PRO RACING Manuel CANIZARES (JR) / Marcos MENKES (JR)	PEUGEOT 308 RACING CUP	19	50:53.948	10 Laps	5 Laps	87.45	1:49.681	13	20	-5

NOT CLASSIFIED

NC 114	GT Cup	SKUALO COMPETICIÓN Van Hendrik VAN ZOEST (JF)	PORSCHE 991-1 GT3 CUP	19	35:28.777	10 Laps			125.45	1:46.479	17			
NC 101	GPX	PHILIPPE GRUAU Phillipe GRUAU (JF) / Joanna GRUAU	VORTEX 1.0	8	15:27.768	21 Laps	11 Laps	121.20	1:47.661	7				
NC 133	GT4	ESCUADERIA LA CORUÑA Angel SANTOS / Mikkel KRISTENSEN	LIGIER JS2R	1	2:01.402	28 Laps	7 Laps	115.78	2:01.402	1				

FASTEST LAP

122	GT Cup	GT CORSE Borja GARCIA / Alejandro BARAMBIO	PORSCHE 992 GT3 CUP	24	1:39.462			87.81 mph		141.32 kph				
118	GPX	ESCUADERIA FARAON Alvaro FONTES / Pedro SILVERO	FERRARI 488 CH EVO	15	1:42.345			85.33 mph		137.34 kph				
181	GT4	ESCUADERIA BAIX EMPORDÀ Francisc GUTIERREZ / Jan SCHIDLLOF (JF)	MCLAREN ARTURA GT4	15	1:45.402			82.86 mph		133.35 kph				
6	D1	RX PRO RACING Manuel CANIZARES (JR) / Marcos MENKES (JR)	PEUGEOT 308 RACING CUP	13	1:49.681			79.63 mph		128.15 kph				
13	Clase 1	BAPORO MOTORSPORT Joan VINYES (JR)	CUPRA TCR DSG	6	1:50.609			78.96 mph		127.08 kph				

Weather / Track : Cloudy / Dry

Date: 09/06/2024 Start: 13:58 Finish: 14:49
Circuito de Navarra: 3.904 km

Chief Steward:	Steward:	Steward:	
----------------	----------	----------	--

GT-CET CAMPEONATO DE ESPAÑA
CARRERA 2 - CLASSIFICATION - FINAL

Race Distance: 29 Laps / 113.23 kilometers

18 D3 C.D.PLEMAR SPORT RENAULT CLIO CUP IV 3 1:56.514 74.96 mph 120.63 kph
Jose LOPEZ (JF) / Alvaro RODRIGUEZ

Comments:#113 - 1 segundo - Track Limits
#122 - 5 segundos - Track Limits
#135 - 1 segundo - Track Limits
#140 - 5 segundos - Track Limits
Decision No 22, 23, 23 & 25

Weather / Track : Cloudy / Dry

Date: 09/06/2024 Start: 13:58 Finish: 14:49
Circuito de Navarra: 3.904 km

Chief Steward:	Steward:	Steward:	
----------------	----------	----------	---

GT-CET CAMPEONATO DE ESPAÑA

CARRERA 2 - LAP CHART

LAP 1 @ 14:00:33.840			LAP 2 @ 14:02:15.200			LAP 3 @ 14:03:56.261			LAP 4 @ 14:05:37.330			LAP 5 @ 14:07:18.465		
NO	BEHIND	LAP TIME	NO	BEHIND	LAP TIME	NO	BEHIND	LAP TIME	NO	BEHIND	LAP TIME	NO	BEHIND	LAP TIME
122		1:46.998	122		1:41.360	122		1:41.061	122		1:41.069	122		1:41.135
113	0.410	1:47.408	113	0.953	1:41.903	113	1.231	1:41.339	113	1.034	1:40.872	113	0.872	1:40.973
199	0.742	1:47.740	199	1.179	1:41.797	199	1.373	1:41.255	199	1.481	1:41.177	199	1.562	1:41.216
135	0.990	1:47.988	135	1.793	1:42.163	135	1.945	1:41.213	135	1.989	1:41.113	135	1.875	1:41.021
140	2.147	1:49.145	140	2.862	1:42.075	140	2.885	1:41.084	140	2.983	1:41.167	140	3.223	1:41.375
100	2.807	1:49.805	100	4.468	1:43.021	100	5.894	1:42.487	100	7.647	1:42.822	100	9.139	1:42.627
114	4.957	1:51.955	114	11.171	1:47.574	114	18.412	1:48.302	112	23.714	1:46.106	112	28.464	1:45.885
120	6.644	1:53.642	120	11.297	1:46.013	112	18.677	1:47.625	114	25.268	1:47.925	114	30.754	1:46.621
112	7.779	1:54.777	112	12.113	1:45.694	124	20.404	1:46.858	124	26.410	1:47.075	124	31.622	1:46.347
124	9.102	1:56.100	124	14.607	1:46.865	118	23.854	1:48.149	701	30.348	1:46.838	701	34.089	1:44.876
118	10.859	1:57.857	118	16.766	1:47.267	701	24.579	1:47.821	118	31.252	1:48.467	118	37.721	1:47.604
701	10.892	1:57.890	701	17.819	1:48.287	181	28.966	1:49.956	121	35.231	1:45.877	121	38.616	1:44.520
181	11.005	1:58.003	181	20.071	1:50.426	126	29.393	1:49.590	181	38.766	1:50.869	126	46.897	1:49.127
126	12.721	1:59.719	126	20.864	1:49.503	101	30.278	1:49.715	126	38.905	1:50.581	181	48.074	1:50.443
101	12.983	1:59.981	101	21.624	1:50.001	121	30.423	1:44.630	101	39.083	1:49.874	101	48.745	1:50.797
133	14.404	2:01.402	121	26.854	1:45.431	191	38.092	1:50.679	191	46.555	1:49.532	191	54.983	1:49.563
125	14.682	2:01.680	6	28.213	1:54.127	125	1 Lap	3:49.119 P	13	54.711	1:51.566	120	1:03.649	1:46.370
6	15.446	2:02.444	191	28.474	1:53.812	13	44.214	1:54.321	120	58.414	1:47.131	13	1:05.283	1:51.707
191	16.022	2:03.020	13	30.954	1:54.223	18	51.778	1:56.514	125	1 Lap	1:58.365	125	1 Lap	1:49.438
13	18.091	2:05.089	18	36.325	1:57.222	120	52.352	2:22.116	18	1:07.263	1:56.554	18	1:22.719	1:56.591
18	20.463	2:07.461	9	41.133	2:00.832	9	59.066	1:58.994	9	1:16.896	1:58.899	9	1:34.367	1:58.606
9	21.661	2:08.659	66	42.699	2:00.193	36	59.382	1:57.683	36	1:17.034	1:58.721	40	1:35.188	1:58.421
121	22.783	2:09.781	36	42.760	1:59.323	40	1:01.032	1:58.185	40	1:17.902	1:57.939	36	1:36.103	2:00.204
66	23.866	2:10.864	40	43.908	1:59.461	66	1:02.510	2:00.872	66	1:20.097	1:58.656	15	1:36.372	1:57.134
36	24.797	2:11.795	15	46.026	1:59.918	15	1:03.514	1:58.549	15	1:20.373	1:57.928	66	1:38.339	1:59.377
40	25.807	2:12.805	45	49.222	2:02.336	45	1:08.709	2:00.548	45	1:27.103	1:59.463			
15	27.468	2:14.466												
45	28.246	2:15.244												

GT-CET CAMPEONATO DE ESPAÑA

CARRERA 2 - LAP CHART

LAP 6 @ 14:09:00.512			LAP 7 @ 14:10:43.448			LAP 8 @ 14:12:24.397			LAP 9 @ 14:14:05.429			LAP 10 @ 14:15:47.306		
NO	BEHIND	LAP TIME	NO	BEHIND	LAP TIME	NO	BEHIND	LAP TIME	NO	BEHIND	LAP TIME	NO	BEHIND	LAP TIME
113		1:41.175	113		1:42.936	113		1:40.949	113		1:41.032	113		1:41.877
122	0.927	1:42.974	122	0.516	1:42.525	122	1.585	1:42.018	122	2.096	1:41.543	122	2.658	1:42.439
199	1.328	1:41.813	199	0.949	1:42.557	199	2.050	1:42.050	199	2.967	1:41.949	199	3.369	1:42.279
135	2.311	1:42.483	135	1.431	1:42.056	135	2.281	1:41.799	135	3.376	1:42.127	135	3.736	1:42.237
140	2.725	1:41.549	140	3.056	1:43.267	140	3.775	1:41.668	140	4.153	1:41.410	140	4.483	1:42.207
45	1 Lap	2:01.931	40	1 Lap	1:58.947	18	1 Lap	1:58.169	101	1 Lap	2:31.235	13	1 Lap	1:54.853
100	10.702	1:43.610	9	1 Lap	2:01.714	100	14.813	1:43.612	100	17.248	1:43.467	100	19.130	1:43.759
112	31.061	1:44.644	100	12.150	1:44.384	40	1 Lap	1:59.470	18	1 Lap	1:57.247	18	1 Lap	1:56.957
114	35.944	1:47.237	15	1 Lap	2:02.731	9	1 Lap	1:59.189	112	42.129	1:46.006	112	44.808	1:44.556
124	36.793	1:47.218	66	1 Lap	2:01.899	15	1 Lap	1:58.407	40	1 Lap	1:58.151	121	56.528	1:46.922
701	36.903	1:44.861	36	1 Lap	2:04.750	66	1 Lap	1:58.923	9	1 Lap	2:00.545	701	58.940	1:48.537
121	41.497	1:44.928	45	1 Lap	2:00.927	36	1 Lap	1:58.868	15	1 Lap	1:59.134	40	1 Lap	1:59.275
118	44.354	1:48.680	112	32.952	1:44.827	112	37.155	1:45.152	66	1 Lap	1:59.080	114	1:02.282	1:50.876
126	52.758	1:47.908	114	39.678	1:46.670	45	1 Lap	2:02.298	121	51.483	1:46.109	124	1:02.952	1:49.887
181	54.345	1:48.318	701	41.029	1:47.062	114	45.839	1:47.110	701	52.280	1:47.185	9	1 Lap	2:01.662
101	55.202	1:48.504	124	41.136	1:47.279	701	46.127	1:46.047	36	1 Lap	2:00.400	15	1 Lap	2:01.195
191	1:03.064	1:50.128	121	42.655	1:44.094	121	46.406	1:44.700	114	53.283	1:48.476	66	1 Lap	2:00.337
120	1:06.486	1:44.884	118	50.649	1:49.231	124	48.396	1:48.209	124	54.942	1:47.578	36	1 Lap	2:05.706
13	1:13.845	1:50.609	126	57.464	1:47.642	118	1:00.505	1:50.805	45	1 Lap	2:00.738	126	1:19.275	1:48.858
125	1 Lap	1:49.341	181	59.073	1:47.664	126	1:04.497	1:47.982	118	1:11.884	1:52.411	118	1:22.381	1:52.374
18	1:37.600	1:56.928	101	59.927	1:47.661	181	1:05.728	1:47.604	126	1:12.294	1:48.829	181	1:23.249	1:51.821
			191	1:09.314	1:49.186	120	1:14.368	1:45.865	181	1:13.305	1:48.609	120	1:23.489	1:45.793
			120	1:09.452	1:45.902	191	1:18.685	1:50.320	120	1:19.573	1:46.237	45	1 Lap	2:02.173
			125	1 Lap	1:49.407	125	1 Lap	1:49.231	191	1:26.243	1:48.590	191	1:34.541	1:50.175
			13	1:23.760	1:52.851	13	1:34.981	1:52.170	125	1 Lap	1:48.489			

GT-CET CAMPEONATO DE ESPAÑA

CARRERA 2 - LAP CHART

LAP 11 @ 14:17:29.812			LAP 12 @ 14:19:12.458			LAP 13 @ 14:20:55.470			LAP 14 @ 14:22:42.870			LAP 15 @ 14:24:26.782		
NO	BEHIND	LAP TIME	NO	BEHIND	LAP TIME	NO	BEHIND	LAP TIME	NO	BEHIND	LAP TIME	NO	BEHIND	LAP TIME
113		1:42.506	113		1:42.646	113		1:43.012	199		1:42.275	140		1:43.309
125	2 Laps	1:49.719	191	1 Lap	1:51.153	100	1 Lap	3:08.613 P	140	0.603	1:42.509	100	1 Lap	1:43.274
122	2.088	1:41.936	36	2 Laps	2:09.338	199	5.125	1:43.910	100	1 Lap	1:45.397	135	1 Lap	1:41.058
199	2.748	1:41.885	45	2 Laps	2:02.004	140	5.494	1:43.651	135	1 Lap	1:43.390	125	3 Laps	3:18.241 P
135	3.010	1:41.780	122	2.544	1:43.102	135	1 Lap	3:31.177 P	122	1 Lap	3:34.242 P	181	2 Laps	3:38.352 P
140	4.103	1:42.126	199	4.227	1:44.125	191	1 Lap	1:51.801	13	2 Laps	3:17.203 P	122	1 Lap	1:43.636
13	1 Lap	1:51.869	140	4.855	1:43.398	125	2 Laps	1:48.448	36	3 Laps	3:46.614 P	40	3 Laps	2:02.236
100	20.123	1:43.499	125	2 Laps	1:50.283	121	1 Lap	3:02.893 P	121	1 Lap	1:51.982	66	3 Laps	2:03.538
112	48.478	1:46.176	13	1 Lap	1:52.259	701	1 Lap	3:23.259 P	112	1 Lap	3:41.086 P	45	3 Laps	2:04.946
18	1 Lap	1:57.736	112	50.485	1:44.653	114	1:19.291	1:48.001	701	1 Lap	1:50.115	13	2 Laps	2:02.929
121	58.612	1:44.590	18	1 Lap	1:56.831	124	1:20.113	1:48.007	113	1:18.640	3:06.040 P	121	1 Lap	1:45.323
6	8 Laps	15:47.495 P	114	1:14.302	1:48.268	9	2 Laps	3:20.445 P	118	1 Lap	1:50.532	36	3 Laps	2:08.386
701	1:02.590	1:46.156	124	1:15.118	1:47.826	118	1 Lap	3:17.326 P	191	1 Lap	3:10.217 P	114	1 Lap	3:00.150 P
114	1:08.680	1:48.904	6	8 Laps	1:59.614	15	2 Laps	3:25.889 P	6	8 Laps	1:54.649	701	1 Lap	1:45.475
124	1:09.938	1:49.492	126	1:33.381	1:49.009	6	8 Laps	1:51.864	18	1 Lap	1:57.743	124	1 Lap	3:18.478 P
40	1 Lap	1:58.977	120	1:33.999	1:47.992	18	1 Lap	1:58.710	15	2 Laps	2:00.437	112	1 Lap	1:52.252
15	1 Lap	1:59.853	181	1:39.440	1:49.929	120	1:36.572	1:45.585	126	1:40.325	1:48.426	199	1:16.606	3:00.518 P
9	1 Lap	2:00.246				126	1:39.299	1:48.930	9	2 Laps	2:08.288	113	1:19.750	1:45.022
126	1:27.018	1:50.249				40	2 Laps	3:46.978 P				120	1 Lap	3:20.508 P
66	1 Lap	2:00.032				66	2 Laps	3:39.181 P				118	1 Lap	1:42.889
120	1:28.653	1:47.670				45	2 Laps	3:27.035 P						
181	1:32.157	1:51.414												
118	1:32.902	1:53.027												

GT-CET CAMPEONATO DE ESPAÑA

CARRERA 2 - LAP CHART

LAP 16 @ 14:26:10.120			LAP 17 @ 14:29:05.813			LAP 18 @ 14:30:50.937			LAP 19 @ 14:32:32.193			LAP 20 @ 14:34:14.518		
NO	BEHIND	LAP TIME	NO	BEHIND	LAP TIME	NO	BEHIND	LAP TIME	NO	BEHIND	LAP TIME	NO	BEHIND	LAP TIME
140		1:43.338	140		2:55.693 P	113		1:41.211	113		1:41.256	113		1:42.325
100	1 Lap	1:43.205	112	1 Lap	1:45.082	112	1 Lap	1:45.117	13	2 Laps	1:53.593	114	1 Lap	1:47.698
135	1 Lap	1:42.103	113	3.913	1:42.229	140	3.946	1:49.070	140	6.102	1:43.412	140	7.766	1:43.989
191	2 Laps	1:56.680	124	1 Lap	1:46.953	199	7.187	1:44.103	112	1 Lap	1:48.592	701	1 Lap	1:50.604
122	1 Lap	1:40.562	199	8.208	1:43.451	124	1 Lap	1:47.528	199	10.227	1:44.296	9	3 Laps	1:59.545
125	3 Laps	1:51.179	6	9 Laps	1:57.081	118	1 Lap	1:43.006	118	1 Lap	1:43.948	199	11.602	1:43.700
15	3 Laps	1:57.874	118	1 Lap	1:42.562	6	9 Laps	1:50.429	124	1 Lap	1:47.632	13	2 Laps	1:54.482
181	2 Laps	1:50.600	36	3 Laps	2:03.742	135	21.652	1:40.531	45	3 Laps	2:02.266	112	1 Lap	1:48.556
9	3 Laps	2:00.717	120	1 Lap	1:46.015	122	22.748	1:40.150	135	20.266	1:39.870	118	1 Lap	1:43.155
40	3 Laps	1:57.972	135	26.245	1:40.001	100	25.508	1:41.488	122	20.980	1:39.488	40	3 Laps	1:59.404
66	3 Laps	1:57.723	122	27.722	1:40.282	120	1 Lap	1:48.806	100	25.440	1:41.188	66	3 Laps	2:00.141
45	3 Laps	2:00.432	100	29.144	1:42.223	36	3 Laps	2:04.047	6	9 Laps	1:51.465	135	17.754	1:39.813
13	2 Laps	1:53.042	126	1 Lap	1:58.811	126	1 Lap	1:50.259	120	1 Lap	1:45.309	122	18.721	1:40.066
121	1 Lap	1:44.875	181	1 Lap	1:46.756	181	1 Lap	1:45.869	126	1 Lap	1:51.772	124	1 Lap	1:48.515
114	1 Lap	1:51.853	125	2 Laps	1:48.024	125	2 Laps	1:46.282	181	1 Lap	1:46.527	100	25.287	1:42.172
701	1 Lap	1:44.891	191	1 Lap	1:52.982	191	1 Lap	1:49.729	125	2 Laps	1:46.471	120	1 Lap	1:47.075
36	3 Laps	2:10.482	18	2 Laps	2:13.569	15	2 Laps	1:55.723	36	3 Laps	2:06.816	6	9 Laps	1:51.060
112	1 Lap	1:44.721	15	2 Laps	1:54.308	121	1:17.070	1:44.362	191	1 Lap	1:49.004	45	3 Laps	2:01.514
6	9 Laps	3:04.215 P	121	1:17.832	1:45.117	18	2 Laps	2:01.598	121	1:23.231	1:47.417	126	1 Lap	1:50.314
124	1 Lap	1:50.224	9	2 Laps	1:59.144	9	2 Laps	1:59.250	15	2 Laps	1:55.949	181	1 Lap	1:45.955
113	1:17.377	1:40.965	40	2 Laps	1:58.413	114	1:36.984	1:47.297	18	2 Laps	1:59.959	125	2 Laps	1:45.876
199	1:20.450	1:47.182	66	2 Laps	1:58.010	40	2 Laps	1:58.109	701	1:41.107	1:46.428	191	1 Lap	1:48.353
118	1 Lap	1:42.345	13	1 Lap	1:52.382	66	2 Laps	1:57.817				121	1:27.390	1:46.484
126	1 Lap	3:16.511 P	114	1:34.811	1:46.479							36	3 Laps	2:19.521
120	1 Lap	1:50.139	701	1:39.803	1:44.954									
135	1:41.937	1:41.507	45	2 Laps	2:00.647									
100	1:42.614	1:42.310												
122	1:43.133	1:39.811												
18	2 Laps	3:32.572 P												
191	1 Lap	1:50.358												
181	1 Lap	1:45.402												
125	2 Laps	1:46.526												
15	2 Laps	1:54.878												
9	2 Laps	1:59.503												
40	2 Laps	1:57.746												
66	2 Laps	1:57.420												
121	2:28.408	1:45.031												
13	1 Lap	1:54.784												
45	2 Laps	2:00.099												
114	2:44.025	1:47.381												
701	2:50.542	1:44.520												

GT-CET CAMPEONATO DE ESPAÑA

CARRERA 2 - LAP CHART

LAP 21 @ 14:35:55.944			LAP 22 @ 14:37:37.702			LAP 23 @ 14:39:18.844			LAP 24 @ 14:41:00.019			LAP 25 @ 14:42:42.028		
NO	BEHIND	LAP TIME	NO	BEHIND	LAP TIME	NO	BEHIND	LAP TIME	NO	BEHIND	LAP TIME	NO	BEHIND	LAP TIME
113		1:41.426	113		1:41.758	113		1:41.142	113		1:41.175	113		1:42.009
15	3 Laps	1:55.497	140	10.950	1:43.127	140	12.903	1:43.095	140	14.653	1:42.925	121	1 Lap	1:46.437
140	9.581	1:43.241	15	3 Laps	1:55.224	135	15.916	1:40.761	135	14.774	1:40.033	45	4 Laps	2:00.520
701	1 Lap	1:46.253	199	15.840	1:43.849	122	17.646	1:40.443	122	15.933	1:39.462	135	12.611	1:39.846
199	13.749	1:43.573	135	16.297	1:40.230	199	18.984	1:44.286	199	20.844	1:43.035	122	13.703	1:39.779
18	3 Laps	2:01.015	122	18.345	1:42.032	118	1 Lap	1:45.060	118	1 Lap	1:44.096	140	15.479	1:42.835
118	1 Lap	1:44.760	701	1 Lap	1:48.230	701	1 Lap	1:46.752	701	1 Lap	1:44.214	199	23.164	1:44.329
135	17.825	1:41.497	118	1 Lap	1:44.574	100	28.964	1:42.799	100	29.576	1:41.787	118	1 Lap	1:43.885
122	18.071	1:40.776	36	4 Laps	2:06.200	15	3 Laps	1:57.525	112	1 Lap	1:45.147	100	29.420	1:41.853
112	1 Lap	1:49.656	100	27.307	1:41.953	112	1 Lap	1:47.104	15	3 Laps	1:55.407	701	1 Lap	1:45.991
13	2 Laps	1:55.472	112	1 Lap	1:47.292	124	1 Lap	1:46.984	124	1 Lap	1:46.814	112	1 Lap	1:44.973
100	27.112	1:43.251	18	3 Laps	2:02.756	13	2 Laps	1:54.183	120	1 Lap	1:45.467	124	1 Lap	1:47.387
9	3 Laps	2:00.759	124	1 Lap	1:48.396	120	1 Lap	1:47.249	13	2 Laps	1:53.917	15	3 Laps	1:56.204
124	1 Lap	1:50.331	13	2 Laps	1:52.403	36	4 Laps	2:13.849	6	9 Laps	1:52.016	120	1 Lap	1:46.408
40	3 Laps	1:59.611	9	3 Laps	1:59.847	18	3 Laps	2:02.055	18	3 Laps	2:01.795	13	2 Laps	1:52.875
66	3 Laps	1:58.214	120	1 Lap	1:47.856	6	9 Laps	1:51.410	181	1 Lap	1:47.862	181	1 Lap	1:46.550
120	1 Lap	1:46.856	66	3 Laps	1:58.013	9	3 Laps	2:00.126	36	4 Laps	2:05.934	6	9 Laps	1:52.044
6	9 Laps	1:50.045	40	3 Laps	1:58.983	66	3 Laps	1:58.435	125	2 Laps	1:46.951	125	2 Laps	1:47.155
45	3 Laps	2:00.223	6	9 Laps	1:49.681	40	3 Laps	1:58.323	66	3 Laps	1:59.261	18	3 Laps	2:01.214
181	1 Lap	1:46.277	181	1 Lap	1:46.537	181	1 Lap	1:45.699	9	3 Laps	2:01.143	36	4 Laps	2:01.754
125	2 Laps	1:46.670	125	2 Laps	1:46.307	125	2 Laps	1:46.517	40	3 Laps	1:58.974	66	3 Laps	1:57.599
126	1 Lap	1:52.242	45	3 Laps	2:00.334	126	1 Lap	1:50.749	126	1 Lap	1:50.288	191	1 Lap	1:49.916
191	1 Lap	1:49.186	126	1 Lap	1:50.078	191	1 Lap	1:47.956	191	1 Lap	1:47.264			
121	1:31.168	1:45.204	191	1 Lap	1:48.277	45	3 Laps	2:01.787						
			121	1:34.739	1:45.329	121	1:38.855	1:45.258						

GT-CET CAMPEONATO DE ESPAÑA

CARRERA 2 - LAP CHART

LAP 26 @ 14:44:24.937			LAP 27 @ 14:46:07.929			LAP 28 @ 14:47:50.136			LAP 29 @ 14:49:33.228		
NO	BEHIND	LAP TIME	NO	BEHIND	LAP TIME	NO	BEHIND	LAP TIME	NO	BEHIND	LAP TIME
113		1:42.909	113		1:42.992	113		1:42.207	113		1:43.092
40	4 Laps	2:00.676	191	2 Laps	1:51.231	135	5.997	1:40.067	135	3.036	1:40.131
9	4 Laps	2:01.998	135	8.137	1:41.629	122	6.361	1:39.987	13	3 Laps	1:54.364
126	2 Laps	1:53.046	122	8.581	1:41.218	121	1 Lap	1:46.087	122	3.503	1:40.234
121	1 Lap	1:46.796	18	4 Laps	2:01.001	191	2 Laps	1:50.943	6	10 Laps	1:52.355
135	9.500	1:39.798	121	1 Lap	1:48.265	140	17.532	1:44.156	121	1 Lap	1:45.955
122	10.355	1:39.561	126	2 Laps	1:52.171	126	2 Laps	1:51.356	140	18.456	1:44.016
140	15.322	1:42.752	66	4 Laps	1:59.940	199	27.314	1:44.901	191	2 Laps	1:49.113
199	24.190	1:43.935	140	15.583	1:43.253	100	27.962	1:43.195	126	2 Laps	1:49.230
100	28.376	1:41.865	40	4 Laps	1:58.814	18	4 Laps	2:00.916	100	27.303	1:42.433
45	4 Laps	2:00.620	9	4 Laps	2:01.096	66	4 Laps	1:57.904	199	29.399	1:45.177
118	1 Lap	1:44.138	36	5 Laps	2:10.295	40	4 Laps	1:58.418	66	4 Laps	1:59.218
701	1 Lap	1:43.987	199	24.620	1:43.422	701	1 Lap	1:46.389	701	1 Lap	1:51.139
112	1 Lap	1:44.457	100	26.974	1:41.590	9	4 Laps	2:01.704	18	4 Laps	2:01.034
124	1 Lap	1:46.741	118	1 Lap	1:43.633	112	1 Lap	1:44.354	112	1 Lap	1:45.641
120	1 Lap	1:45.649	701	1 Lap	1:44.944	36	5 Laps	2:05.969	40	4 Laps	1:59.225
15	3 Laps	1:56.242	112	1 Lap	1:44.488	45	4 Laps	2:00.079	9	4 Laps	2:03.690
13	2 Laps	1:52.420	45	4 Laps	1:59.649	124	1 Lap	1:46.697	36	5 Laps	2:04.412
181	1 Lap	1:45.730	124	1 Lap	1:46.715	120	1 Lap	1:46.002	124	1 Lap	1:47.331
125	2 Laps	1:46.777	120	1 Lap	1:45.475	181	1 Lap	1:47.268	120	1 Lap	1:44.872
6	9 Laps	1:50.771	15	3 Laps	1:56.264	125	2 Laps	1:46.921	45	4 Laps	2:00.066
			181	1 Lap	1:46.889	15	3 Laps	1:56.719	181	1 Lap	1:47.795
			125	2 Laps	1:46.694				125	2 Laps	1:46.383
			13	2 Laps	1:53.961				15	3 Laps	2:01.091
			6	9 Laps	1:51.183						

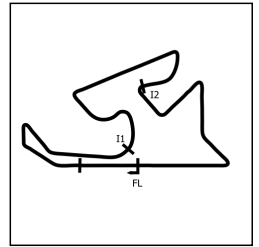
GT-CET CAMPEONATO DE ESPAÑA

CARRERA 2 - POSITION CHART

No	Name	Lap																													
		Pos	1	2	3	4	5	6	7	8	9	10	11	12	13	14	15	16	17	18	19	20	21	22	23	24	25	26	27	28	29
122	GT CORSE	1	122	122	122	122	122	113	113	113	113	113	113	113	113	199	140	140	140	113	113	113	113	113	113	113	113	113	113	113	113
135	RACAR MOTORSPORT	2	113	113	113	113	113	122	122	122	122	122	122	122	199	140	199	113	113	140	140	140	140	140	140	140	140	135	135	135	135
113	BAPORO MOTORSPORT	3	199	199	199	199	199	199	199	199	199	199	199	199	140	113	113	199	199	199	199	199	199	199	199	135	135	122	122	122	122
199	VELOSO MOTORSPORT	4	135	135	135	135	135	135	135	135	135	135	140	114	126	100	135	135	135	135	135	135	135	135	135	122	122	140	140	140	140
140	VELOSO MOTORSPORT	5	140	140	140	140	140	140	140	140	140	140	140	112	124	100	135	100	122	122	122	122	122	122	122	199	199	199	199	199	100
100	ESCUDERIA FARAON	6	100	100	100	100	100	100	100	100	100	100	100	114	120	135	122	122	100	100	100	100	100	100	100	100	100	100	100	100	199
120	ESCUDERIA LA CORU	7	114	114	114	112	112	112	112	112	112	112	112	124	126	122	121	121	121	121	121	121	121	121	121	121	121	121	121	121	121
121	PHILIPPE BONNEL	8	120	120	112	114	114	114	114	114	121	121	121	126	100	121	114	114	114	114	114	701	701	118	118	118	118	118	701	701	
701	ESCUDERIA BAIX EMP	9	112	112	124	124	124	124	701	701	701	701	701	120	135	114	701	701	701	701	701	118	118	701	701	701	701	701	701	112	112
114	SKUALO COMPETICIÓN	10	124	124	118	701	701	701	124	121	114	114	114	181	122	701	112	112	112	112	112	112	112	112	112	112	112	112	124	124	
112	ESCUDERIA FARAON	11	118	118	701	118	118	121	121	124	124	124	124	100	121	124	124	124	124	118	118	124	124	124	124	124	124	124	120	120	
124	GT CORSE	12	701	701	181	121	121	118	118	118	118	126	126	135	112	112	118	118	118	124	124	120	120	120	120	120	120	120	181	181	
181	ESCUDERIA BAIX EMP	13	181	181	126	181	126	126	126	126	126	118	120	191	701	120	126	120	120	120	120	181	181	181	181	181	181	181	181	191	
126	PCR SPORT CLUB ES	14	126	126	101	126	181	181	181	181	181	181	181	181	121	118	118	120	126	126	126	126	126	126	126	126	191	191	191	126	
125	MOTOR CLUB SABADE	15	101	101	121	101	101	101	101	120	120	120	118	701	191	191	191	181	181	181	181	191	191	191	191	191	191	126	126	126	
118	ESCUDERIA FARAON	16	133	121	191	191	191	191	191	191	191	191	191	118	18	181	181	191	191	191	191	13	13	13	13	13	125	125			
133	ESCUDERIA LA CORU	17	125	6	13	13	120	120	120	13	13	13	13	18	181	13	13	13	13	13	13	125	125	125	125	125	13	13			
101	PHILIPPE GRUAU	18	6	191	18	120	13	13	13	101	18	18	18	13	13	18	125	125	125	125	125	15	15	15	15	15	15	15			
191	VELOSO MOTORSPORT	19	191	13	120	18	18	18	18	18	40	40	125	15	125	125	18	15	15	15	15	18	18	18	18	18	66				
6	RX PRO RACING	20	13	18	9	9	9	40	40	40	9	15	9	9	15	15	15	18	18	18	18	9	66	66	66	66	18				
13	BAPORO MOTORSPORT	21	18	9	36	36	40	9	9	9	15	9	15	125	9	9	9	9	9	9	66	9	40	40	40	40					
36	UCAV RACING	22	9	66	40	40	36	15	15	15	66	66	40	40	40	40	40	40	40	40	66	40	40	9	9	9					
18	C.D.PLEMAR SPORT	23	121	36	66	66	15	66	66	66	36	36	66	66	66	66	66	66	66	66	40	45	45	45	45	45					
9	BALBOR MOTORSPORT	24	66	40	15	15	66	36	36	36	45	45	45	45	45	45	45	45	45	45	36	36	36	36	36						
40	MOTOR CLUB SABADE	25	36	15	45	45	45	45	45	125	125	36	36	36	36	36	36	36	36	36											
66	MOTOR CLUB SABADE	26	40	45	125	125	125	125	125	6	6	6	6	6	6	6	6	6	6												
15	LURAUTO K.K.	27	15	125	6	6	6	6	6																						
45	MOTOR CLUB SABADE	28	45																												

GT-CET CAMPEONATO DE ESPAÑA

CARRERA 2 - SECTOR ANALYSIS



SECTOR 1 = FL to I1, SECTOR 2 = I1 to I2 SECTOR 3 = I2 to I3, SECTOR 4 = I3 to FL, DIFF = Difference To Personal Best Lap, P = Crossed Finish Line in Pit Lane, D = Time Disallowed

P1 113 GT Cup BAPORO MOTORSPORT **PORSCHE 992 GT3 CUP**

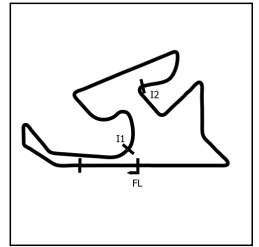
IDEAL LAP TIME : 1:40.501 BEST LAP TIME : 1:40.872 DIFFERENCE : 0.371

D1: Joan VINYES D2: Jaume FONT

LAP	SECTOR 1	SECTOR 2	SECTOR 3	SPEED TRAP	LAP TIME	KPH	DIFF	TIME OF DAY
1 - D2		36.736	38.944		1:47.408	130.86	6.536	14:00:34.250
2 - D2	27.182	36.436	38.285		1:41.903	137.93	1.031	14:02:16.153
3 - D2	26.895	36.012	38.432	231.5	1:41.339	138.70	0.467	14:03:57.492
4 - D2	26.942	36.010	37.920	232.9	1:40.872 (1)	139.34		14:05:38.364
5 - D2	26.829	35.859	38.285	231.5	1:40.973	139.20	0.101	14:07:19.337
6 - D2	26.881	36.010	38.284	231.5	1:41.175	138.92	0.303	14:09:00.512
7 - D2	27.659	37.013	38.264	232.9	1:42.936	136.55	2.064	14:10:43.448
8 - D2	26.988	35.752	38.209	231.5	1:40.949 (2)	139.24	0.077	14:12:24.397
9 - D2	26.840	35.806	38.386	230.2	1:41.032	139.12	0.160	14:14:05.429
10 - D2	27.039	36.420	38.418	230.2	1:41.877	137.97	1.005	14:15:47.306
11 - D2	27.200	36.219	39.087	232.9	1:42.506	137.12	1.634	14:17:29.812
12 - D2	26.913	36.252	39.481	231.5	1:42.646	136.93	1.774	14:19:12.458
13 - D2	27.176	36.728	39.108	231.5	1:43.012	136.45	2.140	14:20:55.470
14 - D2	27.108	36.548	IN PIT	232.9	3:06.040 P	75.55	1:25.168	14:24:01.510
15 - D1	OUTLAP	35.978	38.334	180.0	1:45.022	133.84	4.150	14:25:46.532
16 - D1	27.078	35.824	38.063	228.9	1:40.965 (3)	139.21	0.093	14:27:27.497
17 - D1	27.359	36.188	38.682	230.2	1:42.229	137.49	1.357	14:29:09.726
18 - D1	27.319	35.838	38.054	230.2	1:41.211	138.88	0.339	14:30:50.937
19 - D1	27.146	35.969	38.141	231.5	1:41.256	138.81	0.384	14:32:32.193
20 - D1	27.581	35.877	38.867	230.2	1:42.325	137.36	1.453	14:34:14.518
21 - D1	27.240	35.762	38.424	232.9	1:41.426	138.58	0.554	14:35:55.944
22 - D1	27.508	36.034	38.216	225.0	1:41.758	138.13	0.886	14:37:37.702
23 - D1	27.047	35.918	38.177	232.9	1:41.142	138.97	0.270	14:39:18.844
24 - D1	27.044	36.029	38.102	231.5	1:41.175	138.92	0.303	14:41:00.019
25 - D1	27.188	36.507	38.314	232.9	1:42.009	137.79	1.137	14:42:42.028
26 - D1	27.091	36.008	39.810	231.5	1:42.909	136.58	2.037	14:44:24.937
27 - D1	27.776	36.557	38.659	231.5	1:42.992	136.47	2.120	14:46:07.929
28 - D1	27.087	36.575	38.545	231.5	1:42.207	137.52	1.335	14:47:50.136
29 - D1	27.656	36.550	38.886	230.2	1:43.092	136.34	2.220	14:49:33.228

GT-CET CAMPEONATO DE ESPAÑA

CARRERA 2 - SECTOR ANALYSIS



SECTOR 1 = FL to I1, SECTOR 2 = I1 to I2 SECTOR 3 = I2 to I3, SECTOR 4 = I3 to FL, DIFF = Difference To Personal Best Lap, P = Crossed Finish Line in Pit Lane, D = Time Disallowed

P2 135 GT Cup RACAR MOTORSPORT **PORSCHE 992 GT3 CUP**

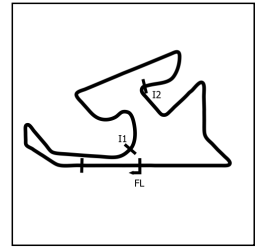
IDEAL LAP TIME : 1:39.355 BEST LAP TIME : 1:39.798 DIFFERENCE : 0.443

D1: Dieter SVEPES D2: Leandro MARTINS

LAP	SECTOR 1	SECTOR 2	SECTOR 3	SPEED TRAP	LAP TIME	KPH	DIFF	TIME OF DAY
1 - D2		36.971	38.764		1:47.988	130.16	8.190	14:00:34.830
2 - D2	27.420	36.664	38.079	227.5	1:42.163	137.58	2.365	14:02:16.993
3 - D2	27.129	35.986	38.098	232.9	1:41.213	138.87	1.415	14:03:58.206
4 - D2	27.076	36.114	37.923	234.3	1:41.113	139.01	1.315	14:05:39.319
5 - D2	26.970	36.321	37.730	234.3	1:41.021	139.14	1.223	14:07:20.340
6 - D2	26.919	36.681	38.883	232.9	1:42.483	137.15	2.685	14:09:02.823
7 - D2	27.116	36.863	38.077	230.2	1:42.056	137.73	2.258	14:10:44.879
8 - D2	27.095	36.427	38.277	231.5	1:41.799	138.07	2.001	14:12:26.678
9 - D2	27.242	36.484	38.401	231.5	1:42.127	137.63	2.329	14:14:08.805
10 - D2	27.195	36.727	38.315	231.5	1:42.237	137.48	2.439	14:15:51.042
11 - D2	27.085	36.409	38.286	231.5	1:41.780	138.10	1.982	14:17:32.822
12 - D2	27.489	36.750	IN PIT	234.3	3:31.177 P	66.56	1:51.379	14:21:03.999
13 - D1	OUTLAP	35.454	37.642	178.3	1:43.390	135.95	3.592	14:22:47.389
14 - D1	27.869	35.569	37.620	230.2	1:41.058	139.09	1.260	14:24:28.447
15 - D1	27.168	36.612	38.323	232.9	1:42.103	137.66	2.305	14:26:10.550
16 - D1	27.393	35.933	38.181	222.4	1:41.507	138.47	1.709	14:27:52.057
17 - D1	26.689	35.707	37.605	228.9	1:40.001	140.56	0.203	14:29:32.058
18 - D1	26.516	36.215	37.800	230.2	1:40.531	139.81	0.733	14:31:12.589
19 - D1	26.640	35.461	37.769	228.9	1:39.870	140.74	0.072	14:32:52.459
20 - D1	26.470	35.430	37.913	232.9	1:39.813 (2)	140.82	0.015	14:34:32.272
21 - D1	27.002	36.140	38.355	231.5	1:41.497	138.48	1.699	14:36:13.769
22 - D1	27.065	35.280	37.885	234.3	1:40.230	140.23	0.432	14:37:53.999
23 - D1	27.600	35.394	37.767	234.3	1:40.761	139.50	0.963	14:39:34.760
24 - D1	26.577	35.552	37.904	231.5	1:40.033	140.51	0.235	14:41:14.793
25 - D1	26.577	35.521	37.748	235.7	1:39.846 (3)	140.77	0.048	14:42:54.639
26 - D1	26.787	35.280	37.731	230.2	1:39.798 (1)	140.84		14:44:34.437
27 - D1	26.682	36.353	38.594	232.9	1:41.629	138.30	1.831	14:46:16.066
28 - D1	26.555	35.632	37.880	231.5	1:40.067	140.46	0.269	14:47:56.133
29 - D1	26.637	35.378	38.116	230.2	1:40.131	140.37	0.333	14:49:36.264

GT-CET CAMPEONATO DE ESPAÑA

CARRERA 2 - SECTOR ANALYSIS



SECTOR 1 = FL to I1, SECTOR 2 = I1 to I2 SECTOR 3 = I2 to I3, SECTOR 4 = I3 to FL, DIFF = Difference To Personal Best Lap, P = Crossed Finish Line in Pit Lane, D = Time Disallowed

P3 140 GT Cup VELOSO MOTORSPORT **PORSCHE 992 GT3 CUP**

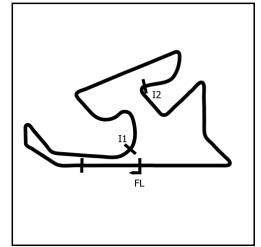
IDEAL LAP TIME : 1:40.746 BEST LAP TIME : 1:41.084 DIFFERENCE : 0.338

D1: Pedro MARREIROS D2: José MARREIROS

LAP	SECTOR 1	SECTOR 2	SECTOR 3	SPEED TRAP	LAP TIME	KPH	DIFF	TIME OF DAY
1 - D2		37.333	39.193		1:49.145	128.78	8.061	14:00:35.987
2 - D2	27.095	36.498	38.482	228.9	1:42.075	137.70	0.991	14:02:18.062
3 - D2	27.010	35.934	38.140	230.2	1:41.084 (1)	139.05		14:03:59.146
4 - D2	27.011	36.165	37.991	230.2	1:41.167 (2)	138.94	0.083	14:05:40.313
5 - D2	27.038	36.166	38.171	230.2	1:41.375 (3)	138.65	0.291	14:07:21.688
6 - D2	26.821	36.189	38.539	230.2	1:41.549	138.41	0.465	14:09:03.237
7 - D2	27.379	37.297	38.591	231.5	1:43.267	136.11	2.183	14:10:46.504
8 - D2	27.219	36.037	38.412	228.9	1:41.668	138.25	0.584	14:12:28.172
9 - D2	27.070	36.247	38.093	228.9	1:41.410	138.60	0.326	14:14:09.582
10 - D2	27.020	36.633	38.554	228.9	1:42.207	137.52	1.123	14:15:51.789
11 - D2	27.031	36.701	38.394	230.2	1:42.126	137.63	1.042	14:17:33.915
12 - D2	28.203	36.548	38.647	230.2	1:43.398	135.94	2.314	14:19:17.313
13 - D2	28.034	37.001	38.616	232.9	1:43.651	135.61	2.567	14:21:00.964
14 - D2	27.579	36.362	38.568	232.9	1:42.509	137.12	1.425	14:22:43.473
15 - D2	27.658	36.949	38.702	231.5	1:43.309	136.05	2.225	14:24:26.782
16 - D2	27.959	36.611	38.768	223.7	1:43.338	136.02	2.254	14:26:10.120
17 - D2	27.256	36.077	IN PIT	226.2	2:55.693 P	80.00	1:14.609	14:29:05.813
18 - D1	OUTLAP	36.642	39.131	154.0	1:49.070	128.87	7.986	14:30:54.883
19 - D1	27.649	36.736	39.027	227.5	1:43.412	135.92	2.328	14:32:38.295
20 - D1	27.350	36.869	39.770	228.9	1:43.989	135.17	2.905	14:34:22.284
21 - D1	27.760	36.408	39.073	226.2	1:43.241	136.14	2.157	14:36:05.525
22 - D1	27.716	36.648	38.763	227.5	1:43.127	136.29	2.043	14:37:48.652
23 - D1	27.764	36.170	39.161	227.5	1:43.095	136.34	2.011	14:39:31.747
24 - D1	27.964	36.211	38.750	227.5	1:42.925	136.56	1.841	14:41:14.672
25 - D1	28.102	36.447	38.286	225.0	1:42.835	136.68	1.751	14:42:57.507
26 - D1	27.662	36.208	38.882	230.2	1:42.752	136.79	1.668	14:44:40.259
27 - D1	27.705	36.242	39.306	230.2	1:43.253	136.13	2.169	14:46:23.512
28 - D1	28.204	36.689	39.263	222.4	1:44.156	134.95	3.072	14:48:07.668
29 - D1	28.352	36.453	39.211	228.9	1:44.016	135.13	2.932	14:49:51.684

GT-CET CAMPEONATO DE ESPAÑA

CARRERA 2 - SECTOR ANALYSIS

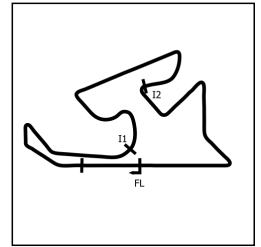


SECTOR 1 = FL to I1, SECTOR 2 = I1 to I2 SECTOR 3 = I2 to I3, SECTOR 4 = I3 to FL, DIFF = Difference To Personal Best Lap, P = Crossed Finish Line in Pit Lane, D = Time Disallowed

P4 122 GT Cup GT CORSE		PORSCHE 992 GT3 CUP						
IDEAL LAP TIME : 1:39.159		BEST LAP TIME : 1:39.462		DIFFERENCE : 0.303				
D1: Borja GARCIA		D2: Alejandro BARAMBIO						
LAP	SECTOR 1	SECTOR 2	SECTOR 3	SPEED TRAP	LAP TIME	KPH	DIFF	TIME OF DAY
1 - D2		36.803	38.865		1:46.998	131.36	7.536	14:00:33.840
2 - D2	27.277	35.980	38.103	230.2	1:41.360	138.67	1.898	14:02:15.200
3 - D2	27.177	35.859	38.025	230.2	1:41.061	139.08	1.599	14:03:56.261
4 - D2	27.099	36.080	37.890	230.2	1:41.069	139.07	1.607	14:05:37.330
5 - D2	27.145	36.031	37.959	231.5	1:41.135	138.98	1.673	14:07:18.465
6 - D2	27.147	37.267	38.560	231.5	1:42.974	136.50	3.512	14:09:01.439
7 - D2	27.713	36.589	38.223	234.3	1:42.525	137.10	3.063	14:10:43.964
8 - D2	27.418	36.031	38.569	231.5	1:42.018	137.78	2.556	14:12:25.982
9 - D2	27.397	36.132	38.014	230.2	1:41.543	138.42	2.081	14:14:07.525
10 - D2	27.441	36.173	38.825	230.2	1:42.439	137.21	2.977	14:15:49.964
11 - D2	27.179	36.063	38.694	230.2	1:41.936	137.89	2.474	14:17:31.900
12 - D2	28.213	36.506	38.383	223.7	1:43.102	136.33	3.640	14:19:15.002
13 - D2	27.938	36.566	IN PIT	231.5	3:34.242	P 65.60	1:54.780	14:22:49.244
14 - D1	OUTLAP	35.371	38.090	180.8	1:43.636	135.63	4.174	14:24:32.880
15 - D1	26.510	36.284	37.768	232.9	1:40.562	139.77	1.100	14:26:13.442
16 - D1	26.783	35.396	37.632	232.9	1:39.811	140.82	0.349	14:27:53.253
17 - D1	26.756	35.506	38.020	234.3	1:40.282	140.16	0.820	14:29:33.535
18 - D1	26.396	36.016	37.738	232.9	1:40.150	140.35	0.688	14:31:13.685
19 - D1	26.345	35.566	37.577	232.9	1:39.488	(2) 141.28	0.026	14:32:53.173
20 - D1	26.703	35.354	38.009	234.3	1:40.066	140.46	0.604	14:34:33.239
21 - D1	26.724	36.351	37.701	234.3	1:40.776	139.47	1.314	14:36:14.015
22 - D1	27.648	35.790	38.594	230.2	1:42.032	137.76	2.570	14:37:56.047
23 - D1	26.606	35.673	38.164	234.3	1:40.443	139.94	0.981	14:39:36.490
24 - D1	26.512	35.237	37.713	232.9	1:39.462	(1) 141.32		14:41:15.952
25 - D1	26.559	35.602	37.618	232.9	1:39.779	140.87	0.317	14:42:55.731
26 - D1	26.355	35.331	37.875	232.9	1:39.561	(3) 141.18	0.099	14:44:35.292
27 - D1	26.674	35.888	38.656	235.7	1:41.218	138.87	1.756	14:46:16.510
28 - D1	26.475	35.606	37.906	232.9	1:39.987	140.58	0.525	14:47:56.497
29 - D1	26.625	35.379	38.230	234.3	1:40.234	140.23	0.772	14:49:36.731

GT-CET CAMPEONATO DE ESPAÑA

CARRERA 2 - SECTOR ANALYSIS



SECTOR 1 = FL to I1, SECTOR 2 = I1 to I2 SECTOR 3 = I2 to I3, SECTOR 4 = I3 to FL, DIFF = Difference To Personal Best Lap, P = Crossed Finish Line in Pit Lane, D = Time Disallowed

P5 100 GT Cup ESCUDERIA FARAON **PORSCHE 992 GT3 CUP**

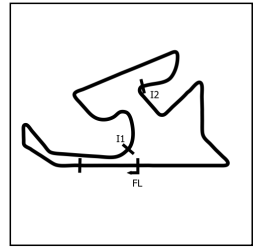
IDEAL LAP TIME : 1:40.924 BEST LAP TIME : 1:41.188 DIFFERENCE : 0.264

D1: Pablo BRAS D2: Fernando GONZALEZ

LAP	SECTOR 1	SECTOR 2	SECTOR 3	SPEED TRAP	LAP TIME	KPH	DIFF	TIME OF DAY
1 - D2		37.483	39.159		1:49.805	128.01	8.617	14:00:36.647
2 - D2	27.394	36.754	38.873	230.2	1:43.021	136.44	1.833	14:02:19.668
3 - D2	27.495	36.428	38.564	230.2	1:42.487	137.15	1.299	14:04:02.155
4 - D2	27.662	36.573	38.587	230.2	1:42.822	136.70	1.634	14:05:44.977
5 - D2	27.805	36.263	38.559	230.2	1:42.627	136.96	1.439	14:07:27.604
6 - D2	27.978	36.424	39.208	228.9	1:43.610	135.66	2.422	14:09:11.214
7 - D2	27.927	36.578	39.879	231.5	1:44.384	134.65	3.196	14:10:55.598
8 - D2	28.839	36.426	38.347	228.9	1:43.612	135.66	2.424	14:12:39.210
9 - D2	28.002	36.738	38.727	230.2	1:43.467	135.85	2.279	14:14:22.677
10 - D2	28.046	36.940	38.773	227.5	1:43.759	135.46	2.571	14:16:06.436
11 - D2	28.019	36.703	38.777	227.5	1:43.499	135.81	2.311	14:17:49.935
12 - D2	28.077	36.845	IN PIT	228.9	3:08.613	P 74.52	1:27.425	14:20:58.548
13 - D1	OUTLAP	36.279	38.160	176.7	1:45.397	133.36	4.209	14:22:43.945
14 - D1	28.223	36.396	38.655	232.9	1:43.274	136.10	2.086	14:24:27.219
15 - D1	28.104	36.577	38.524	221.2	1:43.205	136.19	2.017	14:26:10.424
16 - D1	27.250	36.537	38.523	231.5	1:42.310	137.38	1.122	14:27:52.734
17 - D1	27.091	36.382	38.750	232.9	1:42.223	137.50	1.035	14:29:34.957
18 - D1	26.928	35.930	38.630	232.9	1:41.488 (2)	138.50	0.300	14:31:16.445
19 - D1	26.979	35.836	38.373	230.2	1:41.188 (1)	138.91		14:32:57.633
20 - D1	27.484	36.185	38.503	232.9	1:42.172	137.57	0.984	14:34:39.805
21 - D1	27.212	36.703	39.336	231.5	1:43.251	136.13	2.063	14:36:23.056
22 - D1	27.297	36.192	38.464	231.5	1:41.953	137.86	0.765	14:38:05.009
23 - D1	27.504	36.101	39.194	231.5	1:42.799	136.73	1.611	14:39:47.808
24 - D1	27.194	36.183	38.410	231.5	1:41.787	138.09	0.599	14:41:29.595
25 - D1	27.223	36.229	38.401	231.5	1:41.853	138.00	0.665	14:43:11.448
26 - D1	27.554	35.944	38.367	232.9	1:41.865	137.98	0.677	14:44:53.313
27 - D1	27.050	35.980	38.560	231.5	1:41.590 (3)	138.36	0.402	14:46:34.903
28 - D1	27.518	36.385	39.292	232.9	1:43.195	136.21	2.007	14:48:18.098
29 - D1	27.526	36.167	38.740	231.5	1:42.433	137.22	1.245	14:50:00.531

GT-CET CAMPEONATO DE ESPAÑA

CARRERA 2 - SECTOR ANALYSIS



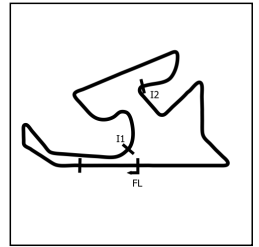
SECTOR 1 = FL to I1, SECTOR 2 = I1 to I2 SECTOR 3 = I2 to I3, SECTOR 4 = I3 to FL, DIFF = Difference To Personal Best Lap, P = Crossed Finish Line in Pit Lane, D = Time Disallowed

P6 199 GT Cup VELOSO MOTORSPORT **PORSCHE 991.2 GT3 CUP**
 IDEAL LAP TIME : 1:40.895 BEST LAP TIME : 1:41.177 DIFFERENCE : 0.282
 D1: José BARROS

LAP	SECTOR 1	SECTOR 2	SECTOR 3	SPEED TRAP	LAP TIME	KPH	DIFF	TIME OF DAY
1 - D1		36.812	38.942		1:47.740	130.46	6.563	14:00:34.582
2 - D1	27.450	36.157	38.190	232.9	1:41.797	138.08	0.620	14:02:16.379
3 - D1	27.242	35.819	38.194	232.9	1:41.255 (3)	138.81	0.078	14:03:57.634
4 - D1	27.343	35.841	37.993	223.7	1:41.177 (1)	138.92		14:05:38.811
5 - D1	27.209	35.934	38.073	237.1	1:41.216 (2)	138.87	0.039	14:07:20.027
6 - D1	27.083	36.271	38.459	235.7	1:41.813	138.05	0.636	14:09:01.840
7 - D1	27.725	36.677	38.155	238.5	1:42.557	137.05	1.380	14:10:44.397
8 - D1	27.395	36.136	38.519	235.7	1:42.050	137.73	0.873	14:12:26.447
9 - D1	27.311	36.200	38.438	235.7	1:41.949	137.87	0.772	14:14:08.396
10 - D1	27.321	36.395	38.563	232.9	1:42.279	137.42	1.102	14:15:50.675
11 - D1	27.193	36.019	38.673	234.3	1:41.885	137.96	0.708	14:17:32.560
12 - D1	29.095	36.407	38.623	232.9	1:44.125	134.99	2.948	14:19:16.685
13 - D1	28.397	36.754	38.759	221.2	1:43.910	135.27	2.733	14:21:00.595
14 - D1	27.624	35.885	38.766	234.3	1:42.275	137.43	1.098	14:22:42.870
15 - D1	28.014	36.815	IN PIT	234.3	3:00.518 P	77.86	1:19.341	14:25:43.388
16 - D1	OUTLAP	36.560	38.709	168.5	1:47.182	131.14	6.005	14:27:30.570
17 - D1	27.711	37.082	38.658	235.7	1:43.451	135.87	2.274	14:29:14.021
18 - D1	27.712	36.767	39.624	234.3	1:44.103	135.02	2.926	14:30:58.124
19 - D1	27.516	36.992	39.788	234.3	1:44.296	134.77	3.119	14:32:42.420
20 - D1	27.695	36.774	39.231	237.1	1:43.700	135.54	2.523	14:34:26.120
21 - D1	28.315	36.526	38.732	234.3	1:43.573	135.71	2.396	14:36:09.693
22 - D1	28.435	36.509	38.905	234.3	1:43.849	135.35	2.672	14:37:53.542
23 - D1	28.266	36.528	39.492	232.9	1:44.286	134.78	3.109	14:39:37.828
24 - D1	27.745	36.691	38.599	234.3	1:43.035	136.42	1.858	14:41:20.863
25 - D1	28.425	37.054	38.850	234.3	1:44.329	134.72	3.152	14:43:05.192
26 - D1	27.866	36.852	39.217	232.9	1:43.935	135.24	2.758	14:44:49.127
27 - D1	27.810	36.589	39.023	234.3	1:43.422	135.91	2.245	14:46:32.549
28 - D1	28.168	37.170	39.563	235.7	1:44.901	133.99	3.724	14:48:17.450
29 - D1	28.298	37.723	39.156	234.3	1:45.177	133.64	4.000	14:50:02.627

GT-CET CAMPEONATO DE ESPAÑA

CARRERA 2 - SECTOR ANALYSIS

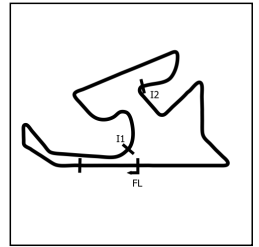


SECTOR 1 = FL to I1, SECTOR 2 = I1 to I2 SECTOR 3 = I2 to I3, SECTOR 4 = I3 to FL, DIFF = Difference To Personal Best Lap, P = Crossed Finish Line in Pit Lane, D = Time Disallowed

P7 121 GPX PHILIPPE BONNEL		VORTEX 2.0						
IDEAL LAP TIME : 1:43.493		BEST LAP TIME : 1:44.094		DIFFERENCE : 0.601				
D1: Philippe BONNEL		D2: Solenn AMROUCHE						
LAP	SECTOR 1	SECTOR 2	SECTOR 3	SPEED TRAP	LAP TIME	KPH	DIFF	TIME OF DAY
1 - D2		38.076	41.425		2:09.781	108.30	25.687	14:00:56.623
2 - D2	28.385	37.241	39.805	223.7	1:45.431	133.32	1.337	14:02:42.054
3 - D2	28.086	37.459	39.085	230.2	1:44.630	134.34	0.536	14:04:26.684
4 - D2	28.412	37.945	39.520	230.2	1:45.877	132.75	1.783	14:06:12.561
5 - D2	28.319	36.815	39.386	230.2	1:44.520 (3)	134.48	0.426	14:07:57.081
6 - D2	28.922	37.068	38.938	230.2	1:44.928	133.96	0.834	14:09:42.009
7 - D2	28.086	36.948	39.060	227.5	1:44.094 (1)	135.03		14:11:26.103
8 - D2	27.949	37.383	39.368	228.9	1:44.700	134.25	0.606	14:13:10.803
9 - D2	29.463	37.263	39.383	216.3	1:46.109	132.46	2.015	14:14:56.912
10 - D2	29.994	37.362	39.566	211.7	1:46.922	131.46	2.828	14:16:43.834
11 - D2	28.217	37.149	39.224	227.5	1:44.590	134.39	0.496	14:18:28.424
12 - D2	28.427	37.501	IN PIT	227.5	3:02.893 P	76.85	1:18.799	14:21:31.317
13 - D1	OUTLAP	37.950	39.570	160.9	1:51.982	125.52	7.888	14:23:23.299
14 - D1	28.341	37.445	39.537	225.0	1:45.323	133.45	1.229	14:25:08.622
15 - D1	28.177	37.441	39.257	226.2	1:44.875	134.02	0.781	14:26:53.497
16 - D1	28.969	36.606	39.456	227.5	1:45.031	133.82	0.937	14:28:38.528
17 - D1	28.513	37.436	39.168	228.9	1:45.117	133.71	1.023	14:30:23.645
18 - D1	28.059	37.066	39.237	226.2	1:44.362 (2)	134.68	0.268	14:32:08.007
19 - D1	28.891	38.385	40.141	230.2	1:47.417	130.85	3.323	14:33:55.424
20 - D1	29.038	37.715	39.731	225.0	1:46.484	132.00	2.390	14:35:41.908
21 - D1	28.473	37.375	39.356	226.2	1:45.204	133.60	1.110	14:37:27.112
22 - D1	28.110	37.671	39.548	228.9	1:45.329	133.45	1.235	14:39:12.441
23 - D1	28.420	37.383	39.455	226.2	1:45.258	133.54	1.164	14:40:57.699
24 - D1	28.733	37.972	39.732	228.9	1:46.437	132.06	2.343	14:42:44.136
25 - D1	29.018	37.583	40.195	227.5	1:46.796	131.61	2.702	14:44:30.932
26 - D1	28.689	38.795	40.781	227.5	1:48.265	129.83	4.171	14:46:19.197
27 - D1	28.680	37.619	39.788	226.2	1:46.087	132.49	1.993	14:48:05.284
28 - D1	28.777	37.966	39.212	226.2	1:45.955	132.66	1.861	14:49:51.239

GT-CET CAMPEONATO DE ESPAÑA

CARRERA 2 - SECTOR ANALYSIS

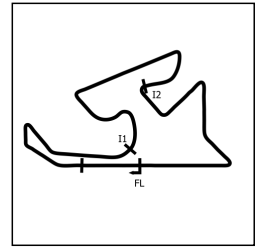


SECTOR 1 = FL to I1, SECTOR 2 = I1 to I2 SECTOR 3 = I2 to I3, SECTOR 4 = I3 to FL, DIFF = Difference To Personal Best Lap, P = Crossed Finish Line in Pit Lane, D = Time Disallowed

P8 701 GPX		ESCUDERIA BAIX EMPORDÀ		VORTEX 1.0					
IDEAL LAP TIME : 1:43.785		BEST LAP TIME : 1:43.987		DIFFERENCE : 0.202					
D1: Marc GRUAU		D2: Alexander GRUAU							
LAP	SECTOR 1	SECTOR 2	SECTOR 3	SPEED TRAP	LAP TIME	KPH	DIFF	TIME OF DAY	
1 - D2		39.640	41.203		1:57.890	119.23	13.903	14:00:44.732	
2 - D2	29.702	38.809	39.776	206.2	1:48.287	129.80	4.300	14:02:33.019	
3 - D2	28.533	39.384	39.904	222.4	1:47.821	130.36	3.834	14:04:20.840	
4 - D2	28.920	38.369	39.549	222.4	1:46.838	131.56	2.851	14:06:07.678	
5 - D2	28.389	37.212	39.275	220.0	1:44.876	134.02	0.889	14:07:52.554	
6 - D2	28.072	37.315	39.474	221.2	1:44.861	134.04	0.874	14:09:37.415	
7 - D2	29.896	37.580	39.586	214.0	1:47.062	131.29	3.075	14:11:24.477	
8 - D2	28.282	38.029	39.736	220.0	1:46.047	132.54	2.060	14:13:10.524	
9 - D2	29.124	38.275	39.786	220.0	1:47.185	131.13	3.198	14:14:57.709	
10 - D2	30.440	38.446	39.651	190.3	1:48.537	129.50	4.550	14:16:46.246	
11 - D2	28.746	37.784	39.626	217.5	1:46.156	132.41	2.169	14:18:32.402	
12 - D2	28.565	37.956	IN PIT	215.2	3:23.259	P 69.15	1:39.272	14:21:55.661	
13 - D1	OUTLAP	38.088	39.991	171.4	1:50.115	127.65	6.128	14:23:45.776	
14 - D1	28.521	37.610	39.344	217.5	1:45.475	133.26	1.488	14:25:31.251	
15 - D1	28.283	36.960	39.648	217.5	1:44.891	134.00	0.904	14:27:16.142	
16 - D1	27.862	36.907	39.751	217.5	1:44.520	(3) 134.48	0.533	14:29:00.662	
17 - D1	27.842	37.238	39.874	217.5	1:44.954	133.92	0.967	14:30:45.616	
18 - D1	28.989	37.414	40.025	217.5	1:46.428	132.07	2.441	14:32:32.044	
19 - D1	31.268	38.613	40.723	201.0	1:50.604	127.08	6.617	14:34:22.648	
20 - D1	28.787	37.543	39.923	217.5	1:46.253	132.28	2.266	14:36:08.901	
21 - D1	29.627	37.100	41.503	220.0	1:48.230	129.87	4.243	14:37:57.131	
22 - D1	29.831	37.701	39.220	221.2	1:46.752	131.67	2.765	14:39:43.883	
23 - D1	27.853	37.001	39.360	221.2	1:44.214	(2) 134.87	0.227	14:41:28.097	
24 - D1	28.421	38.031	39.539	220.0	1:45.991	132.61	2.004	14:43:14.088	
25 - D1	28.044	36.815	39.128	220.0	1:43.987 (1)	135.17		14:44:58.075	
26 - D1	28.569	36.866	39.509	222.4	1:44.944	133.94	0.957	14:46:43.019	
27 - D1	28.414	37.651	40.324	220.0	1:46.389	132.12	2.402	14:48:29.408	
28 - D1	28.941	38.783	43.415	215.2	1:51.139	126.47	7.152	14:50:20.547	

GT-CET CAMPEONATO DE ESPAÑA

CARRERA 2 - SECTOR ANALYSIS



SECTOR 1 = FL to I1, SECTOR 2 = I1 to I2 SECTOR 3 = I2 to I3, SECTOR 4 = I3 to FL, DIFF = Difference To Personal Best Lap, P = Crossed Finish Line in Pit Lane, D = Time Disallowed

P9 112 GT Cup ESCUDERIA FARAON **PORSCHE 992 GT3 CUP**

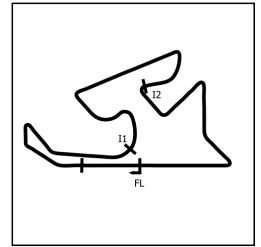
IDEAL LAP TIME : 1:43.402 BEST LAP TIME : 1:44.354 DIFFERENCE : 0.952

D1: Pedro LOURINHO D2: Miguel GOMEZ

LAP	SECTOR 1	SECTOR 2	SECTOR 3	SPEED TRAP	LAP TIME	KPH	DIFF	TIME OF DAY
1 - D2		38.302	40.177		1:54.777	122.46	10.423	14:00:41.619
2 - D2	28.536	37.552	39.606	227.5	1:45.694	132.98	1.340	14:02:27.313
3 - D2	29.082	38.592	39.951	227.5	1:47.625	130.60	3.271	14:04:14.938
4 - D2	29.201	37.556	39.349	215.2	1:46.106	132.47	1.752	14:06:01.044
5 - D2	29.395	36.834	39.656	205.1	1:45.885	132.74	1.531	14:07:46.929
6 - D2	28.734	36.977	38.933	227.5	1:44.644	134.32	0.290	14:09:31.573
7 - D2	28.736	37.273	38.818	227.5	1:44.827	134.08	0.473	14:11:16.400
8 - D2	28.374	37.354	39.424	227.5	1:45.152	133.67	0.798	14:13:01.552
9 - D2	28.975	37.328	39.703	227.5	1:46.006	132.59	1.652	14:14:47.558
10 - D2	28.201	37.219	39.136	228.9	1:44.556	134.43	0.202	14:16:32.114
11 - D2	29.739	36.810	39.627	198.9	1:46.176	132.38	1.822	14:18:18.290
12 - D2	28.120	37.515	39.018	227.5	1:44.653	134.31	0.299	14:20:02.943
13 - D2	28.459	37.104	IN PIT	227.5	3:41.086	P 63.57	1:56.732	14:23:44.029
14 - D1	OUTLAP	38.381	39.340	167.7	1:52.252	125.22	7.898	14:25:36.281
15 - D1	28.004	37.563	39.154	228.9	1:44.721	134.22	0.367	14:27:21.002
16 - D1	28.694	37.125	39.263	211.7	1:45.082	133.76	0.728	14:29:06.084
17 - D1	27.774	37.260	40.083	228.9	1:45.117	133.71	0.763	14:30:51.201
18 - D1	29.615	37.580	41.397	218.7	1:48.592	129.44	4.238	14:32:39.793
19 - D1	28.777	39.054	40.725	230.2	1:48.556	129.48	4.202	14:34:28.349
20 - D1	29.561	40.361	39.734	214.0	1:49.656	128.18	5.302	14:36:18.005
21 - D1	28.300	38.382	40.610	231.5	1:47.292	131.00	2.938	14:38:05.297
22 - D1	28.889	38.816	39.399	218.7	1:47.104	131.23	2.750	14:39:52.401
23 - D1	28.271	37.660	39.216	231.5	1:45.147	133.68	0.793	14:41:37.548
24 - D1	28.437	37.193	39.343	230.2	1:44.973	133.90	0.619	14:43:22.521
25 - D1	27.893	37.401	39.163	230.2	1:44.457 (2)	134.56	0.103	14:45:06.978
26 - D1	27.963	37.206	39.319	228.9	1:44.488 (3)	134.52	0.134	14:46:51.466
27 - D1	27.929	37.412	39.013	230.2	1:44.354 (1)	134.69		14:48:35.820
28 - D1	28.660	37.416	39.565	231.5	1:45.641	133.05	1.287	14:50:21.461

GT-CET CAMPEONATO DE ESPAÑA

CARRERA 2 - SECTOR ANALYSIS

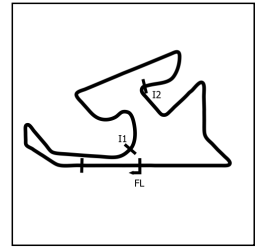


SECTOR 1 = FL to I1, SECTOR 2 = I1 to I2 SECTOR 3 = I2 to I3, SECTOR 4 = I3 to FL, DIFF = Difference To Personal Best Lap, P = Crossed Finish Line in Pit Lane, D = Time Disallowed

P10 124 GT4		GT CORSE		BMW M4 GT4				
IDEAL LAP TIME : 1:45.877		BEST LAP TIME : 1:46.347		DIFFERENCE : 0.470				
D1: Manuel BERTOLIN								
LAP	SECTOR 1	SECTOR 2	SECTOR 3	SPEED TRAP	LAP TIME	KPH	DIFF	TIME OF DAY
1 - D1		39.102	41.223		1:56.100	121.06	9.753	14:00:42.942
2 - D1	29.161	37.542	40.162	212.9	1:46.865	131.53	0.518	14:02:29.807
3 - D1	28.924	37.697	40.237	212.9	1:46.858	131.54	0.511	14:04:16.665
4 - D1	28.922	37.294	40.859	212.9	1:47.075	131.27	0.728	14:06:03.740
5 - D1	29.024	37.033	40.290	212.9	1:46.347 (1)	132.17		14:07:50.087
6 - D1	28.921	37.429	40.868	215.2	1:47.218	131.09	0.871	14:09:37.305
7 - D1	29.476	37.491	40.312	211.7	1:47.279	131.02	0.932	14:11:24.584
8 - D1	29.079	38.212	40.918	210.6	1:48.209	129.89	1.862	14:13:12.793
9 - D1	29.373	37.738	40.467	212.9	1:47.578	130.66	1.231	14:15:00.371
10 - D1	29.919	37.741	42.227	179.1	1:49.887	127.91	3.540	14:16:50.258
11 - D1	31.324	37.550	40.618	176.0	1:49.492	128.37	3.145	14:18:39.750
12 - D1	29.142	37.430	41.254	211.7	1:47.826	130.36	1.479	14:20:27.576
13 - D1	29.667	37.576	40.764	212.9	1:48.007	130.14	1.660	14:22:15.583
14 - D1	28.869	37.565	IN PIT	214.0	3:18.478	P 70.81	1:32.131	14:25:34.061
15 - D1	OUTLAP	37.460	40.394	165.6	1:50.224	127.52	3.877	14:27:24.285
16 - D1	28.682	37.210	41.061	215.2	1:46.953	131.42	0.606	14:29:11.238
17 - D1	28.764	37.869	40.895	215.2	1:47.528	130.72	1.181	14:30:58.766
18 - D1	28.721	37.252	41.659	215.2	1:47.632	130.59	1.285	14:32:46.398
19 - D1	28.784	37.640	42.091	215.2	1:48.515	129.53	2.168	14:34:34.913
20 - D1	28.732	39.624	41.975	215.2	1:50.331	127.40	3.984	14:36:25.244
21 - D1	29.107	38.215	41.074	217.5	1:48.396	129.67	2.049	14:38:13.640
22 - D1	28.717	37.726	40.541	215.2	1:46.984	131.38	0.637	14:40:00.624
23 - D1	28.701	37.567	40.546	214.0	1:46.814	131.59	0.467	14:41:47.438
24 - D1	29.371	37.662	40.354	214.0	1:47.387	130.89	1.040	14:43:34.825
25 - D1	28.750	37.510	40.481	214.0	1:46.741	131.68	0.394	14:45:21.566
26 - D1	28.711	37.670	40.334	214.0	1:46.715	(3) 131.71	0.368	14:47:08.281
27 - D1	28.753	37.544	40.400	214.0	1:46.697	(2) 131.73	0.350	14:48:54.978
28 - D1	29.206	37.825	40.300	214.0	1:47.331	130.96	0.984	14:50:42.309

GT-CET CAMPEONATO DE ESPAÑA

CARRERA 2 - SECTOR ANALYSIS

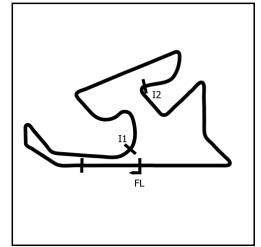


SECTOR 1 = FL to I1, SECTOR 2 = I1 to I2 SECTOR 3 = I2 to I3, SECTOR 4 = I3 to FL, DIFF = Difference To Personal Best Lap, P = Crossed Finish Line in Pit Lane, D = Time Disallowed

P11 120 GPX		ESCUDERIA LA CORUÑA		KTM GT2				
IDEAL LAP TIME : 1:44.461		BEST LAP TIME : 1:44.872		DIFFERENCE : 0.411				
D1: Jon AIZPURUA								
LAP	SECTOR 1	SECTOR 2	SECTOR 3	SPEED TRAP	LAP TIME	KPH	DIFF	TIME OF DAY
1 - D1		38.376	39.785		1:53.642	123.68	8.770	14:00:40.484
2 - D1	28.364	37.517	40.132	228.9	1:46.013	132.58	1.141	14:02:26.497
3 - D1	29.588	1:10.745	41.783	225.0	2:22.116	98.90	37.244	14:04:48.613
4 - D1	29.111	38.218	39.802	223.7	1:47.131	131.20	2.259	14:06:35.744
5 - D1	28.274	37.883	40.213	228.9	1:46.370	132.14	1.498	14:08:22.114
6 - D1	28.323	37.132	39.429	225.0	1:44.884 (2)	134.01	0.012	14:10:06.998
7 - D1	28.574	37.211	40.117	225.0	1:45.902	132.72	1.030	14:11:52.900
8 - D1	29.127	37.329	39.409	230.2	1:45.865	132.77	0.993	14:13:38.765
9 - D1	28.906	37.684	39.647	226.2	1:46.237	132.30	1.365	14:15:25.002
10 - D1	28.823	37.407	39.563	227.5	1:45.793	132.86	0.921	14:17:10.795
11 - D1	30.647	37.813	39.210	208.4	1:47.670	130.54	2.798	14:18:58.465
12 - D1	31.042	37.769	39.181	214.0	1:47.992	130.15	3.120	14:20:46.457
13 - D1	28.900	37.432	39.253	217.5	1:45.585	133.12	0.713	14:22:32.042
14 - D1	28.742	38.218	IN PIT	223.7	3:20.508 P	70.10	1:35.636	14:25:52.550
15 - D1	OUTLAP	37.929	39.408	165.6	1:50.139	127.62	5.267	14:27:42.689
16 - D1	28.494	37.681	39.840	227.5	1:46.015	132.58	1.143	14:29:28.704
17 - D1	28.669	39.710	40.427	227.5	1:48.806	129.18	3.934	14:31:17.510
18 - D1	28.311	37.590	39.408	227.5	1:45.309 (3)	133.47	0.437	14:33:02.819
19 - D1	28.879	37.695	40.501	230.2	1:47.075	131.27	2.203	14:34:49.894
20 - D1	28.817	38.185	39.854	226.2	1:46.856	131.54	1.984	14:36:36.750
21 - D1	28.693	38.337	40.826	226.2	1:47.856	130.32	2.984	14:38:24.606
22 - D1	29.214	38.151	39.884	226.2	1:47.249	131.06	2.377	14:40:11.855
23 - D1	28.322	37.965	39.180	228.9	1:45.467	133.27	0.595	14:41:57.322
24 - D1	28.954	38.037	39.417	226.2	1:46.408	132.09	1.536	14:43:43.730
25 - D1	28.697	37.763	39.189	230.2	1:45.649	133.04	0.777	14:45:29.379
26 - D1	28.664	37.403	39.408	227.5	1:45.475	133.26	0.603	14:47:14.854
27 - D1	28.291	37.974	39.737	228.9	1:46.002	132.60	1.130	14:49:00.856
28 - D1	28.636	37.007	39.229	226.2	1:44.872 (1)	134.03		14:50:45.728

GT-CET CAMPEONATO DE ESPAÑA

CARRERA 2 - SECTOR ANALYSIS

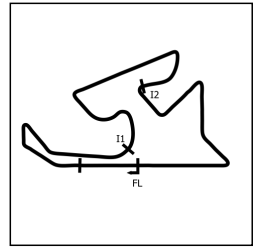


SECTOR 1 = FL to I1, SECTOR 2 = I1 to I2 SECTOR 3 = I2 to I3, SECTOR 4 = I3 to FL, DIFF = Difference To Personal Best Lap, P = Crossed Finish Line in Pit Lane, D = Time Disallowed

P12 181 GT4		ESCUDERIA BAIX EMPORDÀ			MCLAREN ARTURA GT4			
IDEAL LAP TIME : 1:45.392		BEST LAP TIME : 1:45.402			DIFFERENCE : 0.010			
D1: Francesc GUTIERREZ		D2: Jan SCHIDLOF						
LAP	SECTOR 1	SECTOR 2	SECTOR 3	SPEED TRAP	LAP TIME	KPH	DIFF	TIME OF DAY
1 - D2		39.877	41.549		1:58.003	119.11	12.601	14:00:44.845
2 - D2	30.104	39.183	41.139	205.1	1:50.426	127.29	5.024	14:02:35.271
3 - D2	29.691	39.278	40.987	209.5	1:49.956	127.83	4.554	14:04:25.227
4 - D2	29.349	39.773	41.747	210.6	1:50.869	126.78	5.467	14:06:16.096
5 - D2	30.105	39.329	41.009	214.0	1:50.443	127.27	5.041	14:08:06.539
6 - D2	29.161	38.352	40.805	212.9	1:48.318	129.76	2.916	14:09:54.857
7 - D2	29.172	38.076	40.416	214.0	1:47.664	130.55	2.262	14:11:42.521
8 - D2	29.178	37.665	40.761	210.6	1:47.604	130.62	2.202	14:13:30.125
9 - D2	29.245	38.156	41.208	214.0	1:48.609	129.42	3.207	14:15:18.734
10 - D2	30.044	39.678	42.099	214.0	1:51.821	125.70	6.419	14:17:10.555
11 - D2	31.495	39.191	40.728	185.9	1:51.414	126.16	6.012	14:19:01.969
12 - D2	29.675	39.062	41.192	212.9	1:49.929	127.86	4.527	14:20:51.898
13 - D2	29.865	39.003	IN PIT	212.9	3:38.352	P 64.37	1:52.950	14:24:30.250
14 - D1	OUTLAP	37.654	40.334	160.3	1:50.600	127.09	5.198	14:26:20.850
15 - D1	28.504	37.111	39.787	215.2	1:45.402 (1)	133.35		14:28:06.252
16 - D1	29.017	37.402	40.337	211.7	1:46.756	131.66	1.354	14:29:53.008
17 - D1	28.646	37.307	39.916	211.7	1:45.869	132.76	0.467	14:31:38.877
18 - D1	28.571	37.399	40.557	212.9	1:46.527	131.94	1.125	14:33:25.404
19 - D1	28.608	37.543	39.804	214.0	1:45.955	132.66	0.553	14:35:11.359
20 - D1	28.898	37.177	40.202	214.0	1:46.277	132.26	0.875	14:36:57.636
21 - D1	28.570	37.836	40.131	215.2	1:46.537	131.93	1.135	14:38:44.173
22 - D1	28.494	37.215	39.990	214.0	1:45.699 (2)	132.98	0.297	14:40:29.872
23 - D1	28.714	38.846	40.302	215.2	1:47.862	130.31	2.460	14:42:17.734
24 - D1	28.848	37.454	40.248	212.9	1:46.550	131.92	1.148	14:44:04.284
25 - D1	28.579	37.111	40.040	212.9	1:45.730 (3)	132.94	0.328	14:45:50.014
26 - D1	29.014	37.666	40.209	214.0	1:46.889	131.50	1.487	14:47:36.903
27 - D1	28.729	38.141	40.398	212.9	1:47.268	131.03	1.866	14:49:24.171
28 - D1	28.728	37.536	41.531	212.9	1:47.795	130.39	2.393	14:51:11.966

GT-CET CAMPEONATO DE ESPAÑA

CARRERA 2 - SECTOR ANALYSIS



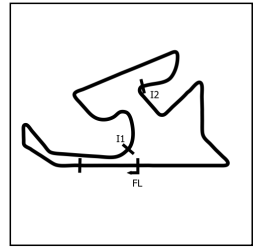
SECTOR 1 = FL to I1, SECTOR 2 = I1 to I2 SECTOR 3 = I2 to I3, SECTOR 4 = I3 to FL, DIFF = Difference To Personal Best Lap, P = Crossed Finish Line in Pit Lane, D = Time Disallowed

P13 191 GT Cup VELOSO MOTORSPORT				PORSCHE 991.1 GT3 CUP				
IDEAL LAP TIME : 1:46.786		BEST LAP TIME : 1:47.264		DIFFERENCE : 0.478				
D1: Jean-Roch PIAT								
LAP	SECTOR 1	SECTOR 2	SECTOR 3	SPEED TRAP	LAP TIME	KPH	DIFF	TIME OF DAY
1 - D1		40.551	41.748		2:03.020	114.25	15.756	14:00:49.862
2 - D1	32.938	38.989	41.885	191.3	1:53.812	123.50	6.548	14:02:43.674
3 - D1	30.030	39.793	40.856	216.3	1:50.679	126.99	3.415	14:04:34.353
4 - D1	29.906	38.892	40.734	221.2	1:49.532	128.32	2.268	14:06:23.885
5 - D1	30.015	38.698	40.850	217.5	1:49.563	128.29	2.299	14:08:13.448
6 - D1	29.935	39.398	40.795	221.2	1:50.128	127.63	2.864	14:10:03.576
7 - D1	29.716	38.744	40.726	217.5	1:49.186	128.73	1.922	14:11:52.762
8 - D1	31.005	38.772	40.543	189.4	1:50.320	127.41	3.056	14:13:43.082
9 - D1	29.635	38.736	40.219	217.5	1:48.590	129.44	1.326	14:15:31.672
10 - D1	29.857	39.263	41.055	214.0	1:50.175	127.58	2.911	14:17:21.847
11 - D1	30.155	38.911	42.087	212.9	1:51.153	126.45	3.889	14:19:13.000
12 - D1	31.355	39.884	40.562	208.4	1:51.801	125.72	4.537	14:21:04.801
13 - D1	30.261	39.492	IN PIT	215.2	3:10.217	P 73.89	1:22.953	14:24:15.018
14 - D1	OUTLAP	38.564	42.465	146.1	1:56.680	120.46	9.416	14:26:11.698
15 - D1	30.742	39.002	40.614	212.9	1:50.358	127.36	3.094	14:28:02.056
16 - D1	30.932	39.077	42.973	195.0	1:52.982	124.41	5.718	14:29:55.038
17 - D1	29.988	39.280	40.461	210.6	1:49.729	128.09	2.465	14:31:44.767
18 - D1	29.878	38.842	40.284	214.0	1:49.004	128.95	1.740	14:33:33.771
19 - D1	29.676	38.391	40.286	216.3	1:48.353	129.72	1.089	14:35:22.124
20 - D1	30.030	38.933	40.223	212.9	1:49.186	128.73	1.922	14:37:11.310
21 - D1	29.410	38.666	40.201	225.0	1:48.277 (3)	129.81	1.013	14:38:59.587
22 - D1	29.249	38.626	40.081	218.7	1:47.956 (2)	130.20	0.692	14:40:47.543
23 - D1	29.727	38.044	39.493	222.4	1:47.264 (1)	131.04		14:42:34.807
24 - D1	29.884	38.472	41.560	211.7	1:49.916	127.88	2.652	14:44:24.723
25 - D1	31.077	39.449	40.705	186.7	1:51.231	126.36	3.967	14:46:15.954
26 - D1	30.744	39.503	40.696	191.3	1:50.943	126.69	3.679	14:48:06.897
27 - D1	30.361	38.313	40.439	220.0	1:49.113	128.82	1.849	14:49:56.010

P14 126 GT4 PCR SPORT CLUB ESPORTIU				MERCEDES AMG GT4				
IDEAL LAP TIME : 1:47.168		BEST LAP TIME : 1:47.642		DIFFERENCE : 0.474				
D1: Vincenzo MARTINEZ D2: Josep PARERA								
LAP	SECTOR 1	SECTOR 2	SECTOR 3	SPEED TRAP	LAP TIME	KPH	DIFF	TIME OF DAY
1 - D2		39.792	42.171		1:59.719	117.40	12.077	14:00:46.561
2 - D2	30.353	38.479	40.671	207.3	1:49.503	128.36	1.861	14:02:36.064
3 - D2	29.730	39.194	40.666	212.9	1:49.590	128.26	1.948	14:04:25.654
4 - D2	29.725	39.276	41.580	214.0	1:50.581	127.11	2.939	14:06:16.235
5 - D2	30.246	38.284	40.597	202.0	1:49.127	128.80	1.485	14:08:05.362
6 - D2	29.613	37.895	40.400	212.9	1:47.908 (2)	130.26	0.266	14:09:53.270
7 - D2	29.307	38.130	40.205	211.7	1:47.642 (1)	130.58		14:11:40.912
8 - D2	29.569	38.015	40.398	214.0	1:47.982 (3)	130.17	0.340	14:13:28.894
9 - D2	29.230	38.159	41.440	212.9	1:48.829	129.15	1.187	14:15:17.723
10 - D2	29.808	38.101	40.949	210.6	1:48.858	129.12	1.216	14:17:06.581
11 - D2	30.236	37.769	42.244	211.7	1:50.249	127.49	2.607	14:18:56.830
12 - D2	29.866	38.266	40.877	211.7	1:49.009	128.94	1.367	14:20:45.839
13 - D2	29.324	38.630	40.976	214.0	1:48.930	129.03	1.288	14:22:34.769
14 - D2	29.194	38.092	41.140	215.2	1:48.426	129.63	0.784	14:24:23.195
15 - D2	31.169	39.442	IN PIT	204.1	3:16.511	P 71.52	1:28.869	14:27:39.706
16 - D1	OUTLAP	40.702	42.334	147.2	1:58.811	118.30	11.169	14:29:38.517
17 - D1	29.646	38.949	41.664	212.9	1:50.259	127.48	2.617	14:31:28.776
18 - D1	30.768	39.043	41.961	185.0	1:51.772	125.75	4.130	14:33:20.548
19 - D1	29.876	38.758	41.680	214.0	1:50.314	127.41	2.672	14:35:10.862
20 - D1	31.149	39.391	41.702	212.9	1:52.242	125.23	4.600	14:37:03.104
21 - D1	29.936	38.708	41.434	214.0	1:50.078	127.69	2.436	14:38:53.182
22 - D1	30.154	38.833	41.762	209.5	1:50.749	126.91	3.107	14:40:43.931
23 - D1	30.321	38.499	41.468	212.9	1:50.288	127.44	2.646	14:42:34.219
24 - D1	31.331	38.905	42.810	185.9	1:53.046	124.34	5.404	14:44:27.265
25 - D1	29.775	39.050	43.346	211.7	1:52.171	125.31	4.529	14:46:19.436
26 - D1	29.609	39.737	42.010	214.0	1:51.356	126.22	3.714	14:48:10.792
27 - D1	29.596	38.569	41.065	212.9	1:49.230	128.68	1.588	14:50:00.022

GT-CET CAMPEONATO DE ESPAÑA

CARRERA 2 - SECTOR ANALYSIS



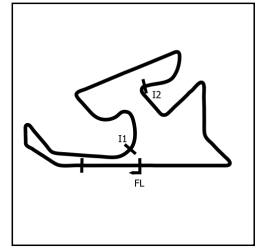
SECTOR 1 = FL to I1, SECTOR 2 = I1 to I2 SECTOR 3 = I2 to I3, SECTOR 4 = I3 to FL, DIFF = Difference To Personal Best Lap, P = Crossed Finish Line in Pit Lane, D = Time Disallowed

P15 125 GT4 MOTOR CLUB SABADELL				PORSCHE 718 GT4 RS Clubsport				
IDEAL LAP TIME : 1:45.738		BEST LAP TIME : 1:45.876		DIFFERENCE : 0.138				
D1: Jordi FUSET		D2: Lorenz MENDIETA						
LAP	SECTOR 1	SECTOR 2	SECTOR 3	SPEED TRAP	LAP TIME	KPH	DIFF	TIME OF DAY
1 - D2		40.660	41.328		2:01.680	115.51	15.804	14:00:48.522
2 - D2	35.579	56.387	IN PIT	211.7	3:49.119	61.34	2:03.243	14:04:37.641
3 - D2	OUTLAP	40.226	41.306	141.9	1:58.365	118.75	12.489	14:06:36.006
4 - D2	29.879	38.692	40.867	214.0	1:49.438	128.43	3.562	14:08:25.444
5 - D2	30.043	38.213	41.085	215.2	1:49.341	128.55	3.465	14:10:14.785
6 - D2	29.743	38.697	40.967	209.5	1:49.407	128.47	3.531	14:12:04.192
7 - D2	29.914	38.785	40.532	214.0	1:49.231	128.68	3.355	14:13:53.423
8 - D2	29.582	38.253	40.654	212.9	1:48.489	129.56	2.613	14:15:41.912
9 - D2	29.713	38.200	41.806	212.9	1:49.719	128.11	3.843	14:17:31.631
10 - D2	31.159	38.623	40.501	212.9	1:50.283	127.45	4.407	14:19:21.914
11 - D2	29.540	38.208	40.700	215.2	1:48.448	129.61	2.572	14:21:10.362
12 - D2	29.583	37.987	IN PIT	214.0	3:18.241	70.90	1:32.365	14:24:28.603
13 - D1	OUTLAP	37.744	40.678	165.0	1:51.179	126.42	5.303	14:26:19.782
14 - D1	28.243	37.650	40.633	214.0	1:46.526	131.95	0.650	14:28:06.308
15 - D1	29.556	37.721	40.747	201.0	1:48.024	130.12	2.148	14:29:54.332
16 - D1	28.521	37.592	40.169	214.0	1:46.282	(2) 132.25	0.406	14:31:40.614
17 - D1	28.279	37.610	40.582	215.2	1:46.471	132.01	0.595	14:33:27.085
18 - D1	28.381	37.577	39.918	216.3	1:45.876	(1) 132.76		14:35:12.961
19 - D1	28.813	37.586	40.271	215.2	1:46.670	131.77	0.794	14:36:59.631
20 - D1	28.465	37.737	40.105	215.2	1:46.307	(3) 132.22	0.431	14:38:45.938
21 - D1	28.589	37.606	40.322	215.2	1:46.517	131.96	0.641	14:40:32.455
22 - D1	28.303	38.169	40.479	216.3	1:46.951	131.42	1.075	14:42:19.406
23 - D1	29.215	37.654	40.286	216.3	1:47.155	131.17	1.279	14:44:06.561
24 - D1	28.483	37.652	40.642	215.2	1:46.777	131.64	0.901	14:45:53.338
25 - D1	28.607	37.716	40.371	214.0	1:46.694	131.74	0.818	14:47:40.032
26 - D1	28.413	37.591	40.917	215.2	1:46.921	131.46	1.045	14:49:26.953
27 - D1	28.488	37.692	40.203	215.2	1:46.383	132.12	0.507	14:51:13.336

P16 118 GPX ESCUDERIA FARAON				FERRARI 488 CH EVO				
IDEAL LAP TIME : 1:42.131		BEST LAP TIME : 1:42.345		DIFFERENCE : 0.214				
D1: Alvaro FONTES		D2: Pedro SILVERO						
LAP	SECTOR 1	SECTOR 2	SECTOR 3	SPEED TRAP	LAP TIME	KPH	DIFF	TIME OF DAY
1 - D2		39.073	40.499		1:57.857	119.26	15.512	14:00:44.699
2 - D2	29.232	38.497	39.538	210.6	1:47.267	131.03	4.922	14:02:31.966
3 - D2	29.450	39.073	39.626	225.0	1:48.149	129.97	5.804	14:04:20.115
4 - D2	29.530	39.281	39.656	226.2	1:48.467	129.58	6.122	14:06:08.582
5 - D2	29.734	37.959	39.911	210.6	1:47.604	130.62	5.259	14:07:56.186
6 - D2	30.115	38.415	40.150	222.4	1:48.680	129.33	6.335	14:09:44.866
7 - D2	30.044	38.737	40.450	217.5	1:49.231	128.68	6.886	14:11:34.097
8 - D2	30.375	39.662	40.768	216.3	1:50.805	126.85	8.460	14:13:24.902
9 - D2	30.554	39.886	41.971	209.5	1:52.411	125.04	10.066	14:15:17.313
10 - D2	31.250	39.274	41.850	200.0	1:52.374	125.08	10.029	14:17:09.687
11 - D2	31.958	40.305	40.764	175.2	1:53.027	124.36	10.682	14:19:02.714
12 - D2	30.575	40.485	IN PIT	200.0	3:17.326	71.23	1:34.981	14:22:20.040
13 - D1	OUTLAP	37.425	39.354	170.6	1:50.532	127.16	8.187	14:24:10.572
14 - D1	27.577	36.576	38.736	235.7	1:42.889	(3) 136.61	0.544	14:25:53.461
15 - D1	27.175	36.543	38.627	234.3	1:42.345	(1) 137.34		14:27:35.806
16 - D1	27.293	36.429	38.840	237.1	1:42.562	(2) 137.05	0.217	14:29:18.368
17 - D1	27.465	36.719	38.822	237.1	1:43.006	136.46	0.661	14:31:01.374
18 - D1	27.734	36.329	39.885	237.1	1:43.948	135.22	1.603	14:32:45.322
19 - D1	27.496	36.626	39.033	237.1	1:43.155	136.26	0.810	14:34:28.477
20 - D1	28.474	37.430	38.856	238.5	1:44.760	134.17	2.415	14:36:13.237
21 - D1	28.237	37.282	39.055	240.0	1:44.574	134.41	2.229	14:37:57.811
22 - D1	28.934	36.959	39.167	240.0	1:45.060	133.79	2.715	14:39:42.871
23 - D1	28.103	36.988	39.005	237.1	1:44.096	135.03	1.751	14:41:26.967
24 - D1	27.704	37.322	38.859	235.7	1:43.885	135.30	1.540	14:43:10.852
25 - D1	28.337	37.019	38.782	237.1	1:44.138	134.97	1.793	14:44:54.990
26 - D1	27.580	37.079	38.974	238.5	1:43.633	135.63	1.288	14:46:38.623

GT-CET CAMPEONATO DE ESPAÑA

CARRERA 2 - SECTOR ANALYSIS



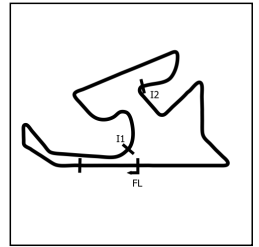
SECTOR 1 = FL to I1, SECTOR 2 = I1 to I2 SECTOR 3 = I2 to I3, SECTOR 4 = I3 to FL, DIFF = Difference To Personal Best Lap, P = Crossed Finish Line in Pit Lane, D = Time Disallowed

P17 13 Clase 1 BAPORO MOTORSPORT				CUPRA TCR DSG				
IDEAL LAP TIME : 1:50.538		BEST LAP TIME : 1:50.609		DIFFERENCE : 0.071				
D1: Joan VINYES								
LAP	SECTOR 1	SECTOR 2	SECTOR 3	SPEED TRAP	LAP TIME	KPH	DIFF	TIME OF DAY
1 - D1		41.275	42.781		2:05.089	112.36	14.480	14:00:51.931
2 - D1	31.206	40.736	42.281	207.3	1:54.223	123.05	3.614	14:02:46.154
3 - D1	31.190	41.122	42.009	208.4	1:54.321	122.95	3.712	14:04:40.475
4 - D1	30.205	39.636	41.725	207.3	1:51.566 (2)	125.98	0.957	14:06:32.041
5 - D1	29.836	39.370	42.501	205.1	1:51.707 (3)	125.83	1.098	14:08:23.748
6 - D1	29.712	39.441	41.456	206.2	1:50.609 (1)	127.08		14:10:14.357
7 - D1	31.153	39.389	42.309	194.1	1:52.851	124.55	2.242	14:12:07.208
8 - D1	30.179	40.077	41.914	206.2	1:52.170	125.31	1.561	14:13:59.378
9 - D1	30.226	40.522	44.105	204.1	1:54.853	122.38	4.244	14:15:54.231
10 - D1	30.129	39.717	42.023	205.1	1:51.869	125.64	1.260	14:17:46.100
11 - D1	30.046	40.257	41.956	204.1	1:52.259	125.21	1.650	14:19:38.359
12 - D1	30.640	39.550	IN PIT	204.1	3:17.203 P	71.27	1:26.594	14:22:55.562
13 - D1	OUTLAP	40.967	42.549	159.0	2:02.929	114.34	12.320	14:24:58.491
14 - D1	30.590	40.314	42.138	205.1	1:53.042	124.34	2.433	14:26:51.533
15 - D1	31.650	39.993	43.141	206.2	1:54.784	122.45	4.175	14:28:46.317
16 - D1	30.327	39.762	42.293	205.1	1:52.382	125.07	1.773	14:30:38.699
17 - D1	31.347	39.890	42.356	206.2	1:53.593	123.74	2.984	14:32:32.292
18 - D1	31.567	40.535	42.380	209.5	1:54.482	122.78	3.873	14:34:26.774
19 - D1	30.506	42.333	42.633	207.3	1:55.472	121.72	4.863	14:36:22.246
20 - D1	30.093	39.572	42.738	206.2	1:52.403	125.05	1.794	14:38:14.649
21 - D1	31.143	40.028	43.012	209.5	1:54.183	123.10	3.574	14:40:08.832
22 - D1	30.484	40.778	42.655	205.1	1:53.917	123.38	3.308	14:42:02.749
23 - D1	30.583	40.031	42.261	206.2	1:52.875	124.52	2.266	14:43:55.624
24 - D1	30.389	39.632	42.399	204.1	1:52.420	125.03	1.811	14:45:48.044
25 - D1	31.412	39.644	42.905	205.1	1:53.961	123.34	3.352	14:47:42.005
26 - D1	30.500	39.915	43.949	206.2	1:54.364	122.90	3.755	14:49:36.369

P18 15 D1 LURAUTO K.K.				BMW 240 I				
IDEAL LAP TIME : 1:53.939		BEST LAP TIME : 1:54.308		DIFFERENCE : 0.369				
D1: Asier GOROSTOZIA D2: Luis CHILLIDA								
LAP	SECTOR 1	SECTOR 2	SECTOR 3	SPEED TRAP	LAP TIME	KPH	DIFF	TIME OF DAY
1 - D2		43.512	45.301		2:14.466	104.53	20.158	14:01:01.308
2 - D2	32.634	42.668	44.616	193.1	1:59.918	117.21	5.610	14:03:01.226
3 - D2	32.542	41.572	44.435	187.6	1:58.549	118.56	4.241	14:04:59.775
4 - D2	32.365	41.488	44.075	190.3	1:57.928	119.19	3.620	14:06:57.703
5 - D2	32.076	40.848	44.210	190.3	1:57.134	120.00	2.826	14:08:54.837
6 - D2	32.679	44.157	45.895	186.7	2:02.731	114.52	8.423	14:10:57.568
7 - D2	32.640	41.884	43.883	191.3	1:58.407	118.71	4.099	14:12:55.975
8 - D2	32.654	41.633	44.847	186.7	1:59.134	117.98	4.826	14:14:55.109
9 - D2	33.807	42.789	44.599	180.8	2:01.195	115.98	6.887	14:16:56.304
10 - D2	33.287	41.919	44.647	180.0	1:59.853	117.27	5.545	14:18:56.157
11 - D2	34.141	42.019	IN PIT	180.8	3:25.889 P	68.27	1:31.581	14:22:22.046
12 - D1	OUTLAP	40.620	44.240	148.8	2:00.437	116.70	6.129	14:24:22.483
13 - D1	32.916	41.263	43.695	194.1	1:57.874	119.24	3.566	14:26:20.357
14 - D1	31.377	40.386	43.115	195.0	1:54.878 (2)	122.35	0.570	14:28:15.235
15 - D1	30.739	40.233	43.336	195.0	1:54.308 (1)	122.96		14:30:09.543
16 - D1	31.728	40.511	43.484	196.0	1:55.723	121.46	1.415	14:32:05.266
17 - D1	32.207	40.326	43.416	195.0	1:55.949	121.22	1.641	14:34:01.215
18 - D1	30.930	40.085	44.482	195.0	1:55.497	121.70	1.189	14:35:56.712
19 - D1	31.052	40.836	43.336	197.0	1:55.224 (3)	121.99	0.916	14:37:51.936
20 - D1	32.941	41.165	43.419	197.0	1:57.525	119.60	3.217	14:39:49.461
21 - D1	31.477	40.745	43.185	197.0	1:55.407	121.79	1.099	14:41:44.868
22 - D1	32.468	40.466	43.270	179.1	1:56.204	120.96	1.896	14:43:41.072
23 - D1	32.360	40.398	43.484	194.1	1:56.242	120.92	1.934	14:45:37.314
24 - D1	31.756	41.076	43.432	195.0	1:56.264	120.89	1.956	14:47:33.578
25 - D1	30.947	40.173	45.599	196.0	1:56.719	120.42	2.411	14:49:30.297
26 - D1	32.229	43.178	45.684	194.1	2:01.091	116.07	6.783	14:51:31.388

GT-CET CAMPEONATO DE ESPAÑA

CARRERA 2 - SECTOR ANALYSIS



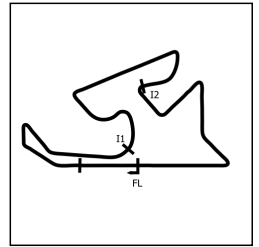
SECTOR 1 = FL to I1, SECTOR 2 = I1 to I2 SECTOR 3 = I2 to I3, SECTOR 4 = I3 to FL, DIFF = Difference To Personal Best Lap, P = Crossed Finish Line in Pit Lane, D = Time Disallowed

P19 66 D3		MOTOR CLUB SABADELL			RENAULT CLIO CUP IV				
IDEAL LAP TIME : 1:57.052		BEST LAP TIME : 1:57.420			DIFFERENCE : 0.368				
D1: Damien FREDA		D2: Laurent PUITGMAL							
LAP	SECTOR 1	SECTOR 2	SECTOR 3	SPEED TRAP	LAP TIME	KPH	DIFF	TIME OF DAY	
1 - D2		42.411	44.903		2:10.864	107.41	13.444	14:00:57.706	
2 - D2	32.883	42.727	44.583	180.8	2:00.193	116.94	2.773	14:02:57.899	
3 - D2	33.083	43.064	44.725	178.3	2:00.872	116.28	3.452	14:04:58.771	
4 - D2	32.471	41.745	44.440	183.3	1:58.656	118.46	1.236	14:06:57.427	
5 - D2	32.962	41.939	44.476	176.7	1:59.377	117.74	1.957	14:08:56.804	
6 - D2	33.412	42.819	45.668	180.8	2:01.899	115.31	4.479	14:10:58.703	
7 - D2	32.592	41.813	44.518	180.8	1:58.923	118.19	1.503	14:12:57.626	
8 - D2	32.905	41.710	44.465	180.8	1:59.080	118.03	1.660	14:14:56.706	
9 - D2	34.006	41.959	44.372	173.6	2:00.337	116.80	2.917	14:16:57.043	
10 - D2	32.752	42.456	44.824	182.4	2:00.032	117.10	2.612	14:18:57.075	
11 - D2	34.125	43.078	IN PIT	173.6	3:39.181	P 64.13	1:41.761	14:22:36.256	
12 - D1	OUTLAP	41.875	44.611	141.9	2:03.538	113.78	6.118	14:24:39.794	
13 - D1	32.547	41.322	43.854	180.8	1:57.723 (3)	119.40	0.303	14:26:37.517	
14 - D1	32.254	41.212	43.954	180.8	1:57.420 (1)	119.70		14:28:34.937	
15 - D1	32.375	41.420	44.215	180.8	1:58.010	119.11	0.590	14:30:32.947	
16 - D1	32.142	41.241	44.434	182.4	1:57.817	119.30	0.397	14:32:30.764	
17 - D1	32.753	42.637	44.751	184.1	2:00.141	116.99	2.721	14:34:30.905	
18 - D1	32.326	41.640	44.248	182.4	1:58.214	118.90	0.794	14:36:29.119	
19 - D1	32.347	41.361	44.305	183.3	1:58.013	119.10	0.593	14:38:27.132	
20 - D1	32.434	41.931	44.070	181.6	1:58.435	118.68	1.015	14:40:25.567	
21 - D1	32.281	42.028	44.952	182.4	1:59.261	117.86	1.841	14:42:24.828	
22 - D1	32.362	41.287	43.950	180.8	1:57.599 (2)	119.52	0.179	14:44:22.427	
23 - D1	32.816	42.103	45.021	182.4	1:59.940	117.19	2.520	14:46:22.367	
24 - D1	32.478	41.056	44.370	181.6	1:57.904	119.21	0.484	14:48:20.271	
25 - D1	32.970	41.802	44.446	185.0	1:59.218	117.90	1.798	14:50:19.489	

P20 18 D3		C.D.PLEMAR SPORT			RENAULT CLIO CUP IV				
IDEAL LAP TIME : 1:56.305		BEST LAP TIME : 1:56.514			DIFFERENCE : 0.209				
D1: Jose LOPEZ		D2: Alvaro RODRIGUEZ							
LAP	SECTOR 1	SECTOR 2	SECTOR 3	SPEED TRAP	LAP TIME	KPH	DIFF	TIME OF DAY	
1 - D2		41.882	44.217		2:07.461	110.27	10.947	14:00:54.303	
2 - D2	32.318	41.240	43.664	182.4	1:57.222	119.91	0.708	14:02:51.525	
3 - D2	31.872	40.819	43.823	182.4	1:56.514 (1)	120.63		14:04:48.039	
4 - D2	31.854	40.863	43.837	182.4	1:56.554 (2)	120.59	0.040	14:06:44.593	
5 - D2	31.822	41.054	43.715	181.6	1:56.591 (3)	120.55	0.077	14:08:41.184	
6 - D2	31.938	40.992	43.998	180.0	1:56.928	120.21	0.414	14:10:38.112	
7 - D2	31.904	42.191	44.074	180.0	1:58.169	118.94	1.655	14:12:36.281	
8 - D2	32.051	41.323	43.873	180.8	1:57.247	119.88	0.733	14:14:33.528	
9 - D2	32.055	40.904	43.998	180.0	1:56.957	120.18	0.443	14:16:30.485	
10 - D2	32.595	41.107	44.034	180.0	1:57.736	119.38	1.222	14:18:28.221	
11 - D2	31.827	41.098	43.906	180.0	1:56.831	120.31	0.317	14:20:25.052	
12 - D2	32.799	41.324	44.587	180.0	1:58.710	118.40	2.196	14:22:23.762	
13 - D2	32.428	41.193	44.122	183.3	1:57.743	119.38	1.229	14:24:21.505	
14 - D2	32.896	42.702	IN PIT	181.6	3:32.572	P 66.12	1:36.058	14:27:54.077	
15 - D1	OUTLAP	44.789	46.187	115.7	2:13.569	105.23	17.055	14:30:07.646	
16 - D1	33.781	42.384	45.433	176.7	2:01.598	115.59	5.084	14:32:09.244	
17 - D1	32.944	41.953	45.062	180.8	1:59.959	117.17	3.445	14:34:09.203	
18 - D1	33.467	42.548	45.000	178.3	2:01.015	116.15	4.501	14:36:10.218	
19 - D1	34.681	42.747	45.328	178.3	2:02.756	114.50	6.242	14:38:12.974	
20 - D1	34.641	41.819	45.595	174.4	2:02.055	115.16	5.541	14:40:15.029	
21 - D1	33.267	43.128	45.400	178.3	2:01.795	115.40	5.281	14:42:16.824	
22 - D1	34.047	41.913	45.254	170.6	2:01.214	115.96	4.700	14:44:18.038	
23 - D1	33.205	41.879	45.917	179.1	2:01.001	116.16	4.487	14:46:19.039	
24 - D1	33.278	42.024	45.614	181.6	2:00.916	116.24	4.402	14:48:19.955	
25 - D1	33.041	42.841	45.152	181.6	2:01.034	116.13	4.520	14:50:20.989	

GT-CET CAMPEONATO DE ESPAÑA

CARRERA 2 - SECTOR ANALYSIS



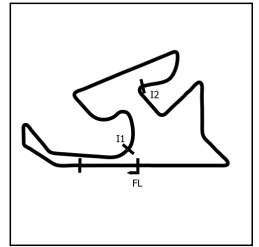
SECTOR 1 = FL to I1, SECTOR 2 = I1 to I2 SECTOR 3 = I2 to I3, SECTOR 4 = I3 to FL, DIFF = Difference To Personal Best Lap, P = Crossed Finish Line in Pit Lane, D = Time Disallowed

P21 40 D3		MOTOR CLUB SABADELL			RENAULT CLIO CUP IV			
IDEAL LAP TIME : 1:57.120		BEST LAP TIME : 1:57.746			DIFFERENCE : 0.626			
D1: Jose PALOMAR								
LAP	SECTOR 1	SECTOR 2	SECTOR 3	SPEED TRAP	LAP TIME	KPH	DIFF	TIME OF DAY
1 - D1		42.506	45.873		2:12.805	105.84	15.059	14:00:59.647
2 - D1	32.337	42.762	44.362	180.8	1:59.461	117.66	1.715	14:02:59.108
3 - D1	32.306	41.997	43.882	181.6	1:58.185	118.93	0.439	14:04:57.293
4 - D1	32.178	41.526	44.235	182.4	1:57.939 (2)	119.18	0.193	14:06:55.232
5 - D1	32.712	41.471	44.238	180.8	1:58.421	118.69	0.675	14:08:53.653
6 - D1	32.434	42.465	44.048	180.0	1:58.947	118.17	1.201	14:10:52.600
7 - D1	32.901	42.490	44.079	178.3	1:59.470	117.65	1.724	14:12:52.070
8 - D1	32.508	41.075	44.568	176.7	1:58.151	118.96	0.405	14:14:50.221
9 - D1	32.423	41.088	45.764	176.7	1:59.275	117.84	1.529	14:16:49.496
10 - D1	33.558	41.261	44.158	169.2	1:58.977	118.14	1.231	14:18:48.473
11 - D1	32.600	41.504	IN PIT	176.7	3:46.978 P	61.92	1:49.232	14:22:35.451
12 - D1	OUTLAP	41.921	43.997	141.4	2:02.236	114.99	4.490	14:24:37.687
13 - D1	32.718	41.087	44.167	177.5	1:57.972 (3)	119.14	0.226	14:26:35.659
14 - D1	32.499	41.070	44.177	176.7	1:57.746 (1)	119.37		14:28:33.405
15 - D1	32.400	41.831	44.182	176.7	1:58.413	118.70	0.667	14:30:31.818
16 - D1	32.386	41.276	44.447	176.7	1:58.109	119.01	0.363	14:32:29.927
17 - D1	32.664	42.274	44.466	179.1	1:59.404	117.71	1.658	14:34:29.331
18 - D1	32.797	41.245	45.569	179.1	1:59.611	117.51	1.865	14:36:28.942
19 - D1	32.944	41.422	44.617	180.0	1:58.983	118.13	1.237	14:38:27.925
20 - D1	32.217	41.863	44.243	181.6	1:58.323	118.79	0.577	14:40:26.248
21 - D1	32.356	42.019	44.599	183.3	1:58.974	118.14	1.228	14:42:25.222
22 - D1	32.763	42.388	45.525	182.4	2:00.676	116.47	2.930	14:44:25.898
23 - D1	32.424	41.836	44.554	180.8	1:58.814	118.30	1.068	14:46:24.712
24 - D1	32.330	41.060	45.028	180.8	1:58.418	118.69	0.672	14:48:23.130
25 - D1	33.008	41.753	44.464	180.8	1:59.225	117.89	1.479	14:50:22.355

P22 9 D3		BALBOR MOTORSPORT C.A.			RENAULT CLIO CUP IV			
IDEAL LAP TIME : 1:58.243		BEST LAP TIME : 1:58.606			DIFFERENCE : 0.363			
D1: German LOPEZ D2: Jose ALBORS								
LAP	SECTOR 1	SECTOR 2	SECTOR 3	SPEED TRAP	LAP TIME	KPH	DIFF	TIME OF DAY
1 - D2		42.268	44.180		2:08.659	109.25	10.053	14:00:55.501
2 - D2	33.333	43.324	44.175	182.4	2:00.832	116.32	2.226	14:02:56.333
3 - D2	32.633	41.906	44.455	181.6	1:58.994 (3)	118.12	0.388	14:04:55.327
4 - D2	32.776	41.768	44.355	180.8	1:58.899 (2)	118.21	0.293	14:06:54.226
5 - D2	32.661	41.616	44.329	180.8	1:58.606 (1)	118.51		14:08:52.832
6 - D2	32.952	43.960	44.802	180.8	2:01.714	115.48	3.108	14:10:54.546
7 - D2	32.452	42.229	44.508	182.4	1:59.189	117.93	0.583	14:12:53.735
8 - D2	32.719	42.254	45.572	180.8	2:00.545	116.60	1.939	14:14:54.280
9 - D2	33.080	43.465	45.117	180.8	2:01.662	115.53	3.056	14:16:55.942
10 - D2	32.926	42.004	45.316	180.8	2:00.246	116.89	1.640	14:18:56.188
11 - D2	36.175	45.281	IN PIT	175.2	3:20.445 P	70.12	1:21.839	14:22:16.633
12 - D1	OUTLAP	43.131	45.618	136.0	2:08.288	109.56	9.682	14:24:24.921
13 - D1	33.335	42.413	44.969	179.1	2:00.717	116.43	2.111	14:26:25.638
14 - D1	33.146	41.884	44.473	176.7	1:59.503	117.62	0.897	14:28:25.141
15 - D1	32.945	41.765	44.434	176.7	1:59.144	117.97	0.538	14:30:24.285
16 - D1	32.889	41.879	44.482	176.7	1:59.250	117.87	0.644	14:32:23.535
17 - D1	32.929	42.298	44.318	176.7	1:59.545	117.58	0.939	14:34:23.080
18 - D1	32.696	42.612	45.451	177.5	2:00.759	116.39	2.153	14:36:23.839
19 - D1	32.868	42.363	44.616	179.1	1:59.847	117.28	1.241	14:38:23.686
20 - D1	32.973	42.154	44.999	177.5	2:00.126	117.01	1.520	14:40:23.812
21 - D1	32.737	42.755	45.651	178.3	2:01.143	116.02	2.537	14:42:24.955
22 - D1	32.768	42.592	46.638	178.3	2:01.998	115.21	3.392	14:44:26.953
23 - D1	32.897	42.612	45.587	180.8	2:01.096	116.07	2.490	14:46:28.049
24 - D1	33.019	42.745	45.940	177.5	2:01.704	115.49	3.098	14:48:29.753
25 - D1	34.709	43.358	45.623	159.6	2:03.690	113.64	5.084	14:50:33.443

GT-CET CAMPEONATO DE ESPAÑA

CARRERA 2 - SECTOR ANALYSIS



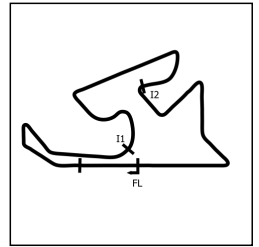
SECTOR 1 = FL to I1, SECTOR 2 = I1 to I2 SECTOR 3 = I2 to I3, SECTOR 4 = I3 to FL, DIFF = Difference To Personal Best Lap, P = Crossed Finish Line in Pit Lane, D = Time Disallowed

P23 45 D3 MOTOR CLUB SABADELL				RENAULT CLIO CUP IV				
IDEAL LAP TIME : 1:59.161		BEST LAP TIME : 1:59.463		DIFFERENCE : 0.302				
D1: Oscar VERGARA		D2: David GARCIA						
LAP	SECTOR 1	SECTOR 2	SECTOR 3	SPEED TRAP	LAP TIME	KPH	DIFF	TIME OF DAY
1 - D2		44.282	45.662		2:15.244	103.93	15.781	14:01:02.086
2 - D2	32.641	44.288	45.407	181.6	2:02.336	114.89	2.873	14:03:04.422
3 - D2	32.695	42.795	45.058	180.8	2:00.548	116.60	1.085	14:05:04.970
4 - D2	32.638	42.271	44.554	181.6	1:59.463 (1)	117.66		14:07:04.433
5 - D2	32.989	42.363	46.579	180.0	2:01.931	115.27	2.468	14:09:06.364
6 - D2	33.144	42.970	44.813	180.0	2:00.927	116.23	1.464	14:11:07.291
7 - D2	33.172	43.940	45.186	178.3	2:02.298	114.93	2.835	14:13:09.589
8 - D2	33.073	42.759	44.906	179.1	2:00.738	116.41	1.275	14:15:10.327
9 - D2	32.782	42.812	46.579	178.3	2:02.173	115.05	2.710	14:17:12.500
10 - D2	33.320	42.700	45.984	178.3	2:02.004	115.21	2.541	14:19:14.504
11 - D2	33.394	43.508	IN PIT	180.0	3:27.035	P 67.89	1:27.572	14:22:41.539
12 - D1	OUTLAP	42.536	45.159	141.9	2:04.946	112.49	5.483	14:24:46.485
13 - D1	32.962	42.341	45.129	180.0	2:00.432	116.71	0.969	14:26:46.917
14 - D1	32.915	41.969	45.215	177.5	2:00.099	117.03	0.636	14:28:47.016
15 - D1	32.859	42.477	45.311	180.0	2:00.647	116.50	1.184	14:30:47.663
16 - D1	33.640	42.319	46.307	180.0	2:02.266	114.96	2.803	14:32:49.929
17 - D1	34.084	42.401	45.029	177.5	2:01.514	115.67	2.051	14:34:51.443
18 - D1	32.775	42.380	45.068	180.0	2:00.223	116.91	0.760	14:36:51.666
19 - D1	32.659	42.544	45.131	180.0	2:00.334	116.80	0.871	14:38:52.000
20 - D1	33.237	43.553	44.997	179.1	2:01.787	115.41	2.324	14:40:53.787
21 - D1	32.923	42.571	45.026	178.3	2:00.520	116.62	1.057	14:42:54.307
22 - D1	33.095	42.095	45.430	175.2	2:00.620	116.53	1.157	14:44:54.927
23 - D1	32.638	42.009	45.002	180.8	1:59.649	(2) 117.47	0.186	14:46:54.576
24 - D1	32.761	42.293	45.025	180.0	2:00.079	117.05	0.616	14:48:54.655
25 - D1	32.774	42.142	45.150	180.0	2:00.066	(3) 117.07	0.603	14:50:54.721

P24 36 D1 UCAV RACING				SEAT LEON SUPERCOPA MK2				
IDEAL LAP TIME : 1:57.348		BEST LAP TIME : 1:57.683		DIFFERENCE : 0.335				
D1: Carlos ALVAREZ		D2: Jose SANTOS						
LAP	SECTOR 1	SECTOR 2	SECTOR 3	SPEED TRAP	LAP TIME	KPH	DIFF	TIME OF DAY
1 - D2		41.958	45.492		2:11.795	106.65	14.112	14:00:58.637
2 - D2	32.904	42.667	43.752	180.0	1:59.323	117.79	1.640	14:02:57.960
3 - D2	32.761	40.835	44.087	183.3	1:57.683 (1)	119.44		14:04:55.643
4 - D2	33.318	41.604	43.799	168.5	1:58.721	(2) 118.39	1.038	14:06:54.364
5 - D2	33.287	41.497	45.420	169.9	2:00.204	116.93	2.521	14:08:54.568
6 - D2	34.590	43.220	46.940	163.6	2:04.750	112.67	7.067	14:10:59.318
7 - D2	33.405	41.328	44.135	176.0	1:58.868	(3) 118.25	1.185	14:12:58.186
8 - D2	33.693	41.337	45.370	176.0	2:00.400	116.74	2.717	14:14:58.586
9 - D2	35.509	42.849	47.348	159.0	2:05.706	111.81	8.023	14:17:04.292
10 - D2	36.436	46.648	46.254	165.6	2:09.338	108.67	11.655	14:19:13.630
11 - D2	36.278	42.298	IN PIT	155.9	3:46.614	P 62.02	1:48.931	14:23:00.244
12 - D1	OUTLAP	42.676	46.888	130.2	2:08.386	109.48	10.703	14:25:08.630
13 - D1	41.912	42.283	46.287	62.0	2:10.482	107.72	12.799	14:27:19.112
14 - D1	34.347	44.057	45.338	167.7	2:03.742	113.59	6.059	14:29:22.854
15 - D1	34.079	44.128	45.840	169.2	2:04.047	113.31	6.364	14:31:26.901
16 - D1	34.838	42.253	49.725	167.0	2:06.816	110.83	9.133	14:33:33.717
17 - D1	51.405	42.309	45.807	59.5	2:19.521	100.74	21.838	14:35:53.238
18 - D1	34.825	43.783	47.592	165.6	2:06.200	111.38	8.517	14:37:59.438
19 - D1	33.923	51.992	47.934	167.0	2:13.849	105.01	16.166	14:40:13.287
20 - D1	35.372	44.653	45.909	164.3	2:05.934	111.61	8.251	14:42:19.221
21 - D1	34.114	42.350	45.290	164.3	2:01.754	115.44	4.071	14:44:20.975
22 - D1	35.662	46.685	47.948	166.3	2:10.295	107.87	12.612	14:46:31.270
23 - D1	35.833	43.802	46.334	164.3	2:05.969	111.58	8.286	14:48:37.239
24 - D1	34.380	42.994	47.038	164.3	2:04.412	112.98	6.729	14:50:41.651

GT-CET CAMPEONATO DE ESPAÑA

CARRERA 2 - SECTOR ANALYSIS



SECTOR 1 = FL to I1, SECTOR 2 = I1 to I2 SECTOR 3 = I2 to I3, SECTOR 4 = I3 to FL, DIFF = Difference To Personal Best Lap, P = Crossed Finish Line in Pit Lane, D = Time Disallowed

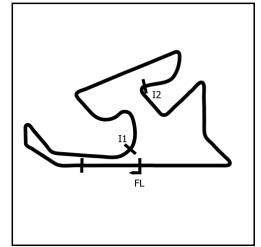
P25 114 GT Cup SKUALO COMPETICION				PORSCHE 991-1 GT3 CUP				
IDEAL LAP TIME : 1:45.842		BEST LAP TIME : 1:46.479		DIFFERENCE : 0.637				
D1: Van Hendrik VAN ZOEST								
LAP	SECTOR 1	SECTOR 2	SECTOR 3	SPEED TRAP	LAP TIME	KPH	DIFF	TIME OF DAY
1 - D1		37.564	40.158		1:51.955	125.55	5.476	14:00:38.797
2 - D1	28.755	37.944	40.875	223.7	1:47.574	130.66	1.095	14:02:26.371
3 - D1	29.563	38.049	40.690	221.2	1:48.302	129.78	1.823	14:04:14.673
4 - D1	29.175	37.784	40.966	226.2	1:47.925	130.24	1.446	14:06:02.598
5 - D1	28.921	37.464	40.236	226.2	1:46.621 (2)	131.83	0.142	14:07:49.219
6 - D1	28.758	38.021	40.458	225.0	1:47.237	131.07	0.758	14:09:36.456
7 - D1	29.090	37.572	40.008	223.7	1:46.670 (3)	131.77	0.191	14:11:23.126
8 - D1	29.234	37.817	40.059	225.0	1:47.110	131.23	0.631	14:13:10.236
9 - D1	30.121	38.018	40.337	227.5	1:48.476	129.57	1.997	14:14:58.712
10 - D1	30.392	38.383	42.101	196.0	1:50.876	126.77	4.397	14:16:49.588
11 - D1	31.184	37.693	40.027	191.3	1:48.904	129.06	2.425	14:18:38.492
12 - D1	29.310	38.032	40.926	225.0	1:48.268	129.82	1.789	14:20:26.760
13 - D1	29.930	37.652	40.419	218.7	1:48.001	130.14	1.522	14:22:14.761
14 - D1	28.827	37.598	IN PIT	226.2	3:00.150 P	78.02	1:13.671	14:25:14.911
15 - D1	OUTLAP	37.826	40.356	163.6	1:51.853	125.66	5.374	14:27:06.764
16 - D1	29.060	37.634	40.687	225.0	1:47.381	130.90	0.902	14:28:54.145
17 - D1	28.808	37.615	40.056	225.0	1:46.479 (1)	132.00		14:30:40.624
18 - D1	28.947	37.520	40.830	227.5	1:47.297	131.00	0.818	14:32:27.921
19 - D1	28.805	37.920	40.973	226.2	1:47.698	130.51	1.219	14:34:15.619

P26 6 D1 RX PRO RACING				PEUGEOT 308 RACING CUP				
IDEAL LAP TIME : 1:49.255		BEST LAP TIME : 1:49.681		DIFFERENCE : 0.426				
D1: Manuel CANIZARES		D2: Marcos MENKES						
LAP	SECTOR 1	SECTOR 2	SECTOR 3	SPEED TRAP	LAP TIME	KPH	DIFF	TIME OF DAY
1 - D2		41.296	41.831		2:02.444	114.79	12.763	14:00:49.286
2 - D2	30.917	38.944	44.266	196.0	1:54.127	123.16	4.446	14:02:43.413
3 - D2	34.761	44.954	IN PIT	160.3	15:47.495 P	14.83	13:57.814	14:18:30.908
4 - D2	OUTLAP	38.965	41.609	140.4	1:59.614	117.51	9.933	14:20:30.522
5 - D2	30.289	39.178	42.397	200.0	1:51.864	125.65	2.183	14:22:22.386
6 - D2	33.301	39.450	41.898	188.5	1:54.649	122.60	4.968	14:24:17.035
7 - D2	30.695	39.511	IN PIT	198.0	3:04.215 P	76.30	1:14.534	14:27:21.250
8 - D1	OUTLAP	40.072	42.674	137.5	1:57.081	120.05	7.400	14:29:18.331
9 - D1	30.288	38.424	41.717	198.9	1:50.429 (3)	127.28	0.748	14:31:08.760
10 - D1	29.702	39.785	41.978	197.0	1:51.465	126.10	1.784	14:33:00.225
11 - D1	29.827	38.535	42.698	198.9	1:51.060	126.56	1.379	14:34:51.285
12 - D1	29.754	38.863	41.428	198.0	1:50.045 (2)	127.73	0.364	14:36:41.330
13 - D1	29.528	38.850	41.303	201.0	1:49.681 (1)	128.15		14:38:31.011
14 - D1	29.626	39.870	41.914	202.0	1:51.410	126.16	1.729	14:40:22.421
15 - D1	29.987	39.459	42.570	198.0	1:52.016	125.48	2.335	14:42:14.437
16 - D1	30.928	39.334	41.782	198.9	1:52.044	125.45	2.363	14:44:06.481
17 - D1	30.028	39.020	41.723	201.0	1:50.771	126.89	1.090	14:45:57.252
18 - D1	30.462	39.042	41.679	198.9	1:51.183	126.42	1.502	14:47:48.435
19 - D1	30.585	39.702	42.068	200.0	1:52.355	125.10	2.674	14:49:40.790

P27 101 GPX PHILIPPE GRUAU				VORTEX 1.0				
IDEAL LAP TIME : 1:47.140		BEST LAP TIME : 1:47.661		DIFFERENCE : 0.521				
D1: Phillipe GRUAU		D2: Joanna GRUAU						
LAP	SECTOR 1	SECTOR 2	SECTOR 3	SPEED TRAP	LAP TIME	KPH	DIFF	TIME OF DAY
1 - D2		39.873	41.411		1:59.981	117.15	12.320	14:00:46.823
2 - D2	30.559	39.005	40.437	197.0	1:50.001	127.78	2.340	14:02:36.824
3 - D2	29.509	39.678	40.528	207.3	1:49.715 (3)	128.11	2.054	14:04:26.539
4 - D2	30.256	38.939	40.679	189.4	1:49.874	127.93	2.213	14:06:16.413
5 - D2	30.572	39.416	40.809	193.1	1:50.797	126.86	3.136	14:08:07.210
6 - D2	29.334	38.776	40.394	198.9	1:48.504 (2)	129.54	0.843	14:09:55.714
7 - D2	29.037	38.786	39.838	208.4	1:47.661 (1)	130.55		14:11:43.375
8 - D2	29.012	38.290	1:23.933	210.6	2:31.235	92.94	43.574	14:14:14.610

GT-CET CAMPEONATO DE ESPAÑA

CARRERA 2 - SECTOR ANALYSIS



SECTOR 1 = FL to I1, SECTOR 2 = I1 to I2 SECTOR 3 = I2 to I3, SECTOR 4 = I3 to FL, DIFF = Difference To Personal Best Lap, P = Crossed Finish Line in Pit Lane, D = Time Disallowed

P28	133	GT4	ESCUDERIA LA CORUÑA	LIGIER JS2R				
IDEAL LAP TIME : 1:56.718		BEST LAP TIME : 2:01.402		DIFFERENCE : 4.684				
D1: Ángel SANTOS		D2: Mikkel KRISTENSEN						
LAP	SECTOR 1	SECTOR 2	SECTOR 3	SPEED TRAP	LAP TIME	KPH	DIFF	TIME OF DAY
1 - D2		40.434	41.887		2:01.402 (1)	115.78		14:00:48.244

GT-CET CAMPEONATO DE ESPAÑA

CARRERA 2 - BEST SECTORS

SECTOR 1			SECTOR 2			SECTOR 3			IDEAL / BEST COMPARISON						
POS	NO	NAME	TIME	NO	NAME	TIME	NO	NAME	TIME	POS	NO	NAME	IDEAL	BEST	DIFF
												PERFECT LAP	1:39.159		
1	122	GT CORSE	26.345	122	GT CORSE	35.237	122	GT CORSE	37.577	1	122	GT CORSE	1:39.159	1:39.462	0.303
2	135	RACAR MOTORSPC	26.470	135	RACAR MOTORSPC	35.280	135	RACAR MOTORSPC	37.605	2	135	RACAR MOTORSPC	1:39.355	1:39.798	0.443
3	140	VELOSO MOTORSF	26.821	113	BAPORO MOTORSI	35.752	113	BAPORO MOTORSI	37.920	3	113	BAPORO MOTORSPC	1:40.501	1:40.872	0.371
4	113	BAPORO MOTORSI	26.829	199	VELOSO MOTORSF	35.819	140	VELOSO MOTORSF	37.991	4	140	VELOSO MOTORSPC	1:40.746	1:41.084	0.338
5	100	ESCUADERIA FARAC	26.928	100	ESCUADERIA FARAC	35.836	199	VELOSO MOTORSF	37.993	5	199	VELOSO MOTORSPC	1:40.895	1:41.177	0.282
6	199	VELOSO MOTORSF	27.083	140	VELOSO MOTORSF	35.934	100	ESCUADERIA FARAC	38.160	6	100	ESCUADERIA FARAON	1:40.924	1:41.188	0.264
7	118	ESCUADERIA FARAC	27.175	118	ESCUADERIA FARAC	36.329	118	ESCUADERIA FARAC	38.627	7	118	ESCUADERIA FARAON	1:42.131	1:42.345	0.214
8	112	ESCUADERIA FARAC	27.774	121	PHILIPPE BONNEL	36.606	112	ESCUADERIA FARAC	38.818	8	112	ESCUADERIA FARAON	1:43.402	1:44.354	0.952
9	701	ESCUADERIA BAIX E	27.842	112	ESCUADERIA FARAC	36.810	121	PHILIPPE BONNEL	38.938	9	121	PHILIPPE BONNEL	1:43.493	1:44.094	0.601
10	121	PHILIPPE BONNEL	27.949	701	ESCUADERIA BAIX E	36.815	701	ESCUADERIA BAIX E	39.128	10	701	ESCUADERIA BAIX EM	1:43.785	1:43.987	0.202
11	125	MOTOR CLUB SAB	28.243	120	ESCUADERIA LA CO	37.007	120	ESCUADERIA LA CO	39.180	11	120	ESCUADERIA LA CORI	1:44.461	1:44.872	0.411
12	120	ESCUADERIA LA CO	28.274	124	GT CORSE	37.033	191	VELOSO MOTORSF	39.493	12	181	ESCUADERIA BAIX EM	1:45.392	1:45.402	0.010
13	114	SKUALO COMPETI	28.370	181	ESCUADERIA BAIX E	37.111	181	ESCUADERIA BAIX E	39.787	13	125	MOTOR CLUB SABAI	1:45.738	1:45.876	0.138
14	181	ESCUADERIA BAIX E	28.494	114	SKUALO COMPETI	37.464	101	PHILIPPE GRUAU	39.838	14	114	SKUALO COMPETICI	1:45.842	1:46.479	0.637
15	124	GT CORSE	28.682	125	MOTOR CLUB SAB	37.577	125	MOTOR CLUB SAB	39.918	15	124	GT CORSE	1:45.877	1:46.347	0.470
16	101	PHILIPPE GRUAU	29.012	126	PCR SPORT CLUB	37.769	114	SKUALO COMPETI	40.008	16	191	VELOSO MOTORSPC	1:46.786	1:47.264	0.478
17	126	PCR SPORT CLUB	29.194	191	VELOSO MOTORSF	38.044	124	GT CORSE	40.162	17	101	PHILIPPE GRUAU	1:47.140	1:47.661	0.521
18	191	VELOSO MOTORSF	29.249	101	PHILIPPE GRUAU	38.290	126	PCR SPORT CLUB	40.205	18	126	PCR SPORT CLUB ES	1:47.168	1:47.642	0.474
19	6	RX PRO RACING	29.528	6	RX PRO RACING	38.424	6	RX PRO RACING	41.303	19	6	RX PRO RACING	1:49.255	1:49.681	0.426
20	13	BAPORO MOTORSI	29.712	13	BAPORO MOTORSI	39.370	13	BAPORO MOTORSI	41.456	20	13	BAPORO MOTORSPC	1:50.538	1:50.609	0.071
21	15	LURAUTO K.K.	30.739	15	LURAUTO K.K.	40.085	133	ESCUADERIA LA CO	41.887	21	15	LURAUTO K.K.	1:53.939	1:54.308	0.369
22	18	C.D.PLEMAR SPOR	31.822	133	ESCUADERIA LA CO	40.434	15	LURAUTO K.K.	43.115	22	18	C.D.PLEMAR SPORT	1:56.305	1:56.514	0.209
23	66	MOTOR CLUB SAB	32.142	18	C.D.PLEMAR SPOR	40.819	18	C.D.PLEMAR SPOR	43.664	23	133	ESCUADERIA LA CORI	1:56.718	2:01.402	4.684
24	40	MOTOR CLUB SAB	32.178	36	UCAV RACING	40.835	36	UCAV RACING	43.752	24	66	MOTOR CLUB SABAI	1:57.052	1:57.420	0.368
25	9	BALBOR MOTORSF	32.452	66	MOTOR CLUB SAB	41.056	66	MOTOR CLUB SAB	43.854	25	40	MOTOR CLUB SABAI	1:57.120	1:57.746	0.626
26	45	MOTOR CLUB SAB	32.638	40	MOTOR CLUB SAB	41.060	40	MOTOR CLUB SAB	43.882	26	36	UCAV RACING	1:57.348	1:57.683	0.335
27	36	UCAV RACING	32.761	9	BALBOR MOTORSF	41.616	9	BALBOR MOTORSF	44.175	27	9	BALBOR MOTORSPC	1:58.243	1:58.606	0.363
28	133	ESCUADERIA LA CO	34.397	45	MOTOR CLUB SAB	41.969	45	MOTOR CLUB SAB	44.554	28	45	MOTOR CLUB SABAI	1:59.161	1:59.463	0.302

GT-CET CAMPEONATO DE ESPAÑA

CARRERA 2 - BEST SPEEDS

POS	NO	NAME	VMAX	KPH
1	118	ESCUADERIA FARAON		240.0
2	199	VELOSO MOTORSPORT		238.5
3	135	RACAR MOTORSPORT		235.7
4	122	GT CORSE		235.7
5	113	BAPORO MOTORSPORT		232.9
6	140	VELOSO MOTORSPORT		232.9
7	100	ESCUADERIA FARAON		232.9
8	112	ESCUADERIA FARAON		231.5
9	121	PHILIPPE BONNEL		230.2
10	120	ESCUADERIA LA CORUÑA		230.2
11	114	SKUALO COMPETICIÓN		227.5
12	191	VELOSO MOTORSPORT		225.0
13	701	ESCUADERIA BAIX EMPORDÁ		222.4
14	124	GT CORSE		217.5
15	125	MOTOR CLUB SABADELL		216.3
16	181	ESCUADERIA BAIX EMPORDÁ		215.2
17	126	PCR SPORT CLUB ESPORTIU		215.2
18	101	PHILIPPE GRUAU		210.6
19	13	BAPORO MOTORSPORT		209.5
20	133	ESCUADERIA LA CORUÑA		204.1
21	6	RX PRO RACING		202.0
22	15	LURAUTO K.K.		197.0
23	66	MOTOR CLUB SABADELL		185.0
24	18	C.D.PLEMAR SPORT		183.3
25	40	MOTOR CLUB SABADELL		183.3
26	36	UCAV RACING		183.3
27	9	BALBOR MOTORSPORT C.A.		182.4
28	45	MOTOR CLUB SABADELL		181.6

GT-CET CAMPEONATO DE ESPAÑA

CARRERA 2 - PIT STOP ANALYSIS

P1	113 GT Cup	BAPORO MOTORSPORT	PORSCHE 992 GT3 CUP				
D1: Joan VINYES	Total Stint: 16 Laps - 25:31.718 (50.28%)		Best Lap: 1:40.965 On Lap 16 @ 139.21 kph				
D2: Jaume FONT	Total Stint: 13 Laps - 25:14.668 (49.72%)		Best Lap: 1:40.872 On Lap 4 @ 139.34 kph				
STOP	IN TIME	DRIVER IN	STINT TIME	STOP TIME	TOTAL STOP TIME	OUT TIME	DRIVER OUT
1 -	14:22:30.786	Jaume FONT	23:43.944	1:30.724	1:30.724	14:24:01.510	Joan VINYES
-	Finish	Joan VINYES	25:31.718				
P2	135 GT Cup	RACAR MOTORSPORT	PORSCHE 992 GT3 CUP				
D1: Dieter SVEPES	Total Stint: 18 Laps - 28:32.265 (56.15%)		Best Lap: 1:39.798 On Lap 26 @ 140.84 kph				
D2: Leandro MARTINS	Total Stint: 11 Laps - 22:17.157 (43.85%)		Best Lap: 1:41.021 On Lap 5 @ 139.14 kph				
STOP	IN TIME	DRIVER IN	STINT TIME	STOP TIME	TOTAL STOP TIME	OUT TIME	DRIVER OUT
1 -	14:19:08.188	Leandro MARTINS	20:21.346	1:55.811	1:55.811	14:21:03.999	Dieter SVEPES
-	Finish	Dieter SVEPES	28:32.265				
P3	140 GT Cup	VELOSO MOTORSPORT	PORSCHE 992 GT3 CUP				
D1: Pedro MARREIROS	Total Stint: 13 Laps - 20:45.871 (40.65%)		Best Lap: 1:42.752 On Lap 26 @ 136.79 kph				
D2: José MARREIROS	Total Stint: 16 Laps - 30:18.971 (59.35%)		Best Lap: 1:41.084 On Lap 3 @ 139.05 kph				
STOP	IN TIME	DRIVER IN	STINT TIME	STOP TIME	TOTAL STOP TIME	OUT TIME	DRIVER OUT
1 -	14:27:44.565	José MARREIROS	28:57.723	1:21.248	1:21.248	14:29:05.813	Pedro MARREIROS
-	Finish	Pedro MARREIROS	20:45.871				
P4	122 GT Cup	GT CORSE	PORSCHE 992 GT3 CUP				
D1: Borja GARCIA	Total Stint: 17 Laps - 26:47.487 (52.71%)		Best Lap: 1:39.462 On Lap 24 @ 141.32 kph				
D2: Alejandro BARAMBIO	Total Stint: 12 Laps - 24:02.402 (47.29%)		Best Lap: 1:41.061 On Lap 3 @ 139.08 kph				
STOP	IN TIME	DRIVER IN	STINT TIME	STOP TIME	TOTAL STOP TIME	OUT TIME	DRIVER OUT
1 -	14:20:53.959	Alejandro BARAMBIO	22:07.117	1:55.285	1:55.285	14:22:49.244	Borja GARCIA
-	Finish	Borja GARCIA	26:47.487				
P5	100 GT Cup	ESCUADERIA FARAON	PORSCHE 992 GT3 CUP				
D1: Pablo BRAS	Total Stint: 18 Laps - 29:01.983 (56.67%)		Best Lap: 1:41.188 On Lap 19 @ 138.91 kph				
D2: Fernando GONZALEZ	Total Stint: 11 Laps - 22:11.706 (43.33%)		Best Lap: 1:42.487 On Lap 3 @ 137.15 kph				
STOP	IN TIME	DRIVER IN	STINT TIME	STOP TIME	TOTAL STOP TIME	OUT TIME	DRIVER OUT
1 -	14:19:28.935	Fernando GONZALEZ	20:42.093	1:29.613	1:29.613	14:20:58.548	Pablo BRAS
-	Finish	Pablo BRAS	29:01.983				
P6	199 GT Cup	VELOSO MOTORSPORT	PORSCHE 991.2 GT3 CUP				
D1: José BARROS	Total Stint: 29 Laps - 49:52.507 (97.29%)		Best Lap: 1:41.177 On Lap 4 @ 138.92 kph				
STOP	IN TIME	DRIVER IN	STINT TIME	STOP TIME	TOTAL STOP TIME	OUT TIME	DRIVER OUT
1 -	14:24:20.110	José BARROS	25:33.268	1:23.278	1:23.278	14:25:43.388	José BARROS
-	Finish	José BARROS	24:19.239				
P7	121 GPX	PHILIPPE BONNEL	VORTEX 2.0				
D1: Philippe BONNEL	Total Stint: 17 Laps - 28:19.922 (55.47%)		Best Lap: 1:44.362 On Lap 18 @ 134.68 kph				
D2: Solenn AMROUCHE	Total Stint: 11 Laps - 22:44.475 (44.53%)		Best Lap: 1:44.094 On Lap 7 @ 135.03 kph				
STOP	IN TIME	DRIVER IN	STINT TIME	STOP TIME	TOTAL STOP TIME	OUT TIME	DRIVER OUT
1 -	14:20:08.756	Solenn AMROUCHE	21:21.914	1:22.561	1:22.561	14:21:31.317	Philippe BONNEL
-	Finish	Philippe BONNEL	28:19.922				
P8	701 GPX	ESCUADERIA BAIX EMPORDA	VORTEX 1.0				
D1: Marc GRUAU	Total Stint: 17 Laps - 28:24.886 (55.11%)		Best Lap: 1:43.987 On Lap 25 @ 135.17 kph				
D2: Alexander GRUAU	Total Stint: 11 Laps - 23:08.819 (44.89%)		Best Lap: 1:44.861 On Lap 6 @ 134.04 kph				
STOP	IN TIME	DRIVER IN	STINT TIME	STOP TIME	TOTAL STOP TIME	OUT TIME	DRIVER OUT
1 -	14:20:13.240	Alexander GRUAU	21:26.398	1:42.421	1:42.421	14:21:55.661	Marc GRUAU
-	Finish	Marc GRUAU	28:24.886				
P9	112 GT Cup	ESCUADERIA FARAON	PORSCHE 992 GT3 CUP				
D1: Pedro LOURINHO	Total Stint: 16 Laps - 26:37.432 (51.62%)		Best Lap: 1:44.354 On Lap 27 @ 134.69 kph				
D2: Miguel GOMEZ	Total Stint: 12 Laps - 24:57.187 (48.38%)		Best Lap: 1:44.556 On Lap 10 @ 134.43 kph				
STOP	IN TIME	DRIVER IN	STINT TIME	STOP TIME	TOTAL STOP TIME	OUT TIME	DRIVER OUT
1 -	14:21:41.382	Miguel GOMEZ	22:54.540	2:02.647	2:02.647	14:23:44.029	Pedro LOURINHO
-	Finish	Pedro LOURINHO	26:37.432				

GT-CET CAMPEONATO DE ESPAÑA

CARRERA 2 - PIT STOP ANALYSIS

P10	124	GT4	GT CORSE	BMW M4 GT4			
D1: Manuel BERTOLIN			Total Stint: 28 Laps - 50:17.748 (96.86%)		Best Lap: 1:46.347 On Lap 5 @ 132.17 kph		
STOP	IN TIME	DRIVER IN	STINT TIME	STOP TIME	TOTAL STOP TIME	OUT TIME	DRIVER OUT
1 -	14:23:56.342	Manuel BERTOLIN	25:09.500	1:37.719	1:37.719	14:25:34.061	Manuel BERTOLIN
-	Finish	Manuel BERTOLIN	25:08.248				
P11	120	GPX	ESCUDERIA LA CORUÑA	KTM GT2			
D1: Jon AIZPURUA			Total Stint: 28 Laps - 50:19.429 (96.81%)		Best Lap: 1:44.872 On Lap 28 @ 134.03 kph		
STOP	IN TIME	DRIVER IN	STINT TIME	STOP TIME	TOTAL STOP TIME	OUT TIME	DRIVER OUT
1 -	14:24:13.093	Jon AIZPURUA	25:26.251	1:39.457	1:39.457	14:25:52.550	Jon AIZPURUA
-	Finish	Jon AIZPURUA	24:53.178				
P12	181	GT4	ESCUDERIA BAIX EMPORDÀ	MCLAREN ARTURA GT4			
D1: Francesc GUTIERREZ			Total Stint: 16 Laps - 26:41.716 (50.93%)		Best Lap: 1:45.402 On Lap 15 @ 133.35 kph		
D2: Jan SCHIDLOF			Total Stint: 12 Laps - 25:43.408 (49.07%)		Best Lap: 1:47.604 On Lap 8 @ 130.62 kph		
STOP	IN TIME	DRIVER IN	STINT TIME	STOP TIME	TOTAL STOP TIME	OUT TIME	DRIVER OUT
1 -	14:22:34.893	Jan SCHIDLOF	23:48.051	1:55.357	1:55.357	14:24:30.250	Francesc GUTIERREZ
-	Finish	Francesc GUTIERREZ	26:41.716				
P13	191	GT Cup	VELOSO MOTORSPORT	PORSCHE 991.1 GT3 CUP			
D1: Jean-Roch PIAT			Total Stint: 27 Laps - 49:43.953 (97.22%)		Best Lap: 1:47.264 On Lap 23 @ 131.04 kph		
STOP	IN TIME	DRIVER IN	STINT TIME	STOP TIME	TOTAL STOP TIME	OUT TIME	DRIVER OUT
1 -	14:22:49.803	Jean-Roch PIAT	24:02.961	1:25.215	1:25.215	14:24:15.018	Jean-Roch PIAT
-	Finish	Jean-Roch PIAT	25:40.992				
P14	126	GT4	PCR SPORT CLUB ESPORTIU	MERCEDES AMG GT4			
D1: Vincenzo MARTINEZ			Total Stint: 13 Laps - 22:20.316 (43.61%)		Best Lap: 1:49.230 On Lap 27 @ 128.68 kph		
D2: Josep PARERA			Total Stint: 14 Laps - 28:52.864 (56.39%)		Best Lap: 1:47.642 On Lap 7 @ 130.58 kph		
STOP	IN TIME	DRIVER IN	STINT TIME	STOP TIME	TOTAL STOP TIME	OUT TIME	DRIVER OUT
1 -	14:26:09.168	Josep PARERA	27:22.326	1:30.538	1:30.538	14:27:39.706	Vincenzo MARTINEZ
-	Finish	Vincenzo MARTINEZ	22:20.316				
P15	125	GT4	MOTOR CLUB SABADELL	PORSCHE 718 GT4 RS Clubsport			
D1: Jordi FUSET			Total Stint: 16 Laps - 26:44.733 (51%)		Best Lap: 1:45.876 On Lap 18 @ 132.76 kph		
D2: Lorenz MENDIETA			Total Stint: 11 Laps - 24:13.648 (46.2%)		Best Lap: 1:48.448 On Lap 11 @ 129.61 kph		
STOP	IN TIME	DRIVER IN	STINT TIME	STOP TIME	TOTAL STOP TIME	OUT TIME	DRIVER OUT
1 -	14:03:09.528	Lorenz MENDIETA	4:22.686	1:28.113	1:28.113	14:04:37.641	Lorenz MENDIETA
2 -	14:22:51.552	Lorenz MENDIETA	18:13.911	1:37.051	3:05.164	14:24:28.603	Jordi FUSET
-	Finish	Jordi FUSET	26:44.733				
P16	118	GPX	ESCUDERIA FARAON	FERRARI 488 CH EVO			
D1: Alvaro FONTES			Total Stint: 15 Laps - 27:13.460 (56.88%)		Best Lap: 1:42.345 On Lap 15 @ 137.34 kph		
D2: Pedro SILVERO			Total Stint: 11 Laps - 23:33.198 (49.21%)		Best Lap: 1:47.267 On Lap 2 @ 131.03 kph		
STOP	IN TIME	DRIVER IN	STINT TIME	STOP TIME	TOTAL STOP TIME	OUT TIME	DRIVER OUT
1 -	14:20:51.154	Pedro SILVERO	22:04.312	1:28.886	1:28.886	14:22:20.040	Alvaro FONTES
2 -	14:49:33.500	Alvaro FONTES					
P17	13	Clase 1	BAPORO MOTORSPORT	CUPRA TCR DSG			
D1: Joan VINYES			Total Stint: 26 Laps - 49:16.925 (96.96%)		Best Lap: 1:50.609 On Lap 6 @ 127.08 kph		
STOP	IN TIME	DRIVER IN	STINT TIME	STOP TIME	TOTAL STOP TIME	OUT TIME	DRIVER OUT
1 -	14:21:22.960	Joan VINYES	22:36.118	1:32.602	1:32.602	14:22:55.562	Joan VINYES
-	Finish	Joan VINYES	26:40.807				
P18	15	D1	LURAUTO K.K.	BMW 240 I			
D1: Asier GOROSTOZIA			Total Stint: 16 Laps - 29:09.342 (55.28%)		Best Lap: 1:54.308 On Lap 15 @ 122.96 kph		
D2: Luis CHILLIDA			Total Stint: 10 Laps - 23:35.204 (44.72%)		Best Lap: 1:57.134 On Lap 5 @ 120.00 kph		
STOP	IN TIME	DRIVER IN	STINT TIME	STOP TIME	TOTAL STOP TIME	OUT TIME	DRIVER OUT
1 -	14:20:49.426	Luis CHILLIDA	22:02.584	1:32.620	1:32.620	14:22:22.046	Asier GOROSTOZIA
-	Finish	Asier GOROSTOZIA	29:09.342				

GT-CET CAMPEONATO DE ESPAÑA

CARRERA 2 - PIT STOP ANALYSIS

P19	66 D3	MOTOR CLUB SABADELL	RENAULT CLIO CUP IV				
D1: Damien FREDA	Total Stint: 15 Laps - 27:43.233 (53.78%)		Best Lap: 1:57.420 On Lap 14 @ 119.70 kph				
D2: Laurent PUITGMAL	Total Stint: 10 Laps - 23:49.414 (46.22%)		Best Lap: 1:58.656 On Lap 4 @ 118.46 kph				
STOP	IN TIME	DRIVER IN	STINT TIME	STOP TIME	TOTAL STOP TIME	OUT TIME	DRIVER OUT
1 -	14:20:52.167	Laurent PUITGMAL	22:05.325	1:44.089	1:44.089	14:22:36.256	Damien FREDA
-	Finish	Damien FREDA	27:43.233				
P20	18 D3	C.D.PLEMAR SPORT	RENAULT CLIO CUP IV				
D1: Jose LOPEZ	Total Stint: 12 Laps - 22:26.912 (43.53%)		Best Lap: 1:59.959 On Lap 17 @ 117.17 kph				
D2: Alvaro RODRIGUEZ	Total Stint: 13 Laps - 29:07.235 (56.47%)		Best Lap: 1:56.514 On Lap 3 @ 120.63 kph				
STOP	IN TIME	DRIVER IN	STINT TIME	STOP TIME	TOTAL STOP TIME	OUT TIME	DRIVER OUT
1 -	14:26:13.296	Alvaro RODRIGUEZ	27:26.454	1:40.781	1:40.781	14:27:54.077	Jose LOPEZ
-	Finish	Jose LOPEZ	22:26.912				
P21	40 D3	MOTOR CLUB SABADELL	RENAULT CLIO CUP IV				
D1: Jose PALOMAR	Total Stint: 25 Laps - 49:38.391 (96.22%)		Best Lap: 1:57.746 On Lap 14 @ 119.37 kph				
STOP	IN TIME	DRIVER IN	STINT TIME	STOP TIME	TOTAL STOP TIME	OUT TIME	DRIVER OUT
1 -	14:20:38.329	Jose PALOMAR	21:51.487	1:57.122	1:57.122	14:22:35.451	Jose PALOMAR
-	Finish	Jose PALOMAR	27:46.904				
P22	9 D3	BALBOR MOTORSPORT C.A.	RENAULT CLIO CUP IV				
D1: German LOPEZ	Total Stint: 15 Laps - 28:16.810 (54.62%)		Best Lap: 1:59.144 On Lap 15 @ 117.97 kph				
D2: Jose ALBORS	Total Stint: 10 Laps - 23:29.791 (45.38%)		Best Lap: 1:58.606 On Lap 5 @ 118.51 kph				
STOP	IN TIME	DRIVER IN	STINT TIME	STOP TIME	TOTAL STOP TIME	OUT TIME	DRIVER OUT
1 -	14:20:56.436	Jose ALBORS	22:09.594	1:20.197	1:20.197	14:22:16.633	German LOPEZ
-	Finish	German LOPEZ	28:16.810				
P23	45 D3	MOTOR CLUB SABADELL	RENAULT CLIO CUP IV				
D1: Oscar VERGARA	Total Stint: 15 Laps - 28:13.182 (54.13%)		Best Lap: 1:59.649 On Lap 23 @ 117.47 kph				
D2: David GARCIA	Total Stint: 10 Laps - 23:54.697 (45.87%)		Best Lap: 1:59.463 On Lap 4 @ 117.66 kph				
STOP	IN TIME	DRIVER IN	STINT TIME	STOP TIME	TOTAL STOP TIME	OUT TIME	DRIVER OUT
1 -	14:21:07.725	David GARCIA	22:20.883	1:33.814	1:33.814	14:22:41.539	Oscar VERGARA
-	Finish	Oscar VERGARA	28:13.182				
P24	36 D1	UCAV RACING	SEAT LEON SUPERCOPA MK2				
D1: Carlos ALVAREZ	Total Stint: 14 Laps - 27:41.407 (53.34%)		Best Lap: 2:01.754 On Lap 21 @ 115.44 kph				
D2: Jose SANTOS	Total Stint: 10 Laps - 24:13.402 (46.66%)		Best Lap: 1:57.683 On Lap 3 @ 119.44 kph				
STOP	IN TIME	DRIVER IN	STINT TIME	STOP TIME	TOTAL STOP TIME	OUT TIME	DRIVER OUT
1 -	14:21:12.118	Jose SANTOS	22:25.276	1:48.126	1:48.126	14:23:00.244	Carlos ALVAREZ
-	Finish	Carlos ALVAREZ	27:41.407				
P25	114 GT Cup	SKUALO COMPETICIÓN	PORSCHE 991-1 GT3 CUP				
D1: Van Hendrik VAN ZOEST	Total Stint: 19 Laps - 34:09.683 (96.28%)		Best Lap: 1:46.479 On Lap 17 @ 132.00 kph				
STOP	IN TIME	DRIVER IN	STINT TIME	STOP TIME	TOTAL STOP TIME	OUT TIME	DRIVER OUT
1 -	14:23:55.817	Van Hendrik VAN ZOEST	25:08.975	1:19.094	1:19.094	14:25:14.911	Van Hendrik VAN ZOEST
-	Finish	Van Hendrik VAN ZOES	9:00.708				
P26	6 D1	RX PRO RACING	PEUGEOT 308 RACING CUP				
D1: Manuel CANIZARES	Total Stint: 13 Laps - 22:19.540 (43.86%)		Best Lap: 1:49.681 On Lap 13 @ 128.15 kph				
D2: Marcos MENKES	Total Stint: 6 Laps - 14:45.557 (29%)		Best Lap: 1:51.864 On Lap 5 @ 125.65 kph				
STOP	IN TIME	DRIVER IN	STINT TIME	STOP TIME	TOTAL STOP TIME	OUT TIME	DRIVER OUT
1 -	14:04:42.057	Marcos MENKES	5:55.215	13:48.851	13:48.851	14:18:30.908	Marcos MENKES
2 -	14:26:01.451	Marcos MENKES	7:30.543	1:19.799	15:08.650	14:27:21.250	Manuel CANIZARES
-	Finish	Manuel CANIZARES	22:19.540				
P28	133 GT4	ESCUADERIA LA CORUÑA	LIGIER JS2R				
D1: Ángel SANTOS	Total Stint: 0 Laps		Best Lap: 2:01.402 On Lap 1 @ 115.78 kph				
D2: Mikkel KRISTENSEN	Total Stint: 1 Laps - 4:15.430 (100%)						
STOP	IN TIME	DRIVER IN	STINT TIME	STOP TIME	TOTAL STOP TIME	OUT TIME	DRIVER OUT
1 -	14:03:02.272	Mikkel KRISTENSEN					

GT-CET CAMPEONATO DE ESPAÑA

CARRERA 2 - STATISTICS

Competitors Started	28
Planned Start	2024-06-09 @ 13:05:00.000
Actual Start	2024-06-09 @ 13:58:46.841
Finish Time	2024-06-09 @ 14:49:31.145
Track Length	3.904km
Total Laps	697
Total Distance Covered	2721.436km

Session Fastest Lap History

NO	CL	NAME	LAP TIME	TIME OF DAY	LAP	VEHICLE
122	GT Cup	GT CORSE ALEJANDRO BARAMBIO	1:46.998	14:00:33.839	1	PORSCHE 992 GT3 CUP
122	GT Cup	GT CORSE ALEJANDRO BARAMBIO	1:41.360	14:02:15.199	2	PORSCHE 992 GT3 CUP
122	GT Cup	GT CORSE ALEJANDRO BARAMBIO	1:41.061	14:03:56.260	3	PORSCHE 992 GT3 CUP
113	GT Cup	BAPORO MOTORSPORT JAUME FONT	1:40.872	14:05:38.372	4	PORSCHE 992 GT3 CUP
122	GT Cup	GT CORSE BORJA GARCIA	1:40.562	14:26:13.442	15	PORSCHE 992 GT3 CUP
122	GT Cup	GT CORSE BORJA GARCIA	1:39.811	14:27:53.253	16	PORSCHE 992 GT3 CUP
122	GT Cup	GT CORSE BORJA GARCIA	1:39.488	14:32:53.172	19	PORSCHE 992 GT3 CUP
122	GT Cup	GT CORSE BORJA GARCIA	1:39.462	14:41:15.951	24	PORSCHE 992 GT3 CUP

Session Leader History

NO	CL	NAME	FROM LAP	LAPS LED	DISTANCE	VEHICLE
122	GT Cup	GT CORSE ALEJANDRO BARAMBIO	1	5	19.52 km	PORSCHE 992 GT3 CUP
113	GT Cup	BAPORO MOTORSPORT JAUME FONT	6	8	31.23 km	PORSCHE 992 GT3 CUP
199	GT Cup	VELOSO MOTORSPORT JOSÉ BARROS	14	1	3.90 km	PORSCHE 991.2 GT3 CUP
140	GT Cup	VELOSO MOTORSPORT JOSÉ MARREIROS	15	3	11.71 km	PORSCHE 992 GT3 CUP
113	GT Cup	BAPORO MOTORSPORT JOAN VINYES	18	12	46.85 km	PORSCHE 992 GT3 CUP

Flag History

TYPE	TIME OF DAY
GREEN	13:58:46.841
FINISH	14:49:31.145

Flag Statistics

TYPE	COUNT	TOTAL LAPS	TOTAL TIME
Green	1	29	54:43.435
Red	0	0	0.000
Safety Car	0	0	0.000
FCY	0	0	0.000

GT-CET CAMPEONATO DE ESPAÑA

CARRERA 2 - STATISTICS

CLASS : D1

3 Starters

Fastest Lap History

NO	NAME	LAP TIME	TIME OF DAY	LAP	VEHICLE
6	RX PRO RACING MARCOS MENKES	2:02.444	14:00:49.283	1	PEUGEOT 308 RACING CUP
6	RX PRO RACING MARCOS MENKES	1:54.127	14:02:43.410	2	PEUGEOT 308 RACING CUP
6	RX PRO RACING MARCOS MENKES	1:51.864	14:22:22.384	5	PEUGEOT 308 RACING CUP
6	RX PRO RACING MANUEL CANIZARES	1:50.429	14:31:08.758	9	PEUGEOT 308 RACING CUP
6	RX PRO RACING MANUEL CANIZARES	1:50.045	14:36:41.328	12	PEUGEOT 308 RACING CUP
6	RX PRO RACING MANUEL CANIZARES	1:49.681	14:38:31.008	13	PEUGEOT 308 RACING CUP

Leader History

NO	NAME	FROM LAP	LAPS LED	DISTANCE	VEHICLE
6	RX PRO RACING MARCOS MENKES	1	2	7.80 km	PEUGEOT 308 RACING CUP
36	UCAV RACING JOSE SANTOS	3	3	11.71 km	SEAT LEON SUPERCOPA MK2
15	LURAUTO K.K. LUIS CHILLIDA	6	6	23.42 km	BMW 240 I
15	LURAUTO K.K. ASIER GOROSTOZIA	12	15	58.56 km	BMW 240 I

GT-CET CAMPEONATO DE ESPAÑA

CARRERA 2 - STATISTICS

CLASS : D3

5 Starters

Fastest Lap History

NO	NAME	LAP TIME	TIME OF DAY	LAP	VEHICLE
18	C.D.PLEMAR SPORT <i>ALVARO RODRIGUEZ</i>	2:07.461	14:00:54.303	1	RENAULT CLIO CUP IV
18	C.D.PLEMAR SPORT <i>ALVARO RODRIGUEZ</i>	1:57.222	14:02:51.525	2	RENAULT CLIO CUP IV
18	C.D.PLEMAR SPORT <i>ALVARO RODRIGUEZ</i>	1:56.514	14:04:48.039	3	RENAULT CLIO CUP IV

Leader History

NO	NAME	FROM LAP	LAPS LED	DISTANCE	VEHICLE
18	C.D.PLEMAR SPORT <i>ALVARO RODRIGUEZ</i>	1	14	54.66 km	RENAULT CLIO CUP IV
18	C.D.PLEMAR SPORT <i>JOSE LOPEZ</i>	15	10	39.04 km	RENAULT CLIO CUP IV
66	MOTOR CLUB SABADELL <i>DAMIEN FREDA</i>	25	1	3.90 km	RENAULT CLIO CUP IV

GT-CET CAMPEONATO DE ESPAÑA

CARRERA 2 - STATISTICS

CLASS : Clase 1

1 Starters

Fastest Lap History

NO	NAME	LAP TIME	TIME OF DAY	LAP	VEHICLE
13	BAPORO MOTORSPORT <i>JOAN VINYES</i>	2:05.089	14:00:51.930	1	CUPRA TCR DSG
13	BAPORO MOTORSPORT <i>JOAN VINYES</i>	1:54.223	14:02:46.154	2	CUPRA TCR DSG
13	BAPORO MOTORSPORT <i>JOAN VINYES</i>	1:51.566	14:06:32.040	4	CUPRA TCR DSG
13	BAPORO MOTORSPORT <i>JOAN VINYES</i>	1:50.609	14:10:14.356	6	CUPRA TCR DSG

Leader History

NO	NAME	FROM LAP	LAPS LED	DISTANCE	VEHICLE
13	BAPORO MOTORSPORT <i>JOAN VINYES</i>	1	26	101.51 km	CUPRA TCR DSG

GT-CET CAMPEONATO DE ESPAÑA

CARRERA 2 - STATISTICS

CLASS : GT Cup

9 Starters

Fastest Lap History

NO	NAME	LAP TIME	TIME OF DAY	LAP	VEHICLE
122	GT CORSE ALEJANDRO BARAMBIO	1:46.998	14:00:33.839	1	PORSCHE 992 GT3 CUP
122	GT CORSE ALEJANDRO BARAMBIO	1:41.360	14:02:15.199	2	PORSCHE 992 GT3 CUP
122	GT CORSE ALEJANDRO BARAMBIO	1:41.061	14:03:56.260	3	PORSCHE 992 GT3 CUP
113	BAPORO MOTORSPORT JAUME FONT	1:40.872	14:05:38.372	4	PORSCHE 992 GT3 CUP
122	GT CORSE BORJA GARCIA	1:40.562	14:26:13.442	15	PORSCHE 992 GT3 CUP
122	GT CORSE BORJA GARCIA	1:39.811	14:27:53.253	16	PORSCHE 992 GT3 CUP
122	GT CORSE BORJA GARCIA	1:39.488	14:32:53.172	19	PORSCHE 992 GT3 CUP
122	GT CORSE BORJA GARCIA	1:39.462	14:41:15.951	24	PORSCHE 992 GT3 CUP

Leader History

NO	NAME	FROM LAP	LAPS LED	DISTANCE	VEHICLE
122	GT CORSE ALEJANDRO BARAMBIO	1	5	19.52 km	PORSCHE 992 GT3 CUP
113	BAPORO MOTORSPORT JAUME FONT	6	8	31.23 km	PORSCHE 992 GT3 CUP
199	VELOSO MOTORSPORT JOSE BARRIOS	14	1	3.90 km	PORSCHE 991.2 GT3 CUP
140	VELOSO MOTORSPORT JOSE MARREIROS	15	3	11.71 km	PORSCHE 992 GT3 CUP
113	BAPORO MOTORSPORT JOAN VINYES	18	12	46.85 km	PORSCHE 992 GT3 CUP

GT-CET CAMPEONATO DE ESPAÑA

CARRERA 2 - STATISTICS

CLASS : GPX

5 Starters

Fastest Lap History

NO	NAME	LAP TIME	TIME OF DAY	LAP	VEHICLE
120	ESCUDERIA LA CORUÑA <i>JON AIZPURUA</i>	1:53.642	14:00:40.487	1	KTM GT2
120	ESCUDERIA LA CORUÑA <i>JON AIZPURUA</i>	1:46.013	14:02:26.498	2	KTM GT2
121	PHILIPPE BONNEL <i>SOLENN AMROUCHE</i>	1:45.431	14:02:42.055	2	VORTEX 2.0
121	PHILIPPE BONNEL <i>SOLENN AMROUCHE</i>	1:44.630	14:04:26.685	3	VORTEX 2.0
121	PHILIPPE BONNEL <i>SOLENN AMROUCHE</i>	1:44.520	14:07:57.082	5	VORTEX 2.0
121	PHILIPPE BONNEL <i>SOLENN AMROUCHE</i>	1:44.094	14:11:26.104	7	VORTEX 2.0
118	ESCUDERIA FARAON <i>ALVARO FONTES</i>	1:42.889	14:25:53.467	14	FERRARI 488 CH EVO
118	ESCUDERIA FARAON <i>ALVARO FONTES</i>	1:42.345	14:27:35.811	15	FERRARI 488 CH EVO

Leader History

NO	NAME	FROM LAP	LAPS LED	DISTANCE	VEHICLE
120	ESCUDERIA LA CORUÑA <i>JON AIZPURUA</i>	1	2	7.80 km	KTM GT2
118	ESCUDERIA FARAON <i>PEDRO SILVERO</i>	3	1	3.90 km	FERRARI 488 CH EVO
701	ESCUDERIA BAIX EMPORDÀ <i>ALEXANDER GRUAU</i>	4	5	19.52 km	VORTEX 1.0
121	PHILIPPE BONNEL <i>SOLENN AMROUCHE</i>	9	3	11.71 km	VORTEX 2.0
120	ESCUDERIA LA CORUÑA <i>JON AIZPURUA</i>	12	2	7.80 km	KTM GT2
121	PHILIPPE BONNEL <i>PHILIPPE BONNEL</i>	14	15	58.56 km	VORTEX 2.0

GT-CET CAMPEONATO DE ESPAÑA

CARRERA 2 - STATISTICS

CLASS : GT4

5 Starters

Fastest Lap History

NO	NAME	LAP TIME	TIME OF DAY	LAP	VEHICLE
124	GT CORSE <i>MANUEL BERTOLIN</i>	1:56.100	14:00:42.946	1	BMW M4 GT4
124	GT CORSE <i>MANUEL BERTOLIN</i>	1:46.865	14:02:29.811	2	BMW M4 GT4
124	GT CORSE <i>MANUEL BERTOLIN</i>	1:46.858	14:04:16.669	3	BMW M4 GT4
124	GT CORSE <i>MANUEL BERTOLIN</i>	1:46.347	14:07:50.091	5	BMW M4 GT4
181	ESCUADERIA BAIX EMPORDÀ <i>FRANCESC GUTIERREZ</i>	1:45.402	14:28:06.262	15	MCLAREN ARTURA GT4

Leader History

NO	NAME	FROM LAP	LAPS LED	DISTANCE	VEHICLE
124	GT CORSE <i>MANUEL BERTOLIN</i>	1	13	50.75 km	BMW M4 GT4
126	PCR SPORT CLUB ESPORTIU <i>JOSEP PARERA</i>	14	1	3.90 km	MERCEDES AMG GT4
124	GT CORSE <i>MANUEL BERTOLIN</i>	15	14	54.66 km	BMW M4 GT4

GT-CET CAMPEONATO DE ESPAÑA


Q1 & Q3 - COMBINED CLASSIFICATION - OFFICIAL

POS	NO	CL	PIC	NAME	ENTRY	FIRST		SECOND		GAP	DIFF
						TIME	LAPS	TIME	LAPS		
1	113	GT Cup	1	BAPORO MOTORSPORT	PORSCHE 992 GT3 CUP	1:39.935	6		0		
2	135	GT Cup	2	RACAR MOTORSPORT	PORSCHE 992 GT3 CUP	1:40.451	7		0	0.516	0.516
3	122	GT Cup	3	GT CORSE	PORSCHE 992 GT3 CUP	1:40.681	9		0	0.746	0.230
4	199	GT Cup	4	VELOSO MOTORSPORT	PORSCHE 991.2 GT3 CUP	1:41.415	7		0	1.480	0.734
5	140	GT Cup	5	VELOSO MOTORSPORT	PORSCHE 992 GT3 CUP	1:41.441	8		0	1.506	0.026
6	118	GPX	1	ESCUDERIA FARAON	FERRARI 488 CH EVO	1:41.692	3		0	1.757	0.251
7	121	GPX	2	PHILIPPE BONNEL	VORTEX 2.0	1:41.868	8		0	1.933	0.176
8	100	GT Cup	6	ESCUDERIA FARAON	PORSCHE 992 GT3 CUP	1:42.556	4		0	2.621	0.688
9	101	GPX	3	PHILIPPE GRUAU	VORTEX 1.0	1:42.881	7		0	2.946	0.325
10	120	GPX	4	ESCUDERIA LA CORUÑA	KTM GT2	1:43.017	8		0	3.082	0.136
11	112	GT Cup	7	ESCUDERIA FARAON	PORSCHE 992 GT3 CUP	1:43.198	4		0	3.263	0.181
12	701	GPX	5	ESCUDERIA BAIX EMPORDÀ	VORTEX 1.0	1:43.932	8		0	3.997	0.734
13	114	GT Cup	8	SKUALO COMPETICIÓN	PORSCHE 991-1 GT3 CUP	1:44.764	7		0	4.829	0.832
14	124	GT4	1	GT CORSE	BMW M4 GT4	1:46.267	6		0	6.332	1.503
15	125	GT4	2	MOTOR CLUB SABADELL	PORSCHE 718 GT4 RS Clubsport	1:46.524	5		0	6.589	0.257
16	133	GT4	3	ESCUDERIA LA CORUÑA	LIGIER JS2R	1:48.065	7		0	8.130	1.541
17	181	GT4	4	ESCUDERIA BAIX EMPORDÀ	MCLAREN ARTURA GT4	1:48.316	7		0	8.381	0.251
18	126	GT4	5	PCR SPORT CLUB ESPORTIU	MERCEDES AMG GT4	1:48.890	8		0	8.955	0.574
19	6	D1	1	RX PRO RACING	PEUGEOT 308 RACING CUP		0	1:49.947	8	10.012	1.057
20	13	Clase 1	1	BAPORO MOTORSPORT	CUPRA TCR DSG		0	1:51.300	6	11.365	1.353
21	36	D1	2	UCAV RACING	SEAT LEON SUPERCOPA MK2		0	1:53.323	5	13.388	2.023
22	15	D1	3	LURAUTO K.K.	BMW 240 I		0	1:53.888	7	13.953	0.565
23	66	D3	1	MOTOR CLUB SABADELL	RENAULT CLIO CUP IV		0	1:57.022	4	17.087	3.134
24	40	D3	2	MOTOR CLUB SABADELL	RENAULT CLIO CUP IV		0	1:58.044	5	18.109	1.022
25	9	D3	3	BALBOR MOTORSPORT C.A.	RENAULT CLIO CUP IV		0	1:58.519	6	18.584	0.475
26	18	D3	4	C.D.PLEMAR SPORT	RENAULT CLIO CUP IV		0	1:58.793	7	18.858	0.274
27	45	D3	5	MOTOR CLUB SABADELL	RENAULT CLIO CUP IV		0	1:59.148	7	19.213	0.355

Weather / Track : Bright / Dry

These results are provisional until the conclusion of any judicial and technical matters.

Circuito de Navarra: 3.904 km

Race Director:	Stewards:	Chief of Timing:	
			

GT-CET CAMPEONATO DE ESPAÑA


Q2 & Q4 - COMBINED CLASSIFICATION - OFFICIAL

POS	NO	CL	PIC	NAME	ENTRY	FIRST		SECOND		GAP	DIFF
						TIME	LAPS	TIME	LAPS		
1	122	GT Cup	1	GT CORSE	PORSCHE 992 GT3 CUP	1:38.134	3		0		
2	135	GT Cup	2	RACAR MOTORSPORT	PORSCHE 992 GT3 CUP	1:39.138	5		0	1.004	1.004
3	113	GT Cup	3	BAPORO MOTORSPORT	PORSCHE 992 GT3 CUP	1:39.932	5		0	1.798	0.794
4	199	GT Cup	4	VELOSO MOTORSPORT	PORSCHE 991.2 GT3 CUP	1:40.542	7		0	2.408	0.610
5	140	GT Cup	5	VELOSO MOTORSPORT	PORSCHE 992 GT3 CUP	1:40.962	8		0	2.828	0.420
6	100	GT Cup	6	ESCUDERIA FARAON	PORSCHE 992 GT3 CUP	1:41.754	5		0	3.620	0.792
7	120	GPX	1	ESCUDERIA LA CORUÑA	KTM GT2	1:43.387	7		0	5.253	1.633
8	121	GPX	2	PHILIPPE BONNEL	VORTEX 2.0	1:43.431	8		0	5.297	0.044
9	701	GPX	3	ESCUDERIA BAIX EMPORDÀ	VORTEX 1.0	1:43.915	8		0	5.781	0.484
10	114	GT Cup	7	SKUALO COMPETICIÓN	PORSCHE 991-1 GT3 CUP	1:44.851	9		0	6.717	0.936
11	112	GT Cup	8	ESCUDERIA FARAON	PORSCHE 992 GT3 CUP	1:44.922	7		0	6.788	0.071
12	124	GT4	1	GT CORSE	BMW M4 GT4	1:44.957	8		0	6.823	0.035
13	181	GT4	2	ESCUDERIA BAIX EMPORDÀ	MCLAREN ARTURA GT4	1:45.464	8		0	7.330	0.507
14	126	GT4	3	PCR SPORT CLUB ESPORTIU	MERCEDES AMG GT4	1:47.418	5		0	9.284	1.954
15	125	GT4	4	MOTOR CLUB SABADELL	PORSCHE 718 GT4 RS Clubsport	1:48.276	5		0	10.142	0.858
16	118	GPX	4	ESCUDERIA FARAON	FERRARI 488 CH EVO	1:49.063	5		0	10.929	0.787
17	133	GT4	5	ESCUDERIA LA CORUÑA	LIGIER JS2R	1:49.934	6		0	11.800	0.871
18	6	D1	1	RX PRO RACING	PEUGEOT 308 RACING CUP		0	1:50.573	7	12.439	0.639
19	13	Clase 1	1	BAPORO MOTORSPORT	CUPRA TCR DSG		0	1:50.680	5	12.546	0.107
20	36	D1	2	UCAV RACING	SEAT LEON SUPERCOPA MK2		0	1:55.637	4	17.503	4.957
21	18	D3	1	C.D.PLEMAR SPORT	RENAULT CLIO CUP IV		0	1:57.026	6	18.892	1.389
22	9	D3	2	BALBOR MOTORSPORT C.A.	RENAULT CLIO CUP IV		0	1:57.356	6	19.222	0.330
23	40	D3	3	MOTOR CLUB SABADELL	RENAULT CLIO CUP IV		0	1:57.392	5	19.258	0.036
24	66	D3	4	MOTOR CLUB SABADELL	RENAULT CLIO CUP IV		0	1:59.298	4	21.164	1.906
25	15	D1	3	LURAUTO K.K.	BMW 240 I		0	1:59.565	6	21.431	0.267
26	45	D3	5	MOTOR CLUB SABADELL	RENAULT CLIO CUP IV		0	2:02.476	6	24.342	2.911
27	101	GPX	5	PHILIPPE GRUAU	VORTEX 1.0		3		0		

Weather / Track : Bright / Dry

These results are provisional until the conclusion of any judicial and technical matters.

Circuito de Navarra: 3.904 km

Race Director:	Stewards:	Chief of Timing:	
----------------	-----------	------------------	---

GT-CET CAMPEONATO DE ESPAÑA

CARRERA 1 - CLASSIFICATION - FINAL

Race Distance: 27 Laps / 105.42 kilometers

POS	NO	CL	PIC	TEAM / DRIVERS	CAR	LAPS	TIME	GAP	DIFF	KPH	BEST	ON	GRD	↑↓
1	122	GT Cup	1	GT CORSE Borja GARCIA / Alejandro BARAMBIO	PORSCHE 992 GT3 CUP	27	50:32.948			125.13	1:39.483	11	3	2
2	135	GT Cup	2	RACAR MOTORSPORT Leandro MARTINS / Dieter SVEPES	PORSCHE 992 GT3 CUP	27	50:34.971	2.023	2.023	125.04	1:39.445	15	2	0
3	100	GT Cup	3	ESCUDERIA FARAON Pablo BRAS / Fernando GONZALEZ	PORSCHE 992 GT3 CUP	27	50:39.816	6.868	4.845	124.84	1:41.106	16	8	5
4	113	GT Cup	4	BAPORO MOTORSPORT Joan VINYES / Jaume FONT	PORSCHE 992 GT3 CUP	27	50:47.770	14.822	7.954	124.52	1:39.990	12	1	-3
5	199	GT Cup	5	VELOSO MOTORSPORT José BARROS	PORSCHE 991.2 GT3 CUP	27	50:48.633	15.685	0.863	124.48	1:41.381	16	4	-1
6	140	GT Cup	6	VELOSO MOTORSPORT Pedro MARREIROS / José MARREIROS	PORSCHE 992 GT3 CUP	27	50:50.084	17.136	1.451	124.42	1:41.307	26	5	-1
7	701*	GPX	1	ESCUDERIA BAIX EMPORDÁ Marc GRUAU / Alexander GRUAU	VORTEX 1.0	27	52:29.909	1:56.961	1:39.825	120.48	1:43.166	5	12	5
8	114*	GT Cup	7	SKUALO COMPETICIÓN Van Hendrik VAN ZOEST (JF)	PORSCHE 991-1 GT3 CUP	27	53:23.584	2:50.636	53.675	118.46	1:45.227	4	13	5
9	112	GT Cup	8	ESCUDERIA FARAON Pedro LOURINHO / Miguel GOMEZ	PORSCHE 992 GT3 CUP	26	51:02.709	1 Lap	1 Lap	119.32	1:44.525	6	11	2
10	125	GT4	1	MOTOR CLUB SABADELL Jordi FUSET / Lorenz MENDIETA (JF)	PORSCHE 718 GT4 RS Clubsport	26	51:06.261	1 Lap	3.552	119.18	1:46.168	12	15	5
11	120*	GPX	2	ESCUDERIA LA CORUÑA Jon AIZPURUA (JF)	KTM GT2	26	51:08.633	1 Lap	2.372	119.09	1:43.891	20	10	-1
12	124*	GT4	2	GT CORSE Manuel BERTOLIN	BMW M4 GT4	26	51:11.351	1 Lap	2.718	118.99	1:46.640	11	14	2
13	181	GT4	3	ESCUDERIA BAIX EMPORDÁ Jan SCHIDLOF (JF) / Francesc GUTIERREZ	MCLAREN ARTURA GT4	26	51:12.242	1 Lap	0.891	118.95	1:45.781	19	17	4
14	118	GPX	3	ESCUDERIA FARAON Alvaro FONTES / Pedro SILVERO	FERRARI 488 CH EVO	26	51:18.043	1 Lap	5.801	118.73	1:43.015	12	6	-8
15	101	GPX	4	PHILIPPE GRUAU Phillipe GRUAU (JF) / Joanna GRUAU	VORTEX 1.0	26	51:19.810	1 Lap	1.767	118.66	1:44.576	4	9	-6
16	133	GT4	4	ESCUDERIA LA CORUÑA Ángel SANTOS / Mikkel KRISTENSEN	LIGIER JS2R	26	51:24.516	1 Lap	4.706	118.48	1:47.854	17	16	0
17	126	GT4	5	PCR SPORT CLUB ESPORTIU Vincenzo MARTINEZ (JF) / Josep PARERA (JF)	MERCEDES AMG GT4	26	51:36.990	1 Lap	12.474	118.00	1:48.414	18	18	1
18	13	Clase 1	1	BAPORO MOTORSPORT Joan VINYES (JR)	CUPRA TCR DSG	26	52:13.212	1 Lap	36.222	116.64	1:51.166	15	21	3
19	6	D1	1	RX PRO RACING Manuel CANIZARES (JR) / Marcos MENKES (JR)	PEUGEOT 308 RACING CUP	26	52:13.786	1 Lap	0.574	116.61	1:49.777	5	20	1
20	18	D3	1	C.D.PLEMAR SPORT Jose LOPEZ (JF) / Alvaro RODRIGUEZ	RENAULT CLIO CUP IV	24	51:25.136	3 Laps	2 Laps	109.34	1:55.889	19	27	7
21	15	D1	2	LURAUTO K.K. Asier GOROSTOZIA (JF) / Luis CHILLIDA (JF)	BMW 240 I	24	51:46.832	3 Laps	21.696	108.58	1:54.729	4	23	2
22	36	D1	3	UCAV RACING Carlos ALVAREZ (JF) / Jose SANTOS	SEAT LEON SUPERCOPA MK2	24	51:47.197	3 Laps	0.365	108.57	1:53.750	11	22	0
23	40	D3	2	MOTOR CLUB SABADELL Jose PALOMAR	RENAULT CLIO CUP IV	24	51:55.037	3 Laps	7.840	108.29	1:57.279	15	25	2
24	191	GT Cup	9	VELOSO MOTORSPORT Jean-Roch PIAT (JF)	PORSCHE 991.1 GT3 CUP	24	52:27.125	3 Laps	32.088	107.19	1:56.911	3	19	-5
25	45	D3	3	MOTOR CLUB SABADELL Oscar VERGARA / David GARCIA	RENAULT CLIO CUP IV	23	50:51.853	4 Laps	1 Lap	105.93	1:59.312	4	28	3
26	9	D3	4	BALBOR MOTORSPORT C.A. Jose ALBORS (JF) / German LOPEZ	RENAULT CLIO CUP IV	22	50:40.984	5 Laps	1 Lap	101.68	1:57.667	12	26	0

NOT CLASSIFIED

NC	121	GPX		PHILIPPE BONNEL Philippe BONNEL (JF) / Solenn AMROUCHE	VORTEX 2.0	11	23:27.076	16 Laps	11 Laps	109.88	1:43.717	4		
NC	66	D3		MOTOR CLUB SABADELL Damien FREDA / Laurent PUITGMAL	RENAULT CLIO CUP IV	4	8:13.216	23 Laps	7 Laps	113.99	1:59.128	2		

FASTEST LAP

135	GT Cup	RACAR MOTORSPORT Leandro MARTINS / Dieter SVEPES	PORSCHE 992 GT3 CUP	15	1:39.445	87.82 mph	141.34 kph
118	GPX	ESCUDERIA FARAON Alvaro FONTES / Pedro SILVERO	FERRARI 488 CH EVO	12	1:43.015	84.78 mph	136.44 kph
181	GT4	ESCUDERIA BAIX EMPORDÁ Jan SCHIDLOF (JF) / Francesc GUTIERREZ	MCLAREN ARTURA GT4	19	1:45.781	82.56 mph	132.88 kph
6	D1	RX PRO RACING Manuel CANIZARES (JR) / Marcos MENKES (JR)	PEUGEOT 308 RACING CUP	5	1:49.777	79.56 mph	128.04 kph
13	Clase 1	BAPORO MOTORSPORT Joan VINYES (JR)	CUPRA TCR DSG	15	1:51.166	78.56 mph	126.44 kph

Weather / Track : Cloudy / Drying

Date: 09/06/2024 Start: 10:08 Finish: 10:59
Circuito de Navarra: 3.904 km

Chief Steward:	Steward:	Steward:	
----------------	----------	----------	--

GT-CET CAMPEONATO DE ESPAÑA
CARRERA 1 - CLASSIFICATION - FINAL


Race Distance: 27 Laps / 105.42 kilometers

18 D3 C.D.PLEMAR SPORT RENAULT CLIO CUP IV 19 1:55.889 75.36 mph 121.29 kph
Jose LOPEZ (JF) / Alvaro RODRIGUEZ

Comments:#114 - 90 segundos - overtaking on safety car restart
#120, 124 & , 710 - 30 segundos - overtaking on safety car restart

Weather / Track : Cloudy / Drying

Date: 09/06/2024 Start: 10:08 Finish: 10:59
Circuito de Navarra: 3.904 km

Chief Steward:	Steward:	Steward:	
----------------	----------	----------	---

GT-CET CAMPEONATO DE ESPAÑA

CARRERA 2 - CLASSIFICATION - FINAL

Race Distance: 29 Laps / 113.23 kilometers

POS	NO	CL	PIC	TEAM / DRIVERS	CAR	LAPS	TIME	GAP	DIFF	KPH	BEST	ON	GRD	↓
1	113	* GT Cup	1	BAPORO MOTORSPORT Joan VINYES / Jaume FONT	PORSCHE 992 GT3 CUP	29	50:47.386			133.76	1:40.872	4	3	2
2	135	* GT Cup	2	RACAR MOTORSPORT Dieter SVEPES / Leandro MARTINS	PORSCHE 992 GT3 CUP	29	50:50.422	3.036	3.036	133.63	1:39.798	26	2	0
3	122	* GT Cup	3	GT CORSE Borja GARCIA / Alejandro BARAMBIO	PORSCHE 992 GT3 CUP	29	50:54.889	7.503	4.467	133.43	1:39.462	24	1	-2
4	140	* GT Cup	4	VELOSO MOTORSPORT Pedro MARREIROS / José MARREIROS	PORSCHE 992 GT3 CUP	29	51:09.842	22.456	14.953	132.78	1:41.084	3	5	1
5	100	GT Cup	5	ESCUADERIA FARAON Pablo BRAS / Fernando GONZALEZ	PORSCHE 992 GT3 CUP	29	51:13.889	26.303	3.847	132.61	1:41.188	19	6	1
6	199	GT Cup	6	VELOSO MOTORSPORT José BARROS	PORSCHE 991.2 GT3 CUP	29	51:15.785	28.399	2.096	132.52	1:41.177	4	4	-2
7	121	GPX	1	PHILIPPE BONNEL Philippe BONNEL (JF) / Solenn AMROUCHE	VORTEX 2.0	28	51:04.397	1 Lap	1 Lap	128.43	1:44.094	7	8	1
8	701	GPX	2	ESCUADERIA BAIX EMPORDÀ Marc GRUAU / Alexander GRUAU	VORTEX 1.0	28	51:33.705	1 Lap	29.308	127.21	1:43.987	25	9	1
9	112	GT Cup	7	ESCUADERIA FARAON Pedro LOURINHO / Miguel GOMEZ	PORSCHE 992 GT3 CUP	28	51:34.619	1 Lap	0.914	127.17	1:44.354	27	11	2
10	124	GT4	7	GT CORSE Manuel BERTOLIN	BMW M4 GT4	28	51:55.467	1 Lap	20.848	126.32	1:46.347	5	12	2
11	120	GPX	3	ESCUADERIA LA CORUÑA Jon AIZPURUA (JF)	KTM GT2	28	51:58.886	1 Lap	3.419	126.19	1:44.872	28	7	-4
12	181	GT4	2	ESCUADERIA BAIX EMPORDÀ Francesc GUTIERREZ / Jan SCHIDLOF (JF)	MCLAREN ARTURA GT4	28	52:25.124	1 Lap	26.238	125.13	1:45.402	15	13	1
13	191	GT Cup	8	VELOSO MOTORSPORT Jean-Roch PIAT (JF)	PORSCHE 991.1 GT3 CUP	27	51:09.168	2 Laps	1 Lap	123.65	1:47.264	23	19	6
14	126	GT4	3	PCR SPORT CLUB ESPORTIU Vincenzo MARTINEZ (JF) / Josep PARERA (JF)	MERCEDES AMG GT4	27	51:13.180	2 Laps	4.012	123.49	1:47.642	7	14	0
15	125	GT4	4	MOTOR CLUB SABADELL Jordi FUSET / Lorenz MENDOIA (JF)	PORSCHE 718 GT4 RS Clubsport	27	52:26.494	2 Laps	1:13.314	120.61	1:45.876	18	15	0
16	118	GPX	4	ESCUADERIA FARAON Alvaro FONTES / Pedro SILVERO	FERRARI 488 CH EVO	26	47:51.781	3 Laps	1 Lap	127.25	1:42.345	15	16	0
17	13	Clase 1	1	BAPORO MOTORSPORT Joan VINYES (JR)	CUPRA TCR DSG	26	50:49.527	3 Laps	2:57.746	119.84	1:50.609	6	21	4
18	15	D1	1	LURAUTO K.K. Aitor GOROSTOZIA (JF) / Luis CHILLIDA (JF)	BMW 240 I	26	52:44.546	3 Laps	1:55.019	115.48	1:54.308	15	27	9
19	66	D3	1	MOTOR CLUB SABADELL Damien FREDA / Laurent PUTGMAL	RENAULT CLIO CUP IV	25	51:32.647	4 Laps	1 Lap	113.62	1:57.420	14	26	7
20	18	D3	2	C.D.PLEMAR SPORT Jose LOPEZ (JF) / Alvaro RODRIGUEZ	RENAULT CLIO CUP IV	25	51:34.147	4 Laps	1.500	113.57	1:56.514	3	23	3
21	40	D3	3	MOTOR CLUB SABADELL Jose PALOMAR	RENAULT CLIO CUP IV	25	51:35.513	4 Laps	1.366	113.52	1:57.746	14	25	4
22	9	D3	4	BALBOR MOTORSPORT C.A. German LOPEZ / Jose ALBORS (JF)	RENAULT CLIO CUP IV	25	51:46.601	4 Laps	11.088	113.11	1:58.606	5	24	2
23	45	D3	5	MOTOR CLUB SABADELL Oscar VERGARA / David GARCIA	RENAULT CLIO CUP IV	25	52:07.879	4 Laps	21.278	112.34	1:59.463	4	28	5
24	36	D1	2	UCAV RACING Carlos ALVAREZ (JF) / Jose SANTOS	SEAT LEON SUPERCOPA MK2	24	51:54.809	5 Laps	1 Lap	108.30	1:57.683	3	22	-2
25	6	D1	3	RX PRO RACING Manuel CANZARES (JR) / Marcos MENKES (JR)	PEUGEOT 308 RACING CUP	19	50:53.948	10 Laps	5 Laps	87.45	1:49.681	13	20	-5

NOT CLASSIFIED

NC 114	GT Cup	SKUALO COMPETICIÓN Van Hendrik VAN ZOEST (JF)	PORSCHE 991-1 GT3 CUP	19	35:26.777	10 Laps			125.45	1:46.479	17			
NC 101	GPX	PHILIPPE GRUAU Philippe GRUAU (JF) / Joanna GRUAU	VORTEX 1.0	8	15:27.768	21 Laps	11 Laps	121.20	1:47.661	7				
NC 133	GT4	ESCUADERIA LA CORUÑA Angel SANTOS / Mikkel KRISTENSEN	LIGIER JS2R	1	2:01.402	28 Laps	7 Laps	115.78	2:01.402	1				

FASTEST LAP

122	GT Cup	GT CORSE Borja GARCIA / Alejandro BARAMBIO	PORSCHE 992 GT3 CUP	24	1:39.462			87.81 mph	141.32 kph					
118	GPX	ESCUADERIA FARAON Alvaro FONTES / Pedro SILVERO	FERRARI 488 CH EVO	15	1:42.345			85.33 mph	137.34 kph					
181	GT4	ESCUADERIA BAIX EMPORDÀ Francesc GUTIERREZ / Jan SCHIDLOF (JF)	MCLAREN ARTURA GT4	15	1:45.402			82.86 mph	133.35 kph					
6	D1	RX PRO RACING Manuel CANZARES (JR) / Marcos MENKES (JR)	PEUGEOT 308 RACING CUP	13	1:49.681			79.63 mph	128.15 kph					
13	Clase 1	BAPORO MOTORSPORT Joan VINYES (JR)	CUPRA TCR DSG	6	1:50.609			78.96 mph	127.08 kph					

Weather / Track : Cloudy / Dry

Date: 09/06/2024 Start: 13:58 Finish: 14:49
Circuito de Navarra: 3.904 km

Chief Steward:	Steward:	Steward:	
----------------	----------	----------	---

GT-CET CAMPEONATO DE ESPAÑA
CARRERA 2 - CLASSIFICATION - FINAL

Race Distance: 29 Laps / 113.23 kilometers

18 03 C.D.PLEMAR SPORT RENAULT CLIO CUP IV 3 1:56.514 74.96 mph 120.63 kph
Jose LOPEZ (JF) / Alvaro RODRIGUEZ

Comments: #113 - 1 segundo - Track Limits
#122 - 5 segundos - Track Limits
#135 - 1 segundo - Track Limits
#140 - 5 segundos - Track Limits
Decision No 22, 23, 23 & 25

Weather / Track : Cloudy / Dry

Date: 09/06/2024 Start: 13:56 Finish: 14:49
Circuito de Navarra: 3.904 km

Chief Steward:	Steward: 	Steward:	
----------------	---	----------	---